

To the Teacher

The information below is to help you in teaching the lesson. DO NOT read this page to the students. Instead, teach the information in your own words. Be sure to finish the student's lesson as well. The Scripture references in parentheses are for additional study, to round out the information given in the lesson. Become familiar with these passages as well, to provide additional Scriptures to your students.

Lesson 9 – The Perfect Plan of God (Teacher's Lesson)

Opening: Answer the opening question. Explain that all of us have a death sentence because of our sins and the only way out of this situation is to accept Christ's forgiveness.

Study Notes:

Romans 6:23

In this lesson, we will study a verse that can be used as a presentation of this solution. That verse is Romans 6:23. Use the directions below and in the student lesson to complete the diagram in the student lesson.

- 1. How would you define the term “wages”?** – A wage is a reward or salary that we receive for what we have done.
- 2. What do you think of when you hear the word “sin”?** – Sin is violating the law of God, whatever we do that displeases Him.
At any point in your life, have you felt that God was distant? – Point out the separation between the two cliffs. Sin separates us from God.
- 3. What thoughts come to your mind when you think of death?** – If a person decides to reject God, that separation extends through eternity. Eternal separation from God is Hell.
- 4.** The word “but” demonstrates a transition. Explain that up to this point we have talked about the bad news, but now we will talk about the good news that God has for us.
- 5. What is the difference between a gift and a wage(salary)?** – Wages are something that you earn; a gift is something given(gifted) to you. We cannot earn our entry into Heaven with good works.
- 6. God wants to give you a gift. Why do you think He would want to do that?** – Because He loves us. Point out “sin” on the left and then “God” on the right. Explain that all of us have sinned, but God is perfect and has not sinned.
- 7. What do you think eternal life is?** – Eternal life means a relationship with God here on earth that continues forever in Heaven.
- 8. Explain that Jesus is the only way to go to Heaven because He is the only perfect sacrifice for our sins.**

9. To accept Christ as Savior means accepting Him as Lord.

10. What does confession mean to you? – Confession means agreeing with God that we are not perfect. There are things in our lives that are wrong and we want Christ to forgive us when we repent of our sin.


11. What does “surrender” mean to you? – Surrender, or submit, means to let Christ be the final authority in our lives and to live to please Him. It does not mean that we are perfect, but that we try to please Christ.

12. Draw a man on the left side of the bridge. – You might want students to draw the man where they think their relationship with God is – near the bridge, far from it or on the other side, etc.

13. Draw an arrow across the bridge. – When we receive Christ, we have crossed the bridge and we live in the presence of God.

Summary: This lesson should be a review for the majority of the students, but it can also be a good time to be sure of the relationship each student has with Christ. If anyone indicates that they have still not received Christ (“crossed the bridge”), this would be a good time for them to do so. Give an opportunity for each student to accept Christ if they have not done so.

Application: Tell students to write the name of one person with whom they can share the plan of salvation this week. Pray in pairs or small groups for each person.



Lesson 9 – The Perfect Plan of God

There is No Way Out

Have you been in a life or death situation? How did you get out of it?

There is a Way Out

As we have seen in previous lessons, humanity has a problem. God is perfect and hasn't sinned and cannot permit any sin in Heaven. Man is a sinful creature, but God desires a personal relationship with us. Because of that, He had to find a solution. The solution is Jesus. On the last page of this lesson, you will find a diagram. Follow the instructions below to fill out the diagram.

1. Draw a box around the word “wages”, then write it on line number one. How would you define the term “wages”?

2. Draw a box around the word “sin”, then write it on line number two. What do you think when you hear the word “sin”?

At any point in your life, have you felt that God was distant?

3. Draw a box around the word “death”, then write it on line number three. What thoughts come to your mind when you think of death?

4. Draw a box around the word “but”, then write in on line number four. This is the most important word of the verse because it indicates that there is hope for all of us.

5. Draw a box around the word “gift”, then write in on line number five. What is the difference between a gift and a wage(salary)?

6. Draw a box around the words “of God”, then write them on line number six. God wants to give you a gift. Why do you think He would want to do that?

7. Draw a box around the words “eternal life”, then write them on line number seven. What do you think eternal life is?

8. Draw a box around the words “Christ Jesus”. Draw a cross between the cliffs like a bridge and write “Christ Jesus” inside the cross. Jesus is the only way to receive the gift of eternal life. No one can offer a gift unless he pays for it. Jesus paid for eternal life for us with His life.

9. Draw a box around the word “Lord”, and write it above the cross that you drew. The gift of eternal life is offered to all who make Jesus their Lord. For this to happen, He has to have complete control of a person's life. How can you give Him that control?

10. Write the word “confess” beside the letter A in the diagram.

What does confession mean to you?

11. Write the word “surrender” beside the letter B in the diagram.

What does surrender mean to you?

12. Draw a man on the left side of the bridge.

When a person confesses and surrenders, he crosses the bridge. He begins a relationship with God and begins to experience a new and eternal life.


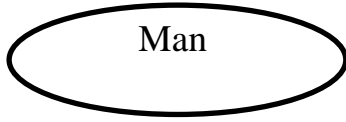
13. Draw an arrow across the bridge.

Have you received God’s gift of eternal life?

If the answer is no, and you would you like to receive Him, here is an example of what you can pray:

Dear Lord, I know that God is your Son and that He died on the cross and was raised from the dead. Because I have sinned and need forgiveness, I ask that Jesus come into my heart. I am ready to change the direction of my life by acknowledging that Jesus is my Lord and Savior, and by repenting of my sins. Thank you for giving me forgiveness, eternal life, and hope. In the name of Jesus, amen.

For the wages of sin is death, but the gift of God is eternal life in Christ Jesus our Lord.



A

1 _____
2 _____
3 _____

B

5 _____
6 _____
7 _____

4 _____

The diagram that you just finished filling out can be used to present God's plan of salvation to anyone who doesn't know Christ. Think about one person with whom you can share this lesson this week. Write their name in the space below. Ask God to help you be faithful in sharing His love with that person this week.

Scripture to Memorize:

For the wages of sin is death, but the gift of God is eternal life in Christ Jesus our Lord.
Romans 6:23