

Old Testament

Mission Arlington ◦ Mission Metroplex Curriculum ◦ 2011

One Year Plan



GOD'S WORD

Created for use with young, unchurched learners Adaptable for all ages.

GOD SPEAKS TO SAMUEL



Memory Verse:
Blessed are those who hear
God's word and obey it.
(Luke 11:28)

I SAMUEL 3

Lesson Goals

1. Understand that Samuel lived in the Temple.
2. Learn that Samuel was taught by Eli, the priest.
3. Understand that God spoke to Samuel.
4. Recognize that Samuel became a prophet.

Prayer Time

1. Take a moment to listen to God.
2. Thank God for sending Jesus to deliver us from sin.
3. Ask God to help you follow Him.
4. Pray for friends and family members who need to be delivered from sin.

GOD'S WORD

Read I Samuel 3:9-20. (Hold your Bible throughout the story.)

Do You Know Jesus?

We can know God personally. In order for that to happen we must see that we have done wrong (sin) and tell Him about it (confess). We must believe that Jesus died and came back to life so that we can live. We must ask Jesus into our lives. Then God will help us do what He wants us to do—like reading our Bibles, praying, inviting people to church, and doing what is right.

Application

God has chosen to speak to us through His Word, the Bible. How often do you read it and study it? We can read it every day to gain more wisdom and understanding. And if you have received Christ into your heart, His Holy Spirit will guide you and show you things that you need to do and help you with choices you make.

Begin With Prayer

Hannah promised God that she would let her son Samuel live at the Temple so that he could serve God his whole life. And she kept her promise, taking Samuel to the Temple when he was old enough. Samuel lived with the priest named Eli. Eli taught Samuel how to serve God.

Hannah loved Samuel and knew that God would care for her son. God blessed her with five more children! She still loved Samuel and visited him often.

During that time, the people of the Lord had not received any messages from God. But it was time for God to speak—this time, to Samuel!

One night, while Samuel was sleeping in the Temple, he heard a voice call out, “Samuel! Samuel!” And Samuel replied, “Yes? What is it?” Then he ran to Eli, thinking he had called him. He said, “Here I am. What do you need?” But Eli replied, “I didn’t call you. Go on back to bed.” So Samuel returned to his bed.

A few minutes later, Samuel heard the voice call out again, “Samuel!” Again, Samuel ran to Eli and said, “Here I am. What do you need?” But once again, Eli said he had not called Samuel, and told him to return to bed.

A third time, the Lord called out to Samuel. And Samuel ran to Eli again and asked him what he needed. But this time, Eli realized that it was GOD calling Samuel! So he instructed Samuel to go lie down. He said that if Samuel heard the voice again, he should respond by saying, “Yes, Lord, your servant is listening.” So Samuel went back to bed.

Then God called out to him again, saying, “Samuel! Samuel!” And Samuel responded, “Yes, your servant is listening.” And God gave Samuel a message for him to share with His people.

Samuel stayed in bed until morning. Then he got up, opened the doors of the Temple as usual, and got ready for the day. When he saw Eli, he shared God’s message with him.

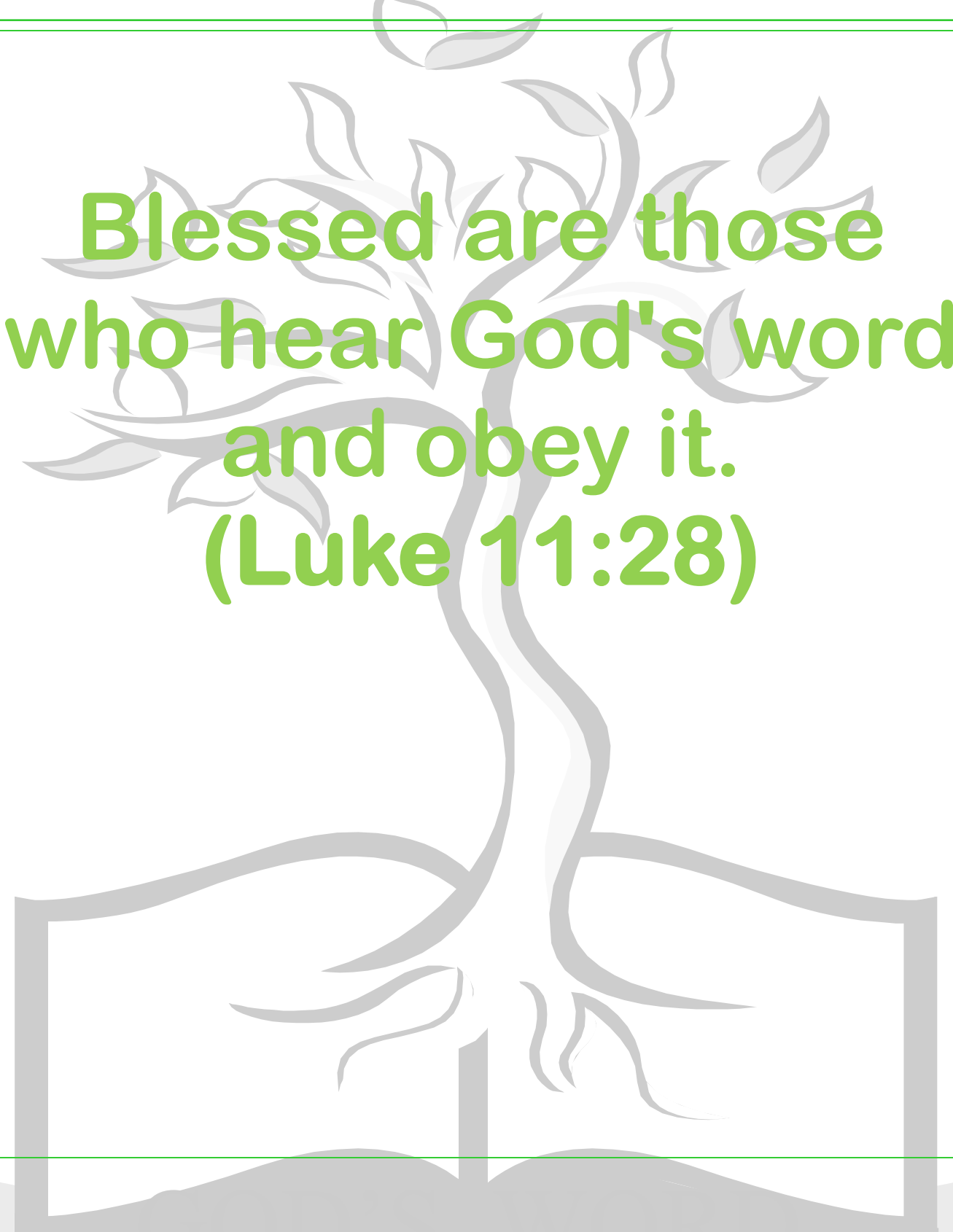
Samuel continued to grow, and God was with him. Everything Samuel said was wise and helpful. He became known by God’s people as a prophet. A prophet is someone who speaks God’s messages to the people.

God has given us His Word, the Bible. This is how He speaks to us today. He wants us to listen to His Word and obey it. Then we can say, like Samuel, “Yes, Lord, your servant is listening.”

Planning for the next week:

David Will Be King – I Samuel 16

Memory Verse



**Blessed are those
who hear God's word
and obey it.
(Luke 11:28)**

Preschool Lesson

Read I Samuel 3:9-20. (Hold your Bible throughout the story.)

Memory verse for younger children:

Blessed are those who hear God's word and obey it. Luke 11:28

Teacher: Play "Telephone." Have the children sit in a circle. Someone starts by whispering something. The children tell each other what they heard in a whisper.

Begin With Prayer

Last week, we learned how God blessed Hannah and gave her a child. She promised that he would stay at the church when he got older. Hannah's baby was named Samuel. Samuel grew, and Hannah kept her promise by sending Samuel to live at the church. He lived there with the preacher named Eli.

Samuel helped Eli in the church. One night Samuel heard someone calling his name. (Whisper the name "Samuel!") He thought it was Eli. He jumped up out of bed and ran to see what Eli wanted. Eli told him that he didn't call him.

Again, Samuel heard someone calling his name. (Whisper the name "Samuel!") He ran to see what Eli wanted. Eli told him that he hadn't called him.

A third time Samuel heard the voice and went to Eli. (Whisper the name "Samuel!") Eli had not called. Suddenly, Eli realized that GOD was calling Samuel! Eli told Samuel to listen again for the voice. When he heard it, he must say, "I am here, God. I am listening."

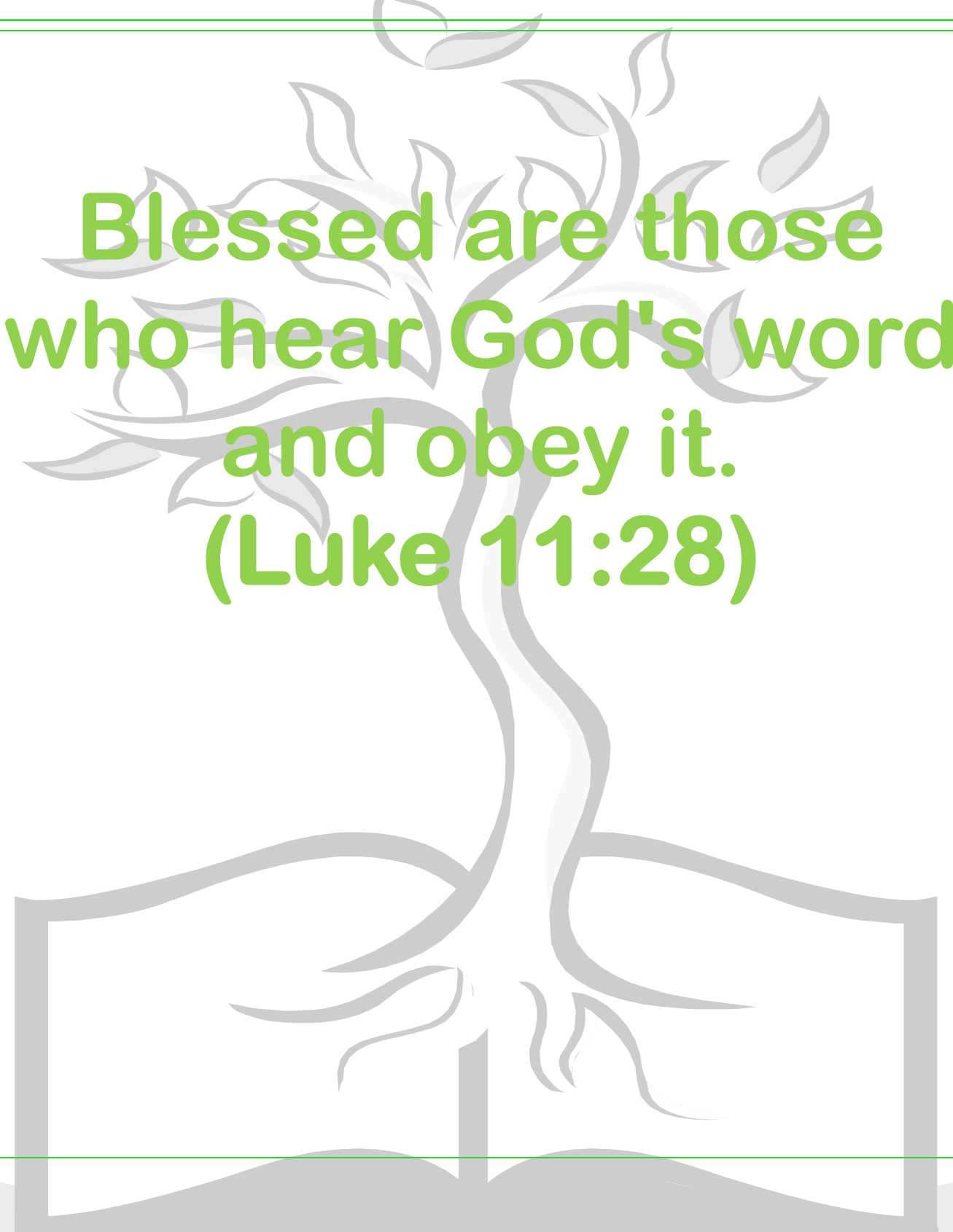
Sure enough, the voice called, (Whisper the name "Samuel!") and Samuel told God, "I am here, God. I am listening."

God has given us His Word, the Bible. This is how He speaks to us today. He wants us to listen to His Word and obey it. Then we can say, like Samuel, "Yes, Lord, your servant is listening."

Prayer Time

1. Take a moment to listen to God.
2. Thank God for sending Jesus.
3. Ask God to help you hear His voice and obey Him.

Preschool Memory Verse



**Blessed are those
who hear God's word
and obey it.
(Luke 11:28)**

Learning Activities

•**Memory verse activity** — Create a grid on a poster. Have the children who can write take turns writing the next word of the memory verse in the grid. Have the smaller children write one letter of the reference. Create grids on paper that the children can use to copy the verse. Make some with the verse on it for the children who cannot read or write.

•**Test your memory** — Create a grid of pictures that can help you tell the story. Attach the pictures to the grid as you tell the story. Ask the children to retell the story.

•**Taste activity** — Bring cookies for the children.

•**Think about it** — God called Samuel and told him what would happen. Talk about the responsibility we have with the truth we know.

Samuel was Eli's helper. Talk about things you can do to help others.

•**Touch activity** — Make big ears out of construction paper.

Make a pillow using construction paper. Decorate two pieces of construction paper. Glue the two pieces of construction paper together. Leave an opening at the top. Fill it with cotton balls and then glue the top.

Bring two towels. Let two children lie down and pretend to be Samuel and Eli. Let them act out the story as you tell it.

Play "Telephone," Have the children sit in a circle. Someone starts by whispering something. The children tell each other what they heard in a whisper. The end result will be interesting.

•**Run and play** — Have the children form several teams (at least two). Have the children stand in two rows apart from each other. Then have one child call the name of a child in the other row. Ask the child whose name was called to identify the person who called his name.

Have the children sit in groups. Tell them to talk about how they respond when certain people are calling (mom, dad, grandparent, Bible study leader, policeman, etc.)

•**Listen** — As the children take time for silence, remind them that God wants us to hear and obey.

•**Sing** — Sing "Standing on the Promises," "Have Faith in God," or another song related to the story.

•**Reach out** — During class, pray (by name) for kids that did not come today. Ask the children to go with you to deliver the handouts to those who were absent. Play the encouraging game and say the memory verse. Encourage them to read the story in the Bible.

Rooted and Grounded



Pray

Thank God for giving us His Word, the Bible, to help us know Him better.
Ask God to give us understanding to know when He is speaking to us.
Pray for those who have not accepted Jesus' gift of salvation.

Read the Bible Daily

This week, read I Samuel 3. Also read a chapter out of Psalms and Proverbs each day.

Think About It

What would you do if you knew that God was speaking to you? Would you run away out of fear? Or would you listen and obey Him? God does speak to us through His Word. Are you listening?

Do It

If you don't have a Bible, ask your Bible study teacher to give you one. Take it home, and began reading a chapter a day or even a verse a day. Just start. God will begin to show you more about Himself, and you will grow closer to Him, just like you get closer to friends when you spend time with them.

Tell About It

Share the Bible story with a friend.

Change it

God wants us to hear His Word *and* obey it. If this is hard for you, ask God for the strength to obey His commands.

Study it

Attend Bible study this week.

Word Art

Trace the letters.

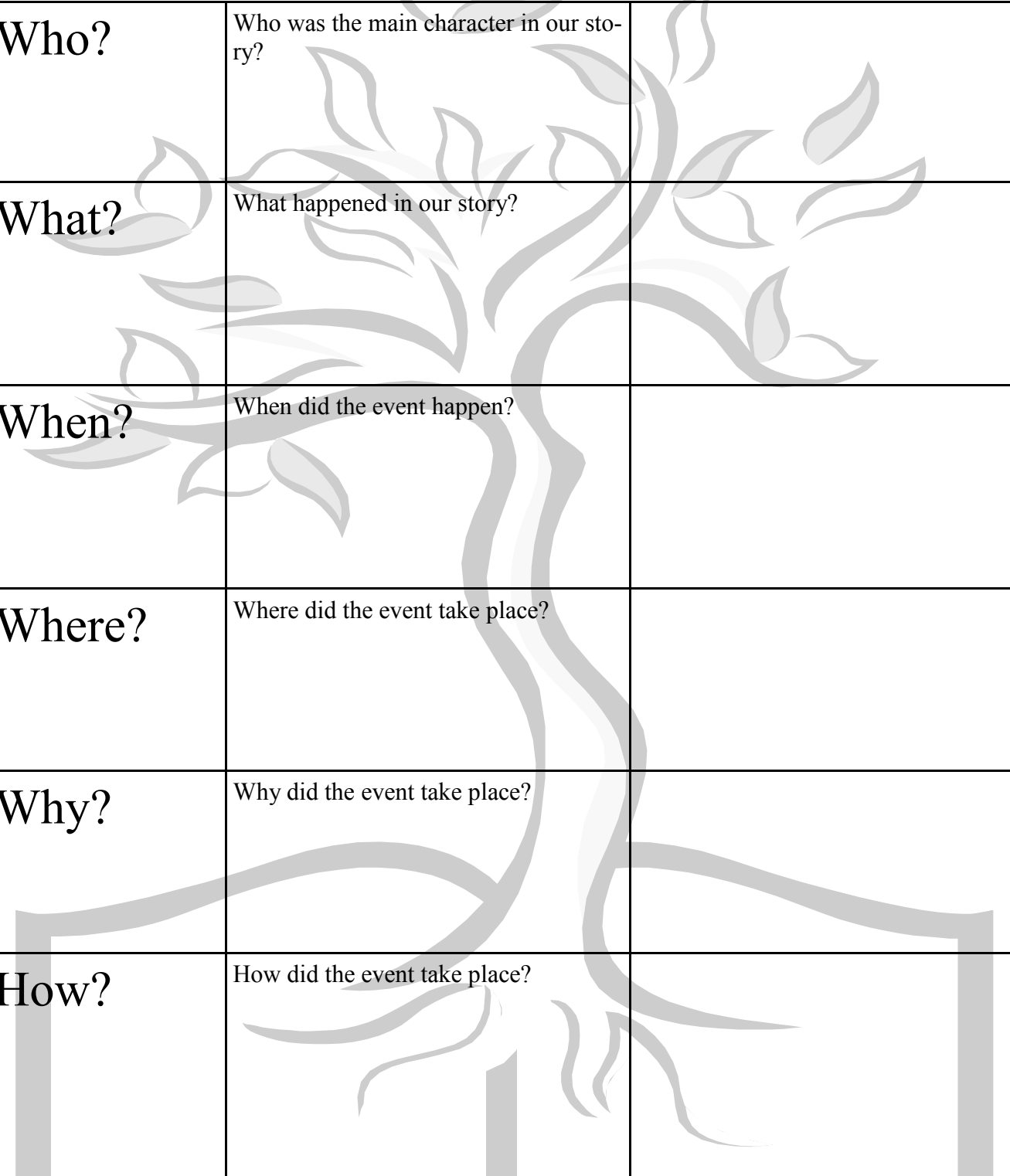
GOD

CALLED

SAMUEL


GOD'S WORD

Learning the Facts



Who?	Who was the main character in our story?	
What?	What happened in our story?	
When?	When did the event happen?	
Where?	Where did the event take place?	
Why?	Why did the event take place?	
How?	How did the event take place?	

Word Search



H F G B D H P K H V M S K R H P J
P H D F S K S C D P K F V C J L S
S R R S R N R B M C V G S D C V P
Y D T V P C T D V L S R C H M D V
P S B Y H H D G R Z N D F U V M L
H S R B J N F T A I S N J V P K N
S P R V K D S R L K T L H M K S J
R K N B L R B E S A H H B K R T G
N T S K S C P L S T N A R P S N H
J K H D T E J A I C O S S E N K P
H S T S E E M S N M A H W T E T J
J B N L N U D A P G F L P E N S K
G O S W E E M K V N O H L B R L R
S A K L S E H J K R F D C E J M S
M J F R D P R I E S T P T V D N T
L I F B W V J T K R S S K J P L V
F B N V K C N V W F R N D L W B M

SAMUEL

ELI

PRIEST

ANSWER

GOD

THREE

NAME

ASLEEP

CALLED

Word Search Solution

H	F	G	B	D	H	P	K	H	V	M	S	K	R	H	P	J
P	H	D	F	S	K	S	C	D	P	K	F	V	C	J	L	S
S	R	R	S	R	N	R	B	M	C	V	G	S	D	C	V	P
Y	D	T	V	P	C	T	D	V	L	S	R	C	H	M	D	V
P	S	B	Y	H	H	D	G	R	Z	N	D	F	U	V	M	L
H	S	R	B	J	N	F	T	A	I	S	N	J	V	P	K	N
S	P	R	V	K	D	S	R	L	K	T	L	H	M	K	S	J
R	K	N	B	L	R	B	E	S	A	H	H	B	K	R	T	G
N	T	S	K	S	C	P	L	S	T	N	A	R	P	S	N	H
J	K	H	D	T	E	J	A	I	C	O	S	S	E	N	K	P
H	S	T	S	E	E	M	S	N	M	A	H	W	T	E	T	J
J	B	N	L	N	U	D	A	P	G	F	L	P	E	N	S	K
G	O	S	W	E	E	M	K	V	N	O	H	L	B	R	L	R
S	A	K	L	S	E	H	J	K	R	F	D	C	E	J	M	S
M	J	F	R	D	P	R	I	E	S	T	P	T	V	D	N	T
L	I	F	B	W	V	J	T	K	R	S	S	K	J	P	L	V
F	B	N	V	K	C	N	V	W	F	R	N	D	L	W	B	M

SAMUEL

ELI

PRIEST

ANSWER

GOD


THREE

NAME

ASLEEP

CALLED

Preschool Word Search



F C K B P V S G B N L J
G P H F L D P B C V S T
P R G P M S A M U E L K
S B M S N B L K F N G H
J R V A S L E E P N F H
M F P K S D K L N A M E
W B V T H L J H K M C M
P D R G F T H R E E T D
S M V D M J G B C D P F
H K N G O D N K M B J S
E L I S B C P J H K C D
H V D B R P S F M G B L

SAMUEL

ELI

GOD

THREE

NAME

ASLEEP

Preschool Word Search Solution

F	C	K	B	P	V	S	G	B	N	L	J
G	P	H	F	L	D	P	B	C	V	S	T
P	R	G	P	M	S	A	M	U	E	L	K
S	B	M	S	N	B	L	K	F	N	G	H
J	R	V	A	S	L	E	E	P	N	F	H
M	F	P	K	S	D	K	L	N	A	M	E
W	B	V	T	H	L	J	H	K	M	C	M
P	D	R	G	F	T	H	R	E	E	T	D
S	M	V	D	M	J	G	B	C	D	P	F
H	K	N	G	O	D	N	K	M	B	J	S
E	L	I	S	B	C	P	J	H	K	C	D
H	V	D	B	R	P	S	F	M	G	B	L

SAMUEL

ELI

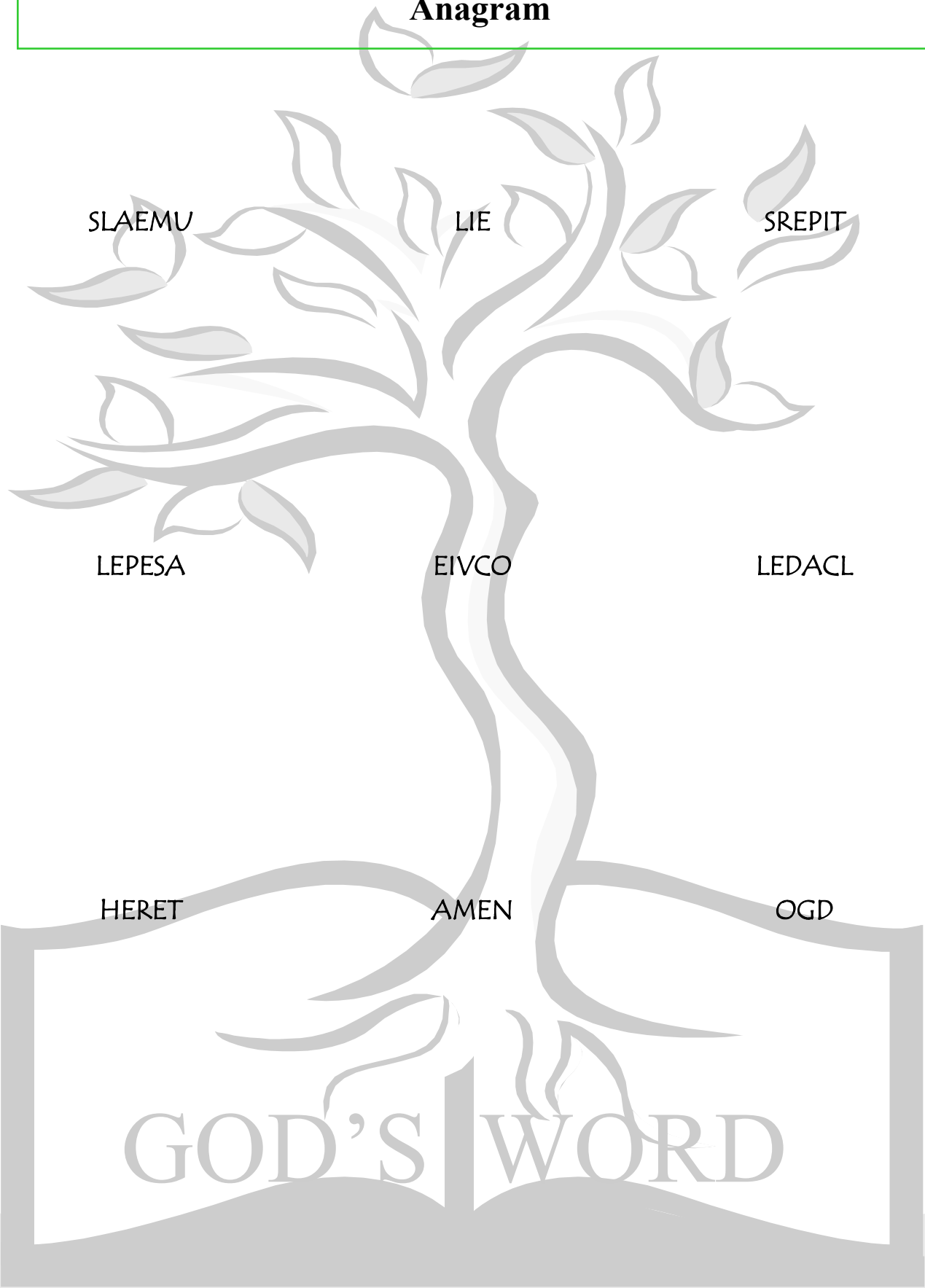
GOD

THREE

NAME

ASLEEP

Anagram



SLAEMU

LIE

SREPIT

LEPESA

EIVCO

LEDACL

HERET

AMEN

OGD

GOD'S WORD

Anagram Solution

SAMUEL

ELI

PRIEST

ASLEEP

VOICE

CALLED

THREE

NAME

GOD

GOD'S WORD