

MISSION ARLINGTON® MISSION METROPLEX



Rainbow Express Mission Trip
Planning & Preparation Packet
May—June 2013

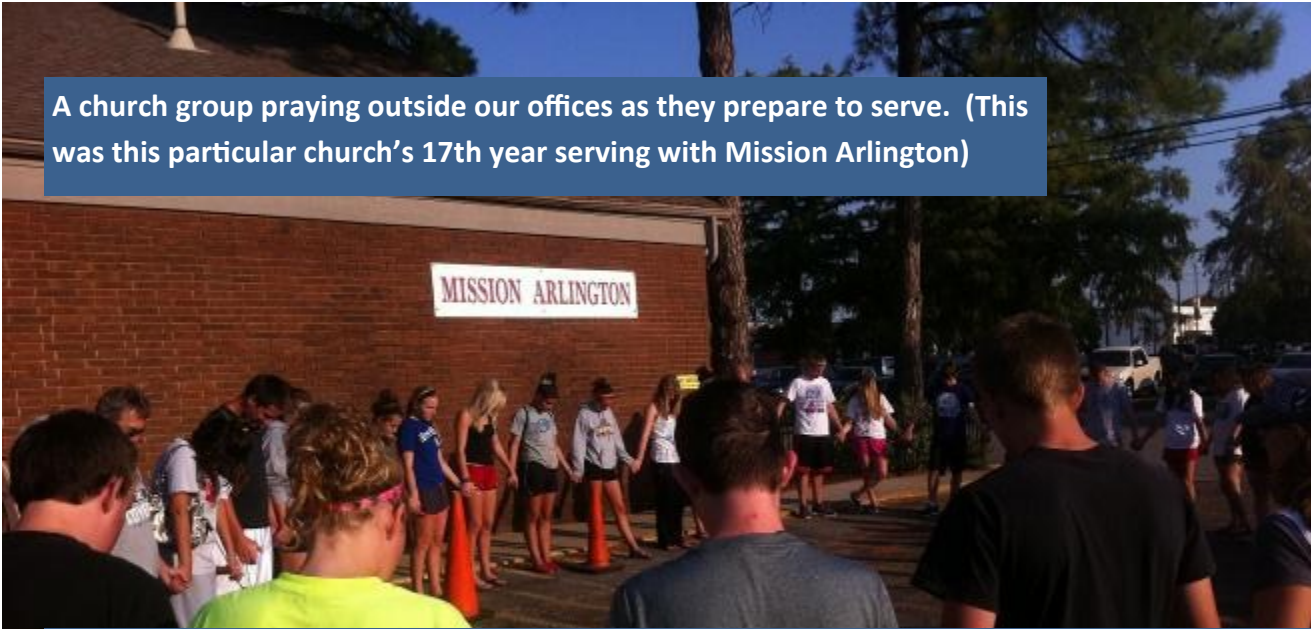
We are so grateful that the Lord is sending your group to Mission Arlington / Mission Metroplex for a 2013 Summer Rainbow Express Mission Trip! Our team is praying faithfully for you as you prepare spiritually and logistically to serve with us here.

This packet should contain everything you need to prepare for your trip to Mission Arlington. Please take the time to go carefully through this information. Here is how the information is organized:

- 1) **Trip leader planning material**: information for the student minister or other overall trip leader with details about accommodations, responsibilities, expectations, and preparation. These pages have a blue border.
- 2) **Student planning material**: some of the same information, but formatted specifically so you can hand it out to your students. Includes things like dress codes, packing lists, schedule information, etc. These pages have a green border.
- 3) **Rainbow Express material**: the curriculum and schedule for each day's Rainbow Express programs (which your group will be leading). These pages have a red border.

If there is anything at all that we can do to help you prepare, please do not hesitate to let us know.

- **Jim Burgin, Morgan Metcalf, and Heather Young** lead our team of groups scheduling coordinators, with help from several other team members. You can reach them at 817-277-6620 or via e-mail at hyoung@missionarlington.org, mmetcalf@missionarlington.org, or jim@missionarlington.org.
- **Matt Hart** is our Rainbow Express coordinator and will be one of your primary contacts while you are on your trip. You can reach him at the same phone number or via e-mail at matt@missionarlington.org.
- **Tillie Burgin** is our Executive Director and always happy to answer questions. Her office phone number is the same or her e-mail is tillie@missionarlington.org.

A photograph showing a group of people, including children and adults, gathered outside a brick building. A sign on the building reads "MISSION ARLINGTON". The group appears to be in a line, possibly praying or preparing for an activity. The scene is outdoors with trees and a clear sky in the background.

A church group praying outside our offices as they prepare to serve. (This was this particular church's 17th year serving with Mission Arlington)

Group Leader's Preparation Materials

Contains:

- Trip terms defined
- Schedules
- How do I prepare?
 - FAQs: accommodations, dress code, rules, etc.
 - Rainbow Express: how to train your students to lead a Rainbow Express program
- Logistics Questionnaire (to be filled out and sent to Mission Arlington before your trip)
- T-Shirt Orders

Overview: So what are we doing on this trip anyway?

A visitor to Mission Arlington/Mission Metroplex once told us that we sometimes speak in code. We readily admit that so many different things are happening here that it can become a little confusing. This is an explanation of some of our key terms:

- **Mission Arlington / Mission Metroplex:** We are an evangelical ministry functioning in partnership with most of the local churches in Arlington from across all denominations. Essentially, we do two basic things (which are closely intertwined): 1) begin Bible Studies which over time grow into churches in neighborhoods (mostly low-income apartment communities) all over this city and 2) meet a variety of physical needs through free “benevolent” programs like medical clinics, food pantries, afterschool tutoring, and more. You will be partnering with us by leading evangelistic programs in the apartment communities and other neighborhoods where we have ministries and by supporting our benevolent programs.
- **Apartment Churches:** Mission Arlington began in 1986 with a very simple philosophy: take church to people who, for whatever reason, were not coming to a church building anywhere. On the first Sunday of August of that year, a Bible Study met in the living room of a woman who lived in a local apartment community. That first morning, seventeen people found that they could meet Christ in a church that met right where they lived. Today, we have teams ministering in different ways in more than 300 apartments, mobile homes, community centers, playgrounds, laundry rooms, and wherever people will gather. Any given Sunday, more than 5,000 people attend a Mission Arlington congregation in their own neighborhood.
- **Rainbow Express:** Rainbow Express is the name of the Backyard Bible Clubs you will be leading while you are here. Mission Arlington has been leading outdoor Vacation Bible Schools for our many apartment churches since the beginning. When these programs first began the volunteers that were leading them had a large portable stage built on a trailer that they pulled from site to site for puppet shows. This trailer, which was decorated with a rainbow, came to be known to the children as the Rainbow Express. Rainbow Express then became the name for all of the Vacation Bible Schools.
- **Work Projects:** Mission Arlington follows Jesus’ model of ministry: meet both physical and spiritual needs to provide a tangible expression of the Father’s love and people will be drawn to Him. Part of each day you are here will be spent leading Rainbow Express programs. With the remainder of each day you will participate in some of Mission Arlington’s many other ministries. This might include picking up donations, delivering furniture to families, working in the clothing room or the food warehouse, passing out flyers to invite people to an event, holding field days or other fun events in one of the apartment communities, or any number of other opportunities. Any special materials or training that you may need will be provided while you are here.



A volunteer leads music Sunday morning in an apartment community clubhouse

Schedule Information: Week Overview and Sunday

Week Overview

The most normal shape of a Rainbow Express week is this:

- **Saturday:** Most groups arrive Saturday afternoon to check in. We are open for check in until 8 pm. If there is a situation that prevents you from checking in by that time, please contact us before your trip and we will be happy to make arrangements to check in.

Every group's situation is different. If you need to adjust this schedule for whatever reason let us know. We can work together to help create a week that works well for everybody.

- **Sunday:** In the morning you will help us hold church services in the neighborhoods we work with. That afternoon you will join all the groups here for the week, plus our staff, for a worship time.
- *Note—some groups (because they have responsibilities in their home church services on Sunday morning) do not participate in Sunday's activities because they travel and check in that day instead. As with Saturdays, we are available to check in until 8 pm. (If for some reason you cannot have at least one adult check in by 8 pm, contact us ahead of time and we will make arrangements.)*
- **Monday—Thursday:** You will lead Rainbow Express these days. All groups will meet together twice: in the morn-

ing for a devotional time and in the afternoon for a brief worship service.

- **Friday—Saturday:** Friday is an optional day. Some groups continue to serve with us. Some groups go home Friday morning. Others take Friday as a free day for Six Flags or other recreational activity. All groups check out by Saturday morning.

More detailed schedules for each day are below and on the following page.

Sunday Schedule

9:00 AM Meet at Mission Arlington with all groups for welcome, prayer, and orientation

10:00 AM Participate in Mission Arlington's apartment churches by helping invite, serve, and teach Sunday School in an apartment community or other Mission Arlington congregation.

12:30 PM Return from apartment churches, take lunch break

1:30 PM Pass out flyers in apartment communities where Rainbow Express will be taking place this week.

3:15 PM Return to Mission Arlington

4:00 PM Join Mission Arlington missionaries for weekly prayer, worship, and preparation time

5:00 PM Meeting for all group leaders with Matt Hart, Rainbow Express Coordinator

5:15 PM Leave Mission Arlington, pray and make any last minute preparations for beginning Rainbow Express tomorrow



Tentative Schedule Information: Monday—Thursday

Schedule if the Monday of your trip falls after June 9

- 8:30 Meet at Mission Arlington for morning devotional time
- 9:45 Morning Rainbow Express groups leave for their site
- 10:30 Morning Rainbow Express begins
- NOON Morning Rainbow Express ends. Clean up, walk children home, etc., then take a lunch break.
- 1:30 Meet to worship and prepare for Rainbow Express
- 2:30 Depart for Rainbow Express
- 3:00 Rainbow Express begins
- 4:30 Rainbow Express ends. Clean up.
- 5:00 Turn in daily report to Mission Arlington. Options for projects in the evenings will be made available during the week.

Note—if your group is here these weeks, each Rainbow Express team will lead two sites, one in the morning and one in the afternoon.

Schedule if the Monday of your trip falls before June 9

- 8:30 Meet for morning devotional time
- 9:30 Devotional time dismisses
- 9:45 Begin work projects assignment (work projects will last from 10:00-1:00)
- 1:00 Take a lunch break.
- 2:15 Meet to worship and prepare for Rainbow Express
- 3:15 Depart for Rainbow Express
- 4:00 Rainbow Express begins
- 5:30 Turn in daily report to Mission Arlington. Options for projects in the evenings will be made available during the week.

So, that concludes our very important announcements for this morning . . .

don't be *that* group

Please be on time to all the meeting times on your schedule. It affects everybody else if your group shows up late because you made a coffee run on the way.

If anybody asks, tell them we had a flat tire . . . and that we witnessed extensively to the guy that helped us change it.

The Rules

We are praying that God will reveal Himself to your students during their time at Mission Arlington in ways that bring about permanent, life-changing discipleship. We believe these rules help us keep that focus.

DRESS CODE

Mission Arlington's dress code is very basic. We ask all participants to dress modestly, comfortably, and in something where they are ready to work. Casual dress is fine all week long, Sunday included. Here are a few specific requests we make of all groups:

- Shorts are fine all week long. Please no short shorts.
- Footwear is up to you, but because we do so much work and active play outside we recommend tennis shoes over flip-flops.
- T-shirts are great to wear, but please no tank tops or any other kinds of sleeveless shirts.
- Baseball caps are fine, but please wear forward at all times. Do not wear bandanas or any other type of head gear. (Winter headgear is okay if it's cold.)
- **Note—if a student chooses to dress in something that does not fit with our dress code, a Mission Arlington staff member will ask them to change before you begin your day's assignments. This only slows down your group and gives you less time to effectively minister during the day. So, please stick to the dress code.**

Please remember that there are certain things you might wear at home working outside in the heat but that may not be the right image for knocking on doors and asking parents to let their children go with you.

CONDUCT GUIDELINES

- **Be focused on the most important thing:** Mission work is full of surprises. God has a specific plan for you, and for the many lives He will use you to touch. The best preparation for this experience is spiritual. Keep reading your Bible daily, both before you come, and while you are here. Make sure you keep your quiet time with the Lord as a firm commitment. Don't miss your moments with Him.
- **Let's be good stewards together:** All of Mission Arlington's facilities are donated to us. Any money that goes into repairs and maintenance is less money we can use in our assistance programs. So, let's be good stewards of what the Lord has given us:
 - Don't adjust thermostats
 - There is no housekeeping staff. So, help clean up spills, take out trash, and generally be clean and neat. Don't do things that will create clean up jobs for other people (for example, don't use sidewalk chalk at Rainbow Express. It leaves work for apartment staff to wash it off.)
 - Don't do anything silly. We don't want to be unable to buy prescriptions for our medical clinic because we had to patch sheetrock or replace windows. (This includes in the apartment communities.) Don't roughhouse. Don't use any balls anywhere that aren't foam.
- **Help us present a good image to *everyone*** people that may come through your activities or facilities and maintain a good relationship and a positive witness with the neighbors around your activities or facilities.
 - Make sure that your noise level is under control. Do not play loud music, stay up too late at your accommodations, etc. Help us be a good picture of Christ to those around you.
 - Be sensitive to other people's needs. Be courteous and grateful everywhere you go. It is especially *crucial* that you control the noise level where you are staying. We cannot have loud music, parties, outside games, etc. We want *everywhere* to be our mission field, and that includes where you sleep at night.



Accommodations: Where are we staying?

Some of you, we know, will be spending the nights in a hotel or other location that you have set up. This page answers common questions for the rest of you who have chosen to stay in the accommodations that we provide.

- **Where will we be staying?** Mission Arlington uses several different types of facilities to house guests. All of them boil down to the same basic concept: a safe, clean floor to sleep on, showers, and a kitchen. Smaller groups (anything up to about twenty people) generally stay in one apartment in an apartment community where we minister. Larger groups generally stay in one of our community centers or in a local traditional church that partners with Mission Arlington. Because group sizes have a tendency to fluctuate so much at the last minute, we do not make final assignments of who will stay where until the week before your arrival.
- **How much does it cost?** We do not charge anything to stay in any of our accommodations. There are costs involved for items such as utilities, rent, maintenance, etc. Voluntary donations are very welcome, but not necessary. We believe God always provides.
- **What do I need to bring?** It is a good idea to plan as if you were coming into a completely empty facility. Often our supplies get accidentally packed up by groups when they are leaving and they don't realize it is not a part of what they brought. So, to be on the safe side it is wise to bring or buy here everything you might need: toiletries, kitchen supplies, air mattresses, and more.



Volunteers preparing accommodations for an incoming group.

Here are some other tips to prepare for a successful experience in our accommodations:

- **Be flexible and unpack only what you need each day:** Mission Arlington/Mission Metroplex is a very busy place. All of our facilities are constantly being used to reach people for the Lord. When you check in for your trip, you will be given a schedule of any activities that might be happening in the location where you are staying. In other words, while your group is out leading Rainbow Express there may be activities happening in the rooms where you are staying.
- **View your accommodations location as another ministry opportunity:** Every place where you will be staying, whether in an apartment or at one of our gyms, is surrounded by other apartments or neighborhoods where the people might know nothing of church except what they see in you. When you park your church van and climb out, the people around you know that you represent Mission Arlington, and much more importantly, our Savior. They may come over to ask you questions. The neighborhood children might want to play tag. Represent Christ in all that you do while you are there, from your behavior in the parking lot, to noise level inside, to how clean you keep the place. Let people see Him in you, and you will find that your “mission trip day” will not end when you return to your home away from home in the evenings.

- Be realistic. That means be prepared for all the adventure that comes from people sharing small spaces.
- Plan on minimizing what you bring. Twin sized (as opposed to queen sized) air mattresses will take up less space.
- Expect a small, apartment sized kitchen when you are planning your meals.
- You will only have one shower for every ten to fifteen people on your group. Be as efficient as possible and leave yourself plenty of time to get everything done.

Packing Lists

Here are some items you will need for your trip. We want to minimize costs as much as possible. If there are some items you are not able to bring, check with us (our contact info is on page 2). We might be able to loan you some of the items you need.

If you are bringing a trailer for luggage, be sure to bring a hitch lock with you. We will have a place you can park your trailer during the week so you don't have to pull it around the city but you will want a hitch lock for added security.

For Rainbow Express, bring with you:

- Some of the memory verse activities require simple supplies like balloons or popsicle sticks.
- Tarp (at least 10' by 10'): excellent to use for the children to sit on during Rainbow Express
- Posterboard: use it for memory verse posters, puzzles, etc.
- Puppets: Mission Arlington has some to loan if you don't have access to puppets
- Some kind of staging for the puppets. If you don't have a puppet stage the two easiest/cheapest options are 1) hang an extra tarp or blanket across a broom handle or PVC pipe and have 2 volunteers hold it up or 2) many appliance stores will give away free large cardboard boxes you can use as an impromptu stage (see the illustration.)
- Any music you might need for your puppet time at Rainbow Express. (See details on page 44)
- Water cooler and drinking cups.
- Snacks. Mission Arlington will have some things available, but it helps if your church can also bring cookies, candy, chips, crackers, etc.
- Craft supplies: Mission Arlington will provide some glue, scissors, crayons, etc. You may find it helps your group run smoother if you have some extras.
- Games equipment: cones, hula hoops, etc. will be very useful during your game time. *Note: Please do NOT bring balls or frisbees unless they are of the soft, "Nerf" foam variety.*



If you are staying in our accommodations:

(Prepare as if you were coming to a completely empty facility)

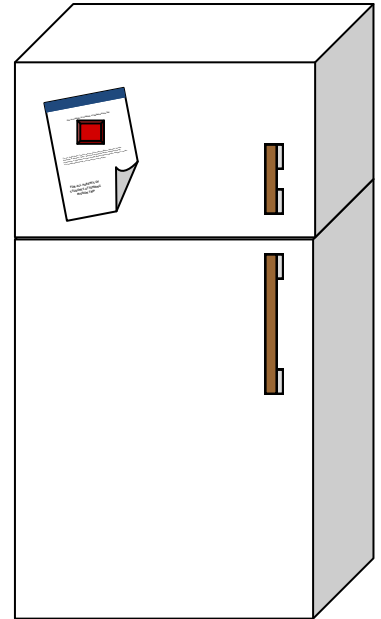
- Materials for meals: remember that you are responsible for all your own food. Most groups do sack lunches or fast food for lunch. Breakfasts and dinners are up to you. If you plan to cook remember that you are only guaranteed access to a normal, residential apartment-sized kitchen and make sure to bring any pots or pans you might need.
- Paper products: paper towels, plates, cups, plasticware, etc.
- Cleaning supplies
- Each person will need their own sleeping bag, pillow, and air mattress. (Encourage everybody to bring twin-sized air mattresses. You probably won't have room for large air mattresses in the apartment.)

The Refrigerator Sheet

FOR ALL PARENTS OF STUDENTS ATTENDING SUMMER MISSION TRIP

For our Summer Mission Trip this year we will be going to Mission Arlington / Mission Metroplex in Arlington, Texas. We will be serving with Mission Arlington through participating in apartment churches, leading Rainbow Express (Mission Arlington's version of a Vacation Bible School), and a variety of work projects.

- **Mailing Address:** 210 W. South Street, Arlington, TX, 76010.
(Note—you are welcome to send students mail while they are at Mission Arlington. On the outside envelope indicate the name of the student and the name of the church or school with whom they are on Mission Trip. Please allow time for mail delivery and for the Mission Arlington staff to sort it and deliver it to our group. You will want to have mailed things by Monday for your students to receive them during their trip here. Any unclaimed mail at the end of the week will be returned to sender.)
- **Website:** www.missionarlington.org
- **Phone:** 817-277-6620
- **Fax:** 817-277-3388
- **E-mail:** mission@missionarlington.org



Preparing for Rainbow Express

For “Everyone who calls on the name of the LORD will be saved.” But how can they call on him to save them unless they believe in him? And how can they believe in him if they have never heard about him? And how can they hear about him unless someone tells them?

Romans 10:13-14



Rainbow Express is Mission Arlington’s version of a backyard Bible Club.

Your group will be leading one or more Rainbow Express program during the week you are here.

The following pages will help you prepare your team.

• Step one: How many teams will we be?

- Rainbow Express is held in the apartment communities where Mission Arlington is holding, planting, or hoping to plant a church. The average daily attendance at any given Rainbow Express is 20-30 elementary aged children and a few youth. A team from your group of 8-10 college students, 10-15 high school students plus their sponsors and 12-18 junior high students plus their sponsors is ideal for leading one Rainbow Express. Thus, a group bringing 15 people will be one team, a group with 20 is probably two teams, and a group of 45 could be anywhere from three to five teams, depending on the ages. *Note—decide how many teams you will be based on the size of your group, not on your transportation situation. We can make site assignments that will work with any transportation configuration: whether you are carpooling or renting charter buses.*

Don't form your teams much larger than recommended. There's a discipleship reason for this: teams of 10-15 size allow each of your students to have a specific, important role and gently pushes them to "step up to the plate." Forming teams too large leaves room for some students to not have to take ownership and initiative in leading a Rainbow Express. Let God have the opportunity to help your students rise to the occasion and use them in ways they won't expect.

• Step two: Who's on each team?

- Each team will need at least one adult sponsor (not necessary if the team is college students). The 10-18 students will each need one or more of the team member assignments explained on the next page. Use the descriptions and the worksheet provided to make team assignments

• Step three: Start practicing.

- Assign your students their roles, pass out the Rainbow Express materials (later in this packet) and then let them start learning their jobs. We recommend holding at least a couple of practice run-throughs if possible. One good option is let your team use their Rainbow Express material to lead children's Sunday School at your church for a couple of weeks.

• Step four: Gather what you need.

- We try to make the cost for your trip as low as possible. You should not need to spend much (if any) money on Rainbow Express supplies. On page 9 you will find lists of what you need to provide for leading Rainbow Express. We will have everything else.



Each Rainbow Express Team will have the following functions. Assign each student and adult per team to at least one of these jobs. More detailed instructions for each job are in the red section. They are printed one role per page so that you can give each team member copies of the pages they need.

- **Adult team leader/Sponsor:** You will need at least one adult per team. College students can fill this role as well.
- Song leader
- Memory Verse teacher
- Large group leader
- Puppet wrangler
- Games leader
- **Attendance taker:** this person's responsibility is to make sure we have good contact information for *everybody* you make contact with during your mission trip so that Mission Arlington / Mission Metroplex can provide follow-up discipleship after you are gone. If possible, this is a good job for an adult.
- **Youth leader:** this does not refer to the youth minister but to a member of your Rainbow Express team that will be in charge of working with any teenagers that attend your Rainbow Express
- **Small group teams:** much of the Rainbow Express program will take place in small groups. *All* team members will help during the small group time. Assign each team member a partner. That pair will lead a small group together.



There is a blank team roster on the next page. Make one copy for each of your teams and write in who will be fulfilling each responsibility. These sheets should be passed out to each adult sponsor in your group and to Mission Arlington coordinators while you are here. (You will not be able to fill in the Rainbow Express site names until you are at Mission Arlington.)



Rainbow Express Team Roster: Team

Contact Cell Phone Number:

AM Rainbow Express Site:

(to be filled in at Mission Arlington)

PM Rainbow Express Site:

(to be filled in at Mission Arlington)

Adult Sponsor(s):	
Team Leader:	
Large Group Leader:	
Song Leader:	
Memory Verse Teacher:	
Puppet Wrangler:	
Game Leader:	
Attendance Taker:	
Youth Leader:	
Small Group Partner pairs: <i>(This is all students in your group, matched in pairs to lead small groups)</i>	

Remember that one person can have more than one responsibility.

Logistics Questionnaire

After reading through the entire blue section of this packet, please make sure you are able to answer the following questions. The sooner you can provide this information to Mission Arlington, the more successfully we will be able to prepare for your time here. You can turn this information in one of two ways: e-mail it to Matt Hart at matt@missionarlington.org or fax it to us at 817-277-3388. (You will also receive this questionnaire in an e-mail format six weeks to a month before your arrival.) Please answer all questions, even if you have already given us some of this information. It helps us double check our records. We know last-minute changes are common on youth trips. It is no problem for any of this information to change, just let us know as soon as possible.

- 1) Confirm the correct wording of your group name (so we don't accidentally call you First Baptist instead of First Christian the whole week, etc.)
- 2) Who will be our primary contact while you are here?
- 3) Is there anything we can do to help you prepare for Rainbow Express?
- 4) How many students do you expect to bring? How many sponsors?
- 5) Confirm the date and approximate time of your arrival at the Mission? (We are in the office until 8 pm each evening. If extenuating circumstances require you arrive later than that please make sure we know so that we can work with you on a plan to check in, receive your keys, etc.)
- 6) Confirm the date and approximate time you will be leaving from Mission Arlington
- 7) If you are going to be helping us on Sunday mornings please send us a list of names with a "T" by those people who are comfortable teaching a Bible Study and an "H" by those who prefer to help.
- 8) What type of transportation are you bringing (vans, buses, etc.) and how many vehicles?
- 9) How many Rainbow Express teams will you have? How many will be on each team? (Our suggested team size is about 10 to 15 people.)
- 10) What is a cell phone number where we can reach you as you are traveling or when you arrive?
- 11) Are you planning to stay in accommodations arranged by Mission Arlington?
- 12) Is there anything else we need to know about your accommodations situation?
- 13) Many of our accommodations are upstairs in apartments, etc, so please make sure we know if your group requires handicapped access.
- 14) Some of the local churches that are housing groups have kitchenettes (refrigerator and microwave but no stove/oven—meaning only the ability to prepare sandwiches, cereal, etc.) as opposed to full kitchens. We will make sure that every group that will be cooking has access to a full kitchen. If you know your group does *not* need a full kitchen because you are eating out in the evenings, etc. it will help us to know that ahead of time so we can match you with one of those churches.

Every year Mission Arlington/ Mission Metroplex makes mission trip t-shirts available for groups. *This is an optional expense—no one is required to buy shirts.* Shirts are available in sizes from Adult Small to XXX-Large for \$10 each.

We're pretty excited about the shirts this year, because what you spend on shirts will be used to expand a fund that will provide scholarships to teenagers growing up in Mission Arlington's apartment churches. You don't just get a shirt, you get to help the kids you'll be ministering to this week be able to attend college!

There are three ways to order shirts: 1) buy them while you are here. 2) pre-buy with check or credit card and pick them up during your trip and 3) order with check or credit card and have us mail them to you (there will be an extra charge for shipping that will depend on how many shirts you purchase).

If you need more information about shirts, or to place an order, call Matt or Debbie at 817-277-6620 or e-mail matt@missionarlington.org.

T-Shirt Order Form

(you can see what the shirts look like on the next page)

Group: _____
Contact name and phone number: _____
Receipt needed: Yes No

Date of order: _____
Method of payment: _____

Small _____
Medium _____
Large _____
X-Large _____
XX-Large _____
XXX-Large _____
Total: _____
X \$10.00= _____

For those paying with Credit Card:

Card type: _____

Name as it appears on card: _____

Billing address of credit card: _____

Credit Card Number: _____

Expiration date: _____

Total amount to be charged: _____

T-shirt purchases are optional. You may turn this sheet in when you are here or pre-buy by:

- Printing and faxing this form, along with credit card information, to 817-277-3388.
- Printing and mailing this form, along with a check made out to Mission Arlington, to 210 W South St, Arlington, TX, 76010.
- Calling 817-277-6620 with credit card information and sizes.



front



back

A group teaching the memory verse in a Summer 2012 Rainbow Express



Student Preparation Materials

Contains:

- Packing List
- Spiritual Preparation Helps
- Dress Code and Rules

Packing List

Here are some items you will need for your trip:

- 1) Bible: keep it with you all the time. It will be your most important lifeline for the week.
- 2) Sleeping bag or other bedroll
- 3) Air mattress or other cot (nothing bigger than twin size)
- 4) Towels, washcloths, toiletries
- 5) Your Rainbow Express material: your copies of the lessons for small group, plus any materials you need for your specific assignment (memory verse posters for the memory verse teacher, puppet music for the puppet wrangler, etc.)
- 6) Clothing: **see dress code on the next page**. Bring plenty of comfortable clothing and be ready for Texas weather, which means temperatures ranging from 95° to 105° (or above). **Note—if you choose to dress in something that does not fit with our dress code, a Mission Arlington staff member will ask you to change before you begin your day's assignments. This only slows down your group and gives you less time to effectively minister during the day. So, please stick to the dress code.**
- 7) **A daily backpack:** (This optional suggestion is borrowed from some of our groups, and it has worked great for them.) Bring a backpack with any or all of the following items:
 - 8) Extra Bibles to give away
 - 9) Small, basic first aid kit
 - 10) Trash bags for cleaning up while you are at Rainbow Express
 - 11) Water bottle (*very good idea*)
 - 12) Candy or small prizes to give away
 - 13) Extra activities to do with the children and youth at your Rainbow Express that match up with your skills. Whether it's a hacky sack or extra nail polish (pictured to the right) what hobby or talent do you have that you can share with the children you are ministering to on mission trip?



The Rules

DRESS CODE

Mission Arlington's dress code is very basic. We ask all participants to dress modestly, comfortably, and in something where they are ready to work. Casual dress is fine all week long, Sunday included. Here are a few specific requests we make of all groups:

- Shorts are fine all week long. Please no short shorts.
- Footwear is up to you, but because we do so much work and active play outside we recommend tennis shoes over flip-flops.

Please remember that there are certain things you might wear at home working outside in the heat but that may not be the right image for knocking on doors and asking parents to let their children go with you. Because of this, please follow these additional guidelines all week long:

- T-shirts are great to wear, but please no tank tops or any other kinds of sleeveless shirts.
- Baseball caps are fine, but please wear forward at all times. Do not wear bandanas or any other type of head gear. (Winter headgear is okay if it's cold.)



CONDUCT GUIDELINES

- **Be focused on the most important thing:** Mission work is full of surprises. God has a specific plan for you, and for the many lives He will use you to touch. The best preparation for this experience is spiritual. Keep reading your Bible daily, both before you come, and while you are here. Make sure you keep your quiet time with the Lord as a firm commitment. Don't miss your moments with Him.
- **Let's be good stewards together:** All of Mission Arlington's facilities are donated to us. Any money that goes into repairs and maintenance is less money we can use in our assistance programs. So, let's be good stewards of what the Lord has given us. There is no housekeeping staff. So, help clean up spills, take out trash, and generally be clean and neat. (For example, don't use sidewalk chalk at Rainbow Express. It leaves work for apartment staff to wash it off.)
- **Help us present a good image to *everyone*** that may come through your activities or facilities and maintain a good relationship and a positive witness with the neighbors around your activities or facilities.
 - Make sure that your noise level is under control. Do not play loud music, stay up too late at your accommodations, etc. Help us be a good picture of Christ to those around you.
 - Be sensitive to other people's needs. Be courteous and grateful everywhere you go. It is especially *crucial* that you control the noise level where you are staying. We cannot have loud music, parties, outside games, etc. We want *everywhere* to be our mission field, and that includes where you sleep at night.

Telling Your Story

In Acts chapter 4 Peter, when threatened if he ever spoke in the name of Jesus again, responded “we cannot help speaking about what we have seen and heard.” Do you feel that way about your salvation? Are you so thrilled by the fact that God would save a sinner like you that you cannot help but talk about it.

Unfortunately, sometimes we convince our selves it is hard to talk about our faith. When we share our testimony, we are being witnesses, reporting the Good News of the everything-changing difference Christ has made in our lives. Here are some tips to help you share your testimony at Rainbow Express this week.

- **Be Brief**—Remember the age of the children you are working with. They have short attention spans. You want them to understand and remember your point. The longer you talk, the less they may walk away with. Your goal should be not more than five minutes each for two testimonies, six to seven minutes for one, tops.
- **Be Simple**—Your children will not understand the phrase “I used to really struggle with trying to keep the reprobate, carnal impulses of my fleshly nature under control until I accepted the sanctifying work of the Lamb on the cross”. They will understand “When I pray and ask Jesus for help, He helps me do what God wants me to do”. Avoid the temptation to speak *churchese* while you share. Talk like you really talk.
- **Be Animated**—Let your love for Jesus show in your words, face, gestures, and tone of voice. If you share your testimony like you would share a school report on 18th century garbanzo bean farming techniques, the children will not care. If you are excited about what Christ has done in your life, the children will be too.
- **Be Excited**—Sometimes there is a temptation to think that your personal testimony may not be as interesting as somebody else’s. Remember that we never need to compare our relationship with Christ to another. It took just as much of Jesus’ sacrifice to save us as it did any other human being on the planet. Be excited and grateful for what God did in your life, whether it happened as an adult in prison or a five-year-old in Sunday School.
- **Be Prayerful**—Like everything else you do this week, sharing your testimony must be bathed in prayer. Ask God to give you the right words and demeanor. Ask Him to prepare the hearts of the people that will be hearing.



But in your hearts revere Christ as Lord. Always be prepared to give an answer to everyone who asks you to give the reason for the hope that you have. But do this with gentleness and respect . . .

1 Peter 3:15

- **Give God the Glory**—This may sound obvious: but remember to make your testimony about God. Your testimony is not about the bad things you used to do. It’s not about the good things you do now. It is about the change that Jesus brought in your life. It is about His sacrifice and His forgiveness. Make sure people walk away from your testimony impressed by Jesus, not by you.

Prayer Guide

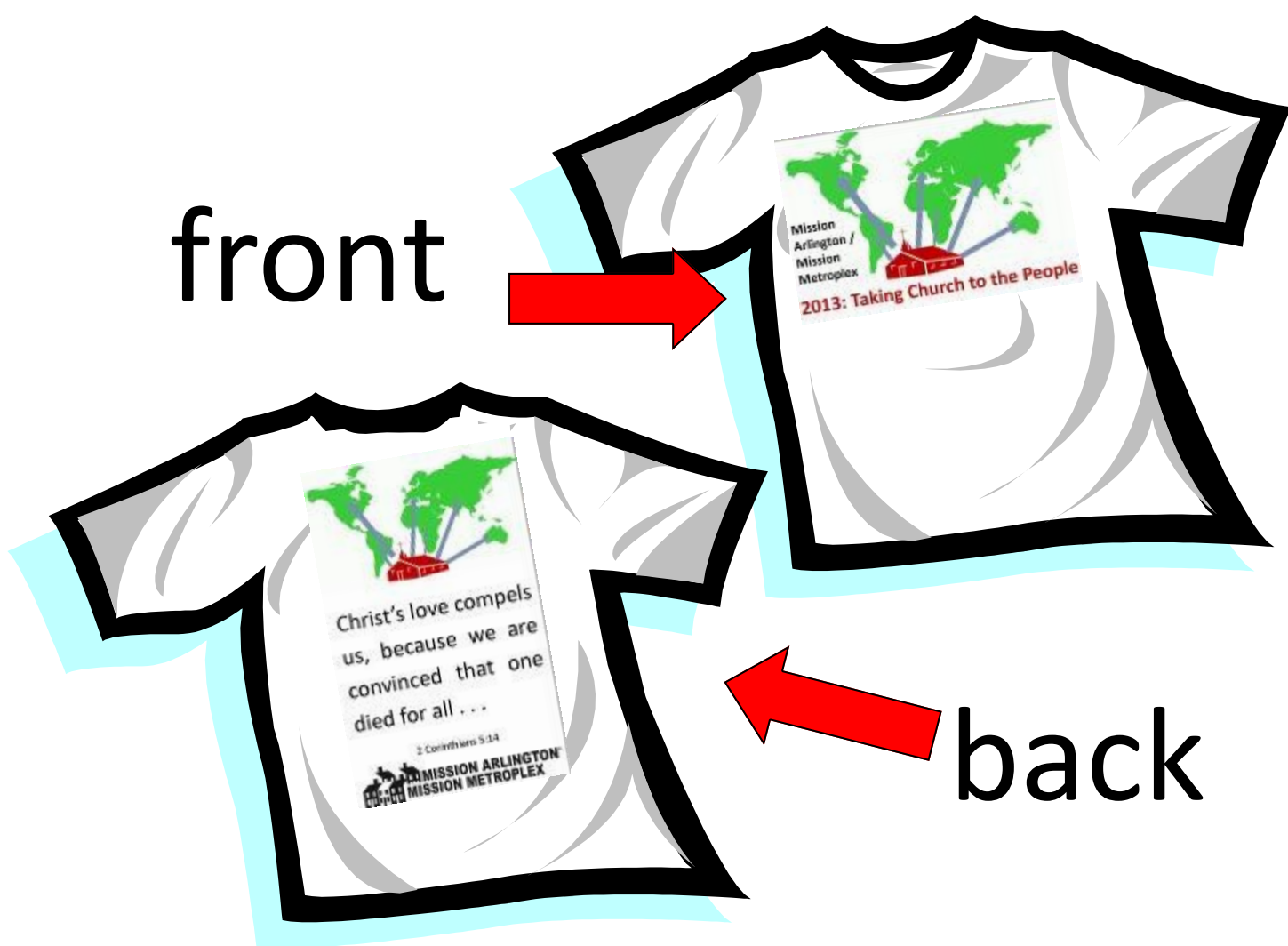
We will be serving with Mission Arlington this summer because we believe that our Father, the Lord of the Harvest, is sending us into His harvest fields. With that in mind, we need to spend time each day as we prepare for this trip asking the Lord to make it exactly what He wants it to be. Here are some thoughts to help you in your prayer times for this mission trip.

- Pray for our team as we prepare to go. Help us to be ready logistically and, most importantly, spiritually. We can't be effective sharing the gospel until we ourselves are above all else in love with the Father.
- Pray for the Mission Arlington missionaries who will be "preparing the soil" before we arrive and following up with discipleship after we leave.
- Pray for each neighborhood where we will be ministering. Pray that God will draw *exactly* the people He wants to hear the message.
- Pray that the gospel will be presented clearly in all that we do.
- Pray that God will draw people to Himself and that they will respond to our message by putting their faith in Him.
- Pray for more year round missionaries for Mission Arlington who will continue to plant churches in these neighborhoods.

Some Scripture to Help You Pray

- As for me, far be it from me that I should sin against the Lord by failing to pray for you. And I will teach you the way that is good and right. 1 Samuel 12:23 ***We don't want to sin by not praying for the people God is sending us to teach.***
- Now to him who is able to do immeasurably more than all we ask or imagine, according to his power that is at work within us, ²¹ to him be glory in the church and in Christ Jesus throughout all generations, for ever and ever! Amen. Ephesians 3:20-21 ***We want this week to be according to God's plan, not ours. His perfect plan will be above and beyond anything we could plan.***
- Declare his glory among the nations, his marvelous works among all the peoples! 1 Chronicles 16:24. ***We go on mission because God is worthy of being shared about. Let's help Arlington see His marvelous works!***

You will have the option to purchase Mission Arlington t-shirts during the trip if you would like. The shirts are \$10 each and available in sizes from adult small to XXX-Large. Proceeds from the shirts will provide college scholarships for students from Mission Arlington's apartment churches.





Large group time on the playground
at a prior year's Rainbow Express

Rainbow Express Preparation Materials

- Outline for each day's Rainbow Express
- Instructions for each team member
- Supplemental materials for each activity: memory verse, games, songs, etc.

Rainbow Express Overview

- ◆ When you arrive at your site, have one adult leader check in with the office of the apartment community each day to let them know you are there. Always offer to help with anything the office staff might need.
- ◆ Begin by gathering the children and teenagers that will be attending. This will involve knocking on all the doors of the apartment community to invite people.. The games leader and attendance taker will wait for the children at the site. All other team members need to **knock on doors**.
- ◆ As the children arrive, begin playing games. **Write down each child's name and apartment number** on the attendance sheet.
- ◆ After finishing the games, begin singing **songs** as you gather the children into a large group to begin. You may want to sing a couple of songs, then do a puppet song, then sing another song, then a puppet song. This will give the puppet team a chance to rest their arms in between songs.
 - ◆ The Song Leader will come to the front of the group to lead songs. One or two others may also want to come to the front to help show motions. Be sure to have several songs ready to sing and that everyone in the group knows the songs.
- ◆ Each day the Large Group Leader will welcome the children and provide an introduction to the day's themes and activities. The more creative and engaging the Large Group Leader acts, the more interested and involved the children will be during the large group.
- ◆ A couple of students share their **testimony**. (There are tips on preparing your testimony on the student preparation packet.)
- ◆ Ask for prayer requests and pray.

It is a crucial part of our witness to the character of God that we honor our commitments to the neighborhoods where we are holding Rainbow Express. That means don't arrive late to Rainbow Express and don't leave early.



- ◆ The Memory Verse leader will lead the children in learning the memory verse during the first **memory verse activity**. (There are suggested memory verse activities for each day in the memory verse teacher instructions portion of this section. Remember that you need to provide whatever materials you need for the memory verse activities.)
- ◆ Divide up into **small groups**, as small as you can depending on the number of children and people in your group. Plan on dividing your small groups based on age and gender (for example: 1) preschool, 2) younger elementary boys, 2) younger elementary girls, 3) older elementary boys, 4) older elementary

girls, and so on. Depending on who actually attends your Rainbow Express site be prepared to flex if need be in the way you divide.)


- ◆ Each small group team will share the day's Bible Story while in their small group. The stories are in the small group teams prep material in this section.
- ◆ Take this time after the story to pray with the children in your small group. Ask them for things they would like to pray about. Tell God how awesome He is. Ask Him to help you and the children in your small group to listen to God and obey Him. Pray that the children in your group will get to know God and feel the love He has for them.
- ◆ Hands on activity: you will have an activity for the children in your small group to do during this time. Days 1, 2, and 4 you will have activity packets with coloring sheets, word searches, mazes, and memory-verse related word games. Day 3 you will make salvation bead bracelets. All of these materials will be provided by Mission Arlington while you are here. There are instructions for the bead bracelets in the small group teams prep packet in this section.
- ◆ While still in small groups, review the week's memory verse. You can do a small group version of the same memory verse activity you used in large group time, or choose from one of the other suggested activities in the memory verse teacher material in the green section. (Remember that you need to provide whatever materials you need for the memory verse activities.)



- ◆ Reassemble for a large group **closing time**. The Large Group Leader will lead a short review time to help wrap up the day's activities.
- ◆ Play **games** until it is time for Rainbow Express to end.
- ◆ Pass out **snacks** to each child. Have the children eat snacks there so you can make sure all trash is cleaned up.
- ◆ It is mandatory that you walk each child home after Rainbow Express.
- ◆ After everything is cleaned up and all children are walked home, come back to Mission Arlington to turn in your reports for the day.

Tips for a Successful Rainbow Express

- ◆ **PRAY!** This is what will make or break your week. Everything you do must be bathed in prayer.
- ◆ When you first get out to the apartment community, most of the team needs to go door to door and round up the children. Some children will come early, so one or two people need to be ready to stay at the site to play games with the children (rather than knock on doors).
- ◆ Parents and older youth will probably stand around the perimeter. Get to know them, talk with them, and invite them to the Bible study at that particular apartment complex. You will receive the information about these Bible Studies when you are here.
- ◆ The opening and closing Large Group Times can be a difficult time to keep the children's attention. The more energy, preparation, and creativity you put in, the more interested and involved the children will become.
- ◆ Be sure you are always with the children. You can make a difference in their lives this week. They want and need your undivided attention.
- ◆ Love all the children. Try to get to know each of them.
- ◆ Remember that you have important jobs to be done. Don't forget your responsibilities.
- ◆ If you are not leading the singing or telling the story, sit among the children.
- ◆ Have fun! If you are having fun, the children will have fun. Likewise, if your attitude isn't the best, they will imitate your attitude.
- ◆ Everyone needs to make sure that every child and his/her apartment number are on the attendance list.
- ◆ Everyone work together and help each other.
- ◆ **PRAY!** Remember to **pray without ceasing** the whole week.




Adult Team Leader / Sponsor

- ◆ Be the prayer leader for your group. **Pray** for your team, the people you will encounter in Arlington, and for the Mission Arlington workers that are preparing the way and will be doing follow up.
- ◆ **Communicate with Mission Arlington** staff with any questions or problems during Rainbow Express: if you get lost, if you're not sure where to set up, if you need extra supplies, etc. Your primary Mission Arlington contact during the trip will be Matt Hart, cell phone number 817-929-2749.
- ◆ Make sure your team is getting **good contact info for everybody that attends** so that Mission Arlington missionaries can follow up.
- ◆ Make sure that **each day during the trip your report is turned in to Mission Arlington** at the end of the day (this will involve the day's Rainbow Express attendance and information on any special follow-up needs you encounter.)
- ◆ Each night during your trip: oversee the preparation of all other team members for tomorrow's Rainbow Express. Ensure that any advance preparation needed for crafts, memory verse activities, or closing activities has been done.
- ◆ Be very familiar with the lessons and activities for each day. **Make sure EVERY child gets walked home** at the end of EVERY Rainbow Express.
- ◆ The first day of Rainbow Express, be sure to **connect with the apartment manager** and any other office personnel in the neighborhood where you are leading Rainbow Express.

don't be *that* group

Mission Arlington will give you directions and instructions for every neighborhood where we send you. Please compare your GPS to these instructions. If they disagree, check with us before you go. Last year we had two groups miss the entire first day of Rainbow Express because they trusted their GPS and ended up *miles* from where the kids were waiting for them.



Small Group Teams

- ◆ You will be telling the stories to your small group. Pray that God will prepare the hearts of the kids you will be sharing with to hear His message.
- ◆ All the Bible stories this week are intended to help the children see that they can trust God's way for life and salvation.
- ◆ Before you come, read all of the stories in the Bible and as they are retold for children in the following pages. Know each story well. As you tell the story have your Bible open to the story. **Never read to the kids word for word from the packet!**
- ◆ Help your children or youth to understand that the story they are learning comes from the Bible. Be very familiar with the scripture and then use the retelling as a guide to communicate the themes to the children you are working with.
- ◆ Be excited about the story you are teaching. Have fun as you share the love of Christ. The kids need to know that you believe what you are saying and really want them to understand. Make eye contact with the kids and give them 100% of your attention and energy.
- ◆ Take the time to get to know the children in your small group. They need to know you care about them.
- ◆ Watch the kids as you teach. If you are losing their attention, try to involve them more. Make sure the kids hear the message.
- ◆ Hands on activity: you will have something tactile for the children in your small group to do during this time. Days 1, 2, and 4 you will have activity packets with coloring sheets, word searches, mazes, and memory-verse related word games. Day 3 you will make salvation bead bracelets. All of these materials will be provided by Mission Arlington while you are here. There are instructions for the bead bracelets on the last page of the small group teams prep section.
- ◆ Review the story at the end by asking questions.
- ◆ Always have your Bible with you while you are leading your small group. Help the children understand that the stories you are teaching this week are true stories from the Bible that help us know how to follow Jesus.



Small Group Teams continued (daily Bible stories)

Day One Story: from Matthew 18:23-24

Once there was a king who had many servants. He was a kind and good king who took good care of his servants. Many of the servants would come to the king when they needed help with something. The king would loan the servants money so that they could buy what they needed. Later the servants would pay back the money they had borrowed. The king always wrote himself a note when a servant borrowed money, so that he would know how much the servant was supposed to pay him back.

One day, the king decided to look through his old notes to see who still owed him money. As the king was reading his notes, he found the name of one servant who owed him a great deal of money. In fact, the king had loaned the servant millions of dollars over the years, and the servant had never paid any of it back.

The king ordered his guards to bring the servant to see him. The king told the man that it was time to pay back what he owed. He asked the servant to give him back the millions of dollars he had borrowed.

The servant could not pay the king back. He had wasted all the king's money. He could not even pay back a little bit. The king was not very happy that the servant had borrowed so much money and could not pay any of it back.

"Sell everything this man owns," the king ordered. "Sell his house and his clothes. Sell his all his dishes and his furniture. Give all the money to me to pay back this servant's debt. That will not be enough money to pay back everything the man owes, so make the man's family work as slaves. Give all the money they earn to me. That will *still* not be enough to pay me back, so throw this man in jail. Make him work in my prisons. Do not let him out until he has paid back every penny that he owes me."

The servant became very upset. He was sad and afraid about what the king said. The servant did not want to lose all his things. He did not want to have to send his family to work as slaves. He did not want to go to prison. The servant fell down on his knees and started to cry in front of the king.

"Please don't sell all my things and send me to prison. I am begging you for another chance," the servant cried. "Just give me more time and I will pay back every penny that I owe you."

The king felt sorry for the servant. He reached down and helped the servant to his feet. "I am forgiving your debt," the king said. "You do not have to pay me back what you owe me." The king let the servant go.

The servant was very happy that he did not have to pay back what he owed the king. He hurried outside and away from the palace. Outside, the servant was running so fast that he bumped into one of his friends. The servant remembered that his friend owed him a little bit of money.

"You owe me a few dollars. It is time to pay me back," the servant ordered his friend.

"I don't have the money with me," the friend said. "But I can pay you back later."

The servant grabbed his friend around the neck and began to yell at him. "Pay me back what you owe me," he shouted over and over.

The friend fell down on his knees and begged. "Please, give me time. Just be patient and I will pay you back."

The servant called out to a nearby police officer. He had the officer arrest the friend who would not pay back his money. The servant threw his friend into prison until he could pay back all of the money.

Some of the king's other servants saw what happened. They were very upset at the way the servant acted. They hurried to tell the king. The king was furious. He ordered his guards to bring the servant back to him.

"You are a wicked servant," the king told him. "I forgave the huge debt that you owed me. Should you have been kind enough to forgive the small debt your friend owed you?" The king ordered the servant's friend to be released from prison. He ordered the servant to go to jail. "Don't release that servant until he has paid me back every single cent that he owes me," the king ordered the jailers.

Small Group Teams continued (daily Bible stories)

The king forgave the servant's friend for the small amount of money that he owed, and the friend lived happily ever after.

Jesus teaches us that forgiving is very important to God. God loves us so much that He wants to forgive us for all the bad things that we think, say, or do. That is why Jesus came. Even though He was God's son, He died on the cross to take the punishment that we deserve. Jesus loves us so much that He gave up His own life so that we can be forgiven. Then on the third day He came back to life. He invites all of us to follow Him. He can help us to know how much His Father God loves us and how to love God back. He can help us to have love for other people too, so that we can forgive them. Jesus will help us to live like God wants us to live.

Day Two Story: Matthew 25:1-13

Once there was a man who was going to get married. (The man getting married in the wedding is called the groom.) The groom called together ten of his friends the day of the wedding.

"I am going to leave for a while," the man said. "I am going to go get some things ready for my new wife. I do not know what time I will be back. Wait for me here. As soon as I have everything ready, I will come back. The wedding will start as soon as I return. Make sure that you are ready for the wedding as soon I am back."

The man left his friends and went away to get ready for his bride. The friends were excited about the wedding party. They did not know what time the groom would be back, so they decided they had better make sure they were ready in case he came during the night.

This wedding happened a long time ago, so there were no flash lights or batteries. Instead if you wanted to see during the night, you had to use a lamp. A lamp was like metal bottle with a string in one end like a candle. The bottle was filled with lamp oil which would burn very brightly to give light to see.

All ten friends hurried home to get their lamps so they would be ready if the groom came back during the night. Five of the groom's friends only brought back their lamps. The other five friends wanted to be very sure they would be ready for the wedding. When they got their lamps, they also got extra oil. They knew that in the groom returned *very* late all the oil in their lamps would be burned up. With extra oil, they would be able to refill their lamps if they needed to.

The ten friends met back at the place that the groom told them to wait. All morning long they waited. All afternoon they waited. All evening they waited. Soon the sun went down and it became dark outside. Still the friends waited for the groom. The moon came up and the stars came out, and the friends still waited. They became very sleepy. One at a time, the friends fell asleep.

About midnight they heard loud, happy noises. People were singing, shouting, and laughing. In the distance they could see lights approaching. The groom was returning, ready to begin the wedding. All ten friends looked at their lamps. All the oil had burned up during the night, and the lamps were now dark. The five friends with extra oil happily refilled their lamps. They lit them again and were ready for the wedding party. The other five friends began to panic. They did not have any oil. How could they attend the wedding without a lamp?

"Give us some of your oil so that we can refill our lamps," they begged their friends.

"We don't have any more," the friends said. "It took all our oil to refill our own lamps. You should have brought some extra oil so that you would be ready. Now hurry and try to find a store still open that can sell you some oil.

The five friends without oil ran away as fast as they could in the dark, trying to find more oil for their lamps. They could not move very quickly in the dark, and the shops were all closed. They spent a very long

Small Group Teams continued (daily Bible stories)

time looking for oil. Finally, much later, they found some extra oil for their lamps. They refilled their lamps and hurried back to where they had been waiting. When they finally got back, everybody else was gone.

The five friends who had not been ready ran as fast as they could to find the groom and the rest of their friends. Soon, they found the house where the wedding party was taking place. The house was full of music and feasting. They could hear the party going on inside, but the door was closed and locked. The five friends banged on the door as loud and long as they could, hoping that somebody would hear them and let them in. Finally a man answered the door. "Please open the door for us," they begged. "We're here for the wedding."

"I don't know who you are," the man said. "You'll have to wait outside." He closed the door and went back to celebrating with the others.

The five friends without oil never made it into the wedding party, because they had not been ready for the groom's return. The five friends with oil were ready when the groom came back. He was glad to see that they had waited and prepared like he asked. The friends went with him. All night long, everybody celebrated at the great wedding party. And the five friends who had been ready lived happily ever after.

Jesus told this story to help us understand what it really means to follow Him. In the story, some of the groom's friends were *good* friends. They worked hard to be ready for his coming. Some of his friends did not do a good job being his friend. They didn't really do what he asked them to do. They were not ready when he came.

Jesus wants us to always follow Him. He will help us know how we can *always* live in a way that makes God happy, not just at Bible Study or on Sundays. We don't have to be like the friends in the story that were only ready some of the time.

Jesus loves us so much that He wants us to be with Him, just like the groom in the story wanted his friends to be at his wedding. That is why He came to Earth. Jesus taught us how to follow Him. Then, Jesus let Himself be killed on the cross so that He could take the punishment for our sins. On the third day after He died, He came back to life. Now anybody can decide to follow Jesus.

Day Three Story: Matthew 13:44, John 19:16-42, 20:1-20

Once there was a man making the long walk home after a hard day of work. As he walked, he crossed a huge field. The field was as long and as wide as his eyes could see and took a long time to cross.

The man was very tired, so he looked down at his feet as he walked. Suddenly, his eyes saw something sparking in the dirt. The man bent down and brushed away the soil. Soon he had uncovered a shiny gold coin. He kept digging with his hands and had soon discovered a great treasure buried in the field.

The man was very happy. With this great treasure he would be able to buy everything that he ever needed. But he knew he could not just take the treasure. It belonged to whoever owned the field. Quickly, the man buried the treasure again and looked around to memorize where he could find it again. The man hurried home and went to bed.

The next morning, the man went into town to find out how he could buy the field. He soon found out that the field was for sale, but that it cost far more money than he had.

The man hurried back home. He gathered together everything that he owned: all of his clothes, his



Small Group Teams continued (daily Bible stories)

dishes, and his furniture. He took everything he owned into town.

The man offered everything that he owned for sale. Soon, he was selling every shirt, every sandal, every plate, and every bowl. He sold all his food and all his silverware. He sold his chairs to sit on and his bed to sleep in. He sold his blankets and his towels. Next he sold his house and his yard. Quickly, he sold everything he had ever owned except the clothes on his body.

The other people in town thought the man was crazy. He got rid of everything he had. He had no place to sleep or live. They did not understand what would make the man sell everything.

When the man had sold everything that he owned, from the last piece of bread in the kitchen to the last piece of string in the bedroom, he gathered up all the money in a bag. He went to the owner of the field and handed him the bag of money. The man had bought the field, in exchange for everything that he had.

The man was so excited he began to laugh and sing as he ran off to his new field. All the people in town watched him go. They did not understand why he was so happy that he had given up everything that he had in exchange for a big field of grass and dirt.

The man hurried to the spot where he knew the treasure was hidden. He dug quickly into the dirt and began to pull out his great treasure.

Soon, he was the richest man in the whole town. He bought a bigger house than he had lived in before. He bought nicer clothes than he used to wear. He bought better food than he had ever tasted.

Now the people in the town could understand why the man did what he did. He sold everything he had, but he got something much better in return.

The man in the story found something that he wanted very badly. It was so important to him that he gave up everything else he had just to get it. Even though it cost him everything, in the end he got something he wanted even more.

That is exactly what God did for us. God loves us so much that He wants us to be in Heaven with Him. The bad things that we do, think, or say get in the way. The Bible calls those bad things *sins*. God knows that we sin, and He loves us anyway. Sadly though, our sin creates us a big problem by pushing us away from God. God is perfect, and Heaven where He lives is also perfect. Our sin cannot go into such a perfect place.

Since God loves us so much, He decided to make a way to get rid of our sin. That is why God's son, Jesus came to Earth. Jesus never sinned. He lived a perfect life, helping people know how to follow His Father, God. Jesus was killed on a cross. It was a terrible, painful way to die. As God's son, Jesus had all the power in the world. He could have stopped the people that killed Him. He could have decided not to die on the cross. But Jesus loves us so much that He chose to go to the cross. Jesus gave up everything to make a way to take away our sins.

Just like the man in the story He told, Jesus found something so important to Him that He gave up everything for it. We are what Jesus loved so much and wanted so much. He left Heaven and then gave up His life so that our sins can be taken away and we can go to Heaven to be with Him.

The third day after Jesus died, He came back to life. Now He invites all of us to follow Him. Any person in the world can ask Jesus to come into their lives. When we do, Jesus will take away our sins. He will be a part of our lives and help us to live the rest of our lives following Him.

Just like the man in today's story who wanted a treasure, Jesus thinks that we are the greatest treasure in the world. We would love to help you know how you can ask Jesus to be a part of your life.

Day Four Story: Matthew 18:23-24

Once there was a very rich man who had to take a long journey. The rich man did not know how

Small Group Teams continued (daily Bible stories)

long he was going to be away. He wanted to be sure that somebody would take care of his business while he was gone.

The rich man called three of his servants to come see him. “I am going away for a long time,” the rich man told them. “I am not sure when I will return. I don’t want my business to just sit here while I am gone. I am going to give each of you some money. While I am gone, take care of this money very well. Work hard with it, and use it to make more money for my business. When I return, I want to find that you have earned more money with what I gave you.”

The three servants agreed to the rich man’s plan. They promised that they would work hard with his money to make even more money. The rich man gave each of them a different amount of money, depending on how well he thought they might be able to do.

The rich man gave the first servant five thousand dollars. “Work hard with this money,” the rich man told him. The first servant agreed.

To the second servant, the rich man gave two thousand dollars. “Use this money well,” the rich man told him. The second servant promised that he would.

The rich man gave the third servant one thousand dollars. “Make more money with this money I have given you,” the rich man told him. Then the rich man went away.

The first two servants went right to work with their money. They used it to buy things and then sell them for more money. They were very careful with everything that they bought and sold. They hired more workers and taught them to buy and sell too. The servants worked hard and long, because they wanted to keep their promise to their master, the rich man. The servant with five thousand dollars earned

five thousand more dollars. He had ten thousand dollars ready for when his master returned. The second servant started with two thousand dollars. He made two thousand more dollars, so that he had four thousand dollars for his master.

The third worker was very different. He did not use his money to buy or sell anything. He did not hire anybody. He did not work hard or long. In fact, he did not work at all. The third worker took his thousand dollars to his home. He dug a deep hole in his back yard and threw the thousand dollars into the hole. Then he threw dirt on top of it to bury the money far underground.

After a long time, the rich man came back. He sent a message to his servants to come and see him. The first two servants happily got all their

money together and hurried to the master’s house. The third servant hurriedly dug up the thousand dollars buried in his backyard and went to see the rich man.

The first servant showed the rich man what he had done. “Master, with the five thousand dollars you have me I have worked hard and gained five thousand more. Here are ten thousand dollars.” The servant gladly handed his master the money he had earned.

“Very well done,” his master told him excitedly. “You have done well with the small job I gave you, so I will give you a big job. You will receive a part of everything I have. Come and share with my happiness.” The rich man gave the first servant a big hug and a promotion.

Next came the second servant. “Sir, I took the two thousand dollars you gave me and earned two thousand more.” He gave his master the four thousand dollars.



Small Group Teams continued (daily Bible stories)

“Well done,” the master told his second servant. “Since you have proved you can be trusted with little, I will now trust you with much. You will receive a part of everything that I have. Come and share with my happiness.” The master happily promoted the second servant too.

The third servant came nervously forward, his muddy one thousand dollars in his hands. “Sir, I knew that you are a very tough boss. I was afraid I might not do well with the money you gave me. So I took it and hid it in my back yard. Here is your thousand dollars back.” The servant held out the money, which was dripping with dirt.

The master became very angry. “You are a terrible, lazy worker,” he said. “You did not earn any more money like these first two servants. You did not even *try* to work hard. You didn’t even put my money in the bank.”

The rich man turned to the first two servants. “Take his thousand dollars and give it to the man who earned ten thousand. Fire this worthless worker and throw him outside.”

The third servant’s money and job were taken away from him. He was thrown outside, where he never worked again. The first two servants were given wonderful new jobs for their master. They always worked well for him.

Jesus told this story to help us understand God’s plan for us. God made each of us special, and gave each of us different abilities, just like the three servants in the story received different amounts of money. He has a special plan for each of our lives, just like the rich man in the story gave each of his servants a special job.

God wants us to use whatever talents we have to follow Him. In Jesus’ story, the rich man was very proud of both of the first two workers. Even though they did different things and made different amounts of money, they both worked hard to do what their boss wanted them to do. God feels the same way about us. We won’t all do the same things with our lives, but if we follow His direction, He will be happy with us.

We know that God has a special plan for all of us. He cares about us and wants us to use our talents to follow that plan. God showed us how much He loves us by sending His son Jesus to die on the cross. Jesus die to take the punishment for all our mistakes. Now we can have Jesus in our lives and choose to follow Him. If you would like to ask Jesus to come into your life, just ask us. We would love to help you know how.

Small Group Teams continued (Day 3 Salvation Bead Instructions)

On Day 3 you will make salvation bead bracelets during your small group time. This page is given for small group leaders to use as a guide to help them when explaining the meanings of the colors. The next page is intended as optional extras you can send home with your Rainbow Express students to help them remember the meaning of the bracelet. You will have black and white copies of these pages provided while you are at Mission Arlington. If you would like color copies to hand out your group will need to supply them.

*Note-When explaining the meanings of the colors refer to the bead and the sin it represents as **dark** rather than **black**.*

DARK- This reminds us of sin. Sin is anything we do that is not what God wants us to do. The Bible says that everyone has sinned.

OSCURO- *Este representa el pecado. El pecado es cualquier cosa que hacemos que no complace a Dios. La Biblia nos dice que todos hemos pecado.*

RED- This reminds us of Jesus' blood. Jesus was God's Son and He died on the cross to pay the punishment for our sins.

ROJO- *Este representa la sangre de Jesús. Jesús es el Hijo de Dios y El murió en la cruz para pagar por las consecuencias de nuestros pecados.*

WHITE- This reminds us of our new lives. The Bible says that after we have accepted Jesus, we are brand new. He cleans out the sin that was in us. Jesus is in our lives! He will never leave!

BLANCO- *Este representa nueva vida. La Biblia dice que al aceptar a Jesús como nuestro Salvador, somos hechos nuevos. El limpia el pecado que estaba dentro de nosotros. ¡Esto es porque Jesús esta en nuestras vidas!*

GREEN- This reminds us that we are to grow as a Christian. In order to grow in our relationship with God, we need to pray, read the Bible, and hang out with other Christians by coming to Bible Study.

VERDE- *Este representa crecimiento como Cristiano. Para crecer necesitamos tener una relación con Dios. Esto es posible orando, leyendo la Biblia, y teniendo convivió con otros Cristianos por venir al Estudio Bíblico.*

YELLOW- This reminds us of Heaven! The Bible says that every person who has trusted Jesus to be his or her Savior will spend forever in Heaven with Him.

AMARILLO- *Este representa el cielo. La Biblia nos dice que cada persona que ha puesto su fe en Jesús como Salvador estará por toda la eternidad en el cielo a lado de El.*

**dark /
oscuro**

I do bad things that make God sad. *Yo hago cosas malas que no le gustan a Dios.*

Everyone has sinned. No one measures up to God's glory. Romans 3:23

Pues todos han pecado y están privados de la gloria de Dios. Romanos 3:23

**red /
rojo**

Jesus loves me, so He died on the cross to help me. *Jesús se murió en la cruz por mí porque me ama.*

But here is how God has shown his love for us. While we were still sinners, Christ died for us. Romans 5:8

Pero Dios demuestra su amor por nosotros en esto: en que cuando todavía éramos pecadores, Cristo murió por nosotros. Romanos 5:8

**white /
blanco**

Jesus can take away all the bad things I do. *Jesús puede quitar todas las cosas malas que hago.*

Anyone who believes in Christ is a new creation. The old is gone! The new has come! 2 Corinthians 5:17

Por lo tanto, si alguno está en Cristo, es una nueva creación. ¡Lo viejo ha pasado, ha llegado ya lo nuevo! 2 Corintios 5:17

**green /
verde**

I can follow Jesus and learn to be more like Him. *Yo puedo seguir a Jesús y aprender ser mas como El.*

You are the children that God dearly loves. So be just like Him. Ephesians 5:1

Por tanto, imiten a Dios, como hijos muy amados. Efesios 5:1

**yellow /
amarillo**

One day I will be with God in Heaven. *Un día estaré en El Cielo con Dios.*

[Jesus said] "In my Father's house are many rooms. . . I am going there to prepare a place for you. And if I go and prepare a place for you, I will come back and take you to be with me that you also may be where I am." John 14:2-3

En el hogar de mi Padre hay muchas viviendas . . . Voy a prepararles un lugar. Y si me voy y se lo preparo, vendré para llevármelos conmigo. Así ustedes estarán donde yo esté. Juan 14:2-3

Songs Leader

- ◆ You will be leading songs with your Rainbow Express group. Pray that God will help the kids to learn the songs so they can carry the message of Christ's love with them.
- ◆ The following pages contain some suggested "Sunday School songs" to get you thinking about songs to use.
- ◆ You are not limited to doing only the songs in the list. Feel free to do any other children's songs that your group knows. If you see songs you don't know in the packet, you can find lots of them on youtube.
- ◆ Have songs chosen ahead of time that you will sing each day. You can take requests, but have a list of songs ready.
- ◆ Sing "stand up" songs with lots of motions first, then sing "sit down" songs to prepare the children for the puppet show or Bible story.
- ◆ Be sure all of the team members know the songs you are going to sing. All team members should sing with enthusiasm.



1. Bubbling

It's bubbling, it's bubbling,
it's bubbling in my soul
There's singing and laughter
since Jesus made me whole
Folks don't understand it,
I cannot keep it quiet!!
It's bubbling, bubbling, bubbling,
bubbling, bubbling day and night

2. Come and Go with Me

Come and go with me to my Father's
house
Come and go with me to my Father's
house
It's a big, big house with lots and lots
of room
A big, big table with lots and lots of
food
A big, big yard where we can play
football
A big, big house, it's my Father's house

3. Deep and Wide

Deep and wide, deep and wide
There's a fountain flowin' deep and
wide
Deep and wide, deep and wide
There's a fountain flowin' deep and
wide

4. Do You Love my Jesus

Deep, deep Ohhh deep down down
Deep down in my heart, I love you
Jesus
Deep, deep Ohhh deep down down
Deep down in my heart
Do you love my Jesus deep down in
your heart?
Yes I love my Jesus deep down in my
heart!

5. Father Abraham

Father Abraham had many sons
Many sons had Father Abraham
I am one of them, and so are you
So let's just praise the Lord - Right
Arm!

...Left arm, right foot, left foot, nod
your head, turn around, sit down!

6. God Is So Good

God is so good, God is so good,
God is so good, He's so good to me
He answers prayer...
I love Him so....

7. Give Me Oil in my Lamp

Give me oil in my lamp,
Keep me burning, burning, burning
Give me oil in my lamp, I pray
Give me oil in my lamp,
Keep me burning, burning, burning
Keep me burning til the break of day
Sing Hosanna, sing Hosanna,
Sing Hosanna to the King of Kings
Sing Hosanna, sing Hosanna,
Sing Hosanna to the King

Give me gas in my Ford,
Keep me truckin' for the Lord....
Give me wax on my board,
Keep me surfin' for the Lord....
Give me umption in my gumption,
Make me function, function,
function....

8. The B-I-B-L-E

The B-I-B-L-E, yes that's the book for
me
I stand alone on the Word of God
The B-I-B-L-E

9. He's a Peach of a Savior

He's a peach of a Savior
He's the apple of my eye
He prunes away the branches
when my branches get too high
He stomps my grapes of wrath
when my life gets too tough
That's why I'm bananas for the Lord
He's the vine and we're the branches
He's the vine and we're the branches
He's the vine and we're the branches
That's why I'm bananas for the Lord

10. I'm All Wrapped Up

I'm all wrapped up, I'm all tied up,
I'm all tangled up in Jesus
I'm all wrapped up, I'm all tied up,
I'm all tangled up in God
I'm all wrapped up, I'm all tied up,
I'm all tangled up in Jesus
I'm all wrapped up, tied up, tangled up
in God

11. I'm Gonna Sing, Sing, Sing

I'm gonna sing, sing, sing
I'm gonna shout, shout, shout
I'm gonna sing, I'm gonna shout,
Praise the Lord
When those gates are opened wide
I'm gonna sit by Jesus' side
I'm gonna sing, I'm gonna shout,
Praise the Lord

12. I'm in the Lord's Army

I may never march in the infantry,
ride in the cavalry, shoot the artillery
I may never fly o'er the enemy
But I'm in the Lord's army, Yes sir!
I'm in the Lord's army, Yes sir!
I'm in the Lord's army, Yes sir!
I may never march in the infantry,
ride in the cavalry, shoot the artillery
I may never fly o'er the enemy
But I'm in the Lord's army

13. I've Got a River of Life

I've got a river of life flowing out of me
Makes the lame to walk and the blind
to see
Opens prisoners' doors, sets the
captives free
I've got a river of life flowing out of me
Spring up oh well (gush gush gush
gush)
within my soul
Spring up oh well (splish splash) and
make me whole
Spring up oh well (whoosh) and give to
me
That life abundantly

14. I've Got Joy Down in my Heart

I've got joy down in my heart
Deep deep down in my heart
Spell it J-O-Y Down in my heart
Deep deep down in my heart
Who put it there? Jesus put it there
And nothing can destroy it,
destroy it, destroy it — UGH!
I've got joy down in my heart
Deep deep down in my heart

15. I've Got Peace Like a River

I've got peace like a river, I've got
peace like a river
I've got peace like a river in my soul

I've got peace like a river, I've got
peace like a river
I've got peace like a river in my soul
I've got love like a mountain.....
I've got joy like a fountain.....
I've got peace, love, and joy
like a river mountain fountain.....

16. I Have So Much

I have so much, so much, so much, so
much, so much, so much, so much, so
much, so much, so much,
so much, so much, so much (clap) to
be thankful for. (REPEAT)
I have Jesus to be thankful for.....
I have the Bible to be thankful for.....
I have you to be thankful for.....

17. Little Square Box

If I had a little square box to put Jesus
in,
I'd take Him out and hug His neck
and share Him with a friend
But if I had a little square box
to put the devil in,
I'd take him out and STOMP HIS FACE
and put him back again.

18. I've Got the Joy, Joy, Joy, Joy

I've got the joy, joy, joy, joy down in
my heart
Where? Down in my heart
Where? Down in my heart
I've got the joy, joy, joy, joy down in
my heart
Down in my heart to stay
And I'm so happy, so very happy
I've got the love of Jesus in my heart
Down in my heart
And I'm so happy, so very happy
I've got the love of Jesus in my heart

And if the devil doesn't like it
he can sit on a tack! Ouch!.....
And if the devil doesn't like it
he can swallow a bomb! Boom!.....
And if the devil doesn't like it
he can fall off a cliff! Ahhh!.....
I've got the wonderful love of my
blessed redeemer way down in the
depths of my heart....

19. If You're Happy and You Know It

If you're happy and you know it clap

your hands
If you're happy and you know it clap
your hands
If you're happy and you know it
then your face will surely show it
If you're happy and you know it clap
your hands
If you're happy and you know it
stomp your feet...
If you're happy and you know it say
Amen...
If you're happy and you know it Praise
the Lord...
If you're happy and you know it say
Yee-Haw...

20. Jesus in the Morning

Jesus, Jesus, Jesus in the morning
Jesus at the noon time
Jesus, Jesus, Jesus when the sun goes
down

Love Him....
Serve Him...
Praise Him...
Share Him...
Thank Him...

21. Jesus Is my Rock

Jesus is my Rock, and He rolls my
blues away
Bop shoe Bop Shoe Bop Woo!!
(Repeat 2x)

22. Jesus Loves Me

Jesus loves me this I know,
for the Bible tells me so
Little ones to Him belong
They are weak but He is strong
Chorus:
Singing na na na na na na na na na-
Heh!
Na na na na na na na na- Huh!
Yes, Jesus loves me, Yes, Jesus loves
me,
Yes, Jesus loves me, The Bible tells me
so

Jesus loves me when I'm good
When I do the things I should
Jesus loves me when I'm bad
Though it makes Him very sad
(Chorus)

23. My God Is So Big

My God is so big, so strong and so
mighty
There's nothing my God cannot do
My God is so big, so strong and so
mighty
There's nothing my God cannot do
The mountains are His, the rivers are
His
The stars are His handiwork too
My God is so big, so strong and so
mighty
There's nothing my God cannot do, for
you

24. No One That I Know

No one that I know walks like you,
Talks like you, or looks like you
No one that I know is like you
No one else does what you do

25. Sheep Song

I wanna be a sheep baa baa,
I wanna be a sheep baa baa
Cuz Jesus loves sheep
I wanna be a sheep baa baa
I don't wanna be a goat nope nope
I don't wanna be a goat nope nope
Cuz there ain't no hope for goats
I don't wanna be a goat nope nope

26. Satan Didn't Like It

Satan didn't like it when we
Came outta the wilderness
Came outta the wilderness
Came outta the wilderness
Satan didn't like it when we
Came outta the wilderness
Walkin' with the Lord, Walkin' with
the Lord
Walkin' with the Lord
Satan didn't like it when we
Came outta the wilderness
Walkin' with the Lord
Swimmin' with the Lord...
Dancin' with the Lord...

27. Shake a Friend's Hand

Shake a friend's hand,
Shake the hand next to you
Shake a friend's hand and sing along
Shake a friend's hand,
Shake the hand next to you

Shake a friend's hand and sing,
Sing a ha-la-la-la-la-la-leluah,
Ha-la-la-la-la-leluah (repeat)

Scratch a friend's back, ...
Hug a friend's neck...

28. Swing Low, Sweet Chariot

Swing low, sweet chariot
Comin' fo' to carry me home
Swing low, sweet chariot
Comin' fo' to carry me home

29. On a Day Like This

On a day like this (clap, clap)
On a day like this (clap, clap)
On a day like this (clap) Ohhhhhhhh
I need the Lord to help me
On a day like this (stomp, stomp, clap,
clap)
On a day like this (stomp, stomp, clap,
clap)
On a day like this (stomp, clap)
Ohhhhhhhh
I need the Lord to help me

On a day like this (toot, toot, stomp,
stomp, clap, clap)...
On a day like this (pat, pat, toot, toot,
stomp, stomp, clap, clap)...
On a day like this (bounce, bounce,
pat, pat, toot, toot, stomp, stomp,
clap, clap)

30. The Fruit of the Spirit

The fruit of the Spirit's not a banana
The fruit of the Spirit's not a banana
If you wanna be a banana
You might as well hear it
You can't be a fruit of the Spirit
Cuz the fruit is love, joy, peace and
patience, kindness, goodness,
faithfulness, gentleness and self
control
The fruit of the Spirit's not a coconut...
The fruit of the Spirit's not a lemon...

31. This is the Day

This is the day, this is the day
That the Lord has made, that the Lord
has made
I will rejoice, I will rejoice
And be glad in it, And be glad in it
This is the day that the Lord has made

I will rejoice and be glad in it
This is the day, this is the day
That the Lord has made

32. This Little Light of Mine

This little light of mine, I'm gonna let it
shine
This little light of mine, I'm gonna let it
shine
This little light of mine, I'm gonna let it
shine
Let it shine, let it shine, let it shine
Hide it under a bush, oh no!
I'm gonna let it shine
Hide it
under a
bush, oh
no!
I'm gonna
let it shine
Hide it
under a
bush, oh
no!
I'm gonna
let it shine
Let it shine,
let it shine,
let it shine
Won't let
satan blow
it out,
I'm gonna let it shine

33. Walk, Walk, Walk, Walk in the Light

It's a great day to praise the Lord.
It's a great day to praise the Lord.
It's a great day to praise the Lord.
Walking in the Light of Love.
Walk, walk, walk, walk in the light
(Hey!)
Walk, walk, walk, walk in the light
(Hey!)
Walk, walk, walk, walk in the light
(Hey!)
Walking in the Light of Love.
It's a great day to hug a neck...
It's a great day to say "Amen!"...

34. What a Mighty God We Serve

What a mighty God we serve
What a mighty God we serve
Angels bow before Him
Heaven and earth adore Him.
What a mighty God we serve.

35. Who's the King of the Jungle?

Who's the king of the jungle? ooo ooo
Who's the king of the sea?
wiggie wiggie wiggie
Who's the king of the universe,
and who's the king of me?



I tell you J-E-S-U-S! Yes!
He's the King of me
He's the king of the universe,
the jungle, ooo ooo
and the sea. wiggie wiggie wiggie

36. With Jesus in your Boat

With Jesus in your boat,
you can smile through the storm
Smile through the storm,
smile through the storm
With Jesus in your boat,
you can smile through the storm
When you're sailing home
Sailing, sailing home, sailing, sailing
home
With Jesus in your boat, you can smile
through the storm when you're sailing
home

Memory Verse Teacher

- ◆ Pray that they will learn the verse of the week, so they can carry a piece of the Bible with them always.
- ◆ The children will have two opportunities to hear the memory verse each day: once in the opening time in a large group and once after the story time in a small group. You will be responsible for leading the memory verse activity in the large group.
- ◆ Read through the suggested activities ahead of time. Some require additional planning and/or materials. Make sure you have what you need.
- ◆ Make sure everyone on your team knows the activities you plan to use. Help the other small group leaders decide which memory verse activities they will do each day.
- ◆ Do more than just lead the activities as they are described in the packet. Spend time explaining the meaning of the verse and how it applies to life. Help the children understand what the memory verse means.
- ◆ The following page contains suggested memory verse activities that you can choose from. Remember that you need to provide whatever materials you need for the memory verse activities.
- ◆ The verse of the week is:

English: And now, just as you accepted Christ Jesus as your Lord, you must continue to follow him. Colossians 2:6

Spanish: Por lo tanto, de la manera que recibieron a Cristo Jesús como Señor, ahora deben seguir sus pasos Colosenses 2:6

Memory Verse Teacher (continued)

- **Teams:** Divide the kids into two teams. Let one side say the first part of the verse and let the others complete it. See how loud and soft and fast and slow each side can be. (Remember you can be creative in your team divisions: Boys v. Girls, Sandals v. Tennis Shoes, Eye or Hair Colors, kids wearing shorts v. kids wearing jeans...etc.) Compliment both teams on a job well done.
- **Memory Verse Challenge:** Make signs using construction paper with one or two words of the verse on each. Have several workers or children stand at the front and hold the signs so that everyone can see the words. Lead the children in saying the verse together a few times. Then, one at a time, have the sign holders hide their sign, and say the verse together again. Repeat this until all the signs are hidden and say the verse one more time.
- **Hand Signs:** Assign a hand motion for each word of the verse. Teach the children the hand signs and the words at the same time. Then say the words while the children only do the hand motions. And then do the hand motions while the children say the words.
- **Volley Verse:** Sit or stand in a circle. Take a soft ball or balloon and pass it around in a circle, each person saying one word of the verse as they hold the ball and pass it on. Go fast and slow, repeating the whole verse each time. When the kids feel comfortable saying the verse, volley the ball from person to person across the circle, letting each person say one word as they pass the ball.
- **Verse Pop:** Gather several small strips of paper and write one or two words of the verse on each strip. Put each paper inside a balloon and inflate the balloon. Let the children who are sitting the most quietly pop the balloon handed to them, and say the word they find inside. Have all the children repeat the word and continue until all the balloons are popped. Have a copy of the entire verse ready so that, in the end, the children can see the whole verse on one page. Repeat the verse several times with all the children. (It is a good idea to write numbers on the balloons so you can hand them to the children in the correct order. Also, be aware of smaller children who might be afraid of the popping noise.)
- **Verse Puzzle:** Write the verse on a piece of paper and cut the paper into 6-10 pieces. Let the children put the puzzle together as a team. Make sure everyone gets a chance to help. When it is finished, say the verse altogether. Put the puzzle together again. See how fast the children can finish the puzzle and say the verse.
- **Verse Sticks:** Write phrases of the verse on several craft sticks. Work together to put the sticks in the correct order.
- **Verse Chain:** Gather several small strips of paper and write one or two words of the verse on each strip. Working together in your small group, tape the links together in circles to make a paper chain. When you finish, say the verse all together.



Be sure to make a visual aid to help teach the memory verse.

Puppet Wrangler

Puppets have a power to draw people. Obviously a simple puppet show holds the most charm for young children. You will be amazed, however, how many parents, grandparents, aunts, and uncles will come to watch puppets just because they are curious. This gives you a great opportunity to connect with them and potentially share the gospel. So don't be afraid to try using them, even if you never have before. If you do not have access to puppets, you can borrow some from Mission Arlington / Mission Metroplex while you are here. Children like the puppets and will expect them as part of your Rainbow Express. Don't skip them just because it might take a little extra preparation.

Here are some suggestions on how to easily incorporate puppets into your Rainbow Express program:

- **SONG TIME**—Have the puppets sing along with the songs. This is fun for young children.
- **MEMORY VERSE**—Have the puppets help teach the memory verse. We have found it to be especially helpful to have the children teach the memory verse to the puppets. Let the puppets “play dumb” so that it takes them several tries to learn it.
- **GATHERING**—Have the puppets going while you are out knocking on doors and taking attendance. You will find the puppet show attracts plenty of curiosity.
- **CLOSING TIME**—Have the puppets ask the review questions in the final large group time. Alternatively, you could have the puppets give funny answers to the review questions asked and let the children help correct them.
- **PUPPET CONCERTS**—One of the simplest and surprisingly effective ways to use puppets is to let them give a one or two song “concert” each day during your Rainbow Express program. Bring a portable boombox and a CD or MP3 player with fun, upbeat Christian music, especially if there is an easy chorus the kids can catch on to and sing along with. Songs from bands like TobyMac, Newsboys, David Crowder and a huge number of other possibilities can be fun to do with puppets. *A NOTE ON PUPPET MUSIC—It is very important to remember that some songs that might be youth group favorites may be more likely to drive away than attract some parents. Keep in mind that the goal is to find opportunities to interact with all age groups, not just children and teenagers. We recommend not using some of the “rockier” Christian music out there. Don't forget that the music is for the residents of the apartments, not for our personal listening pleasure.*
- If you do not have a puppet stage you can easily make one out of a large cardboard box (at Mission Arlington we use refrigerator boxes or washer/dryer boxes which appliance stores will usually give away for free). Just cut and unfold the box and then decorate the front with butcher paper, spray paint, or any other way that you would like. If you don't have access to a large piece of cardboard, you can improvise a stage with a sheet and a broom handle or piece of PVC pipe. If you are not able to make one, check with us about borrowing one while you are here.



Attendance Taker

- ◆ Pray for the children that will attend your Rainbow Express and for the Bible Study leaders that will follow-up with the children.
- ◆ The multi-housing communities where you will hold Rainbow Express are places with ongoing Mission Arlington Bible Studies, After School Programs, and other activities. The information you gather will be a valuable resource for the Mission Arlington teams doing follow-up after you are gone.
- ◆ THIS IS AN EXTREMELY IMPORTANT JOB! We need to know about every child, teenager, and parent you meet (and where they live) so that we can get them involved in weekly Bible study. Also, if a child accepts Christ as their Savior or needs special attention, you will mark this on the attendance sheet so the appropriate follow-up takes place.
- ◆ As children arrive for each day of Rainbow Express, ask for their name (first and last), age, apartment number, and building number (if applicable). *Please do not allow children to write on the attendance sheet.* Please neatly write down the information they give you.
- ◆ Be sure you have the attendance sheets before you depart for the site each day. Make sure you turn in these sheets after Rainbow Express each day. Mission Arlington will provide the blank sheets.

Dude, *great* day today. We had a one parent and two kids who accepted Christ, a teenager looking for a church, and a whole family that need Bibles in Spanish.

Awesome, I'll get those names to that neighborhoods' missionary tonight so they can start following up right away.

Yeah. We actually lost our attendance sheet. I remembered about half of the names and wrote them on this napkin. Some of their apartment numbers are under the ketchup spot. There's also one guy who wants to get baptized. He usually wears socks, so he should be easy to find again . . .

don't be *that* group

We take discipleship seriously at Mission Arlington. We know you do too. Help us by making sure we get good reports from you each day so we can follow up with all the people you make contact with.

Large Group Leader

- ◆ Pray for the children you will be teaching. Pray that this week the word of God will change their lives.
- ◆ It is your responsibility to help the program flow from one activity into the next activity while in a large group.
- ◆ At the beginning of each day, lead a brief introduction to help transition into the small group times. During the opening time, ask the kids questions about what they learned the day before. See if any of them know the memory verse.

- ◆ The theme for this week in the small group Bible stories is *The Stories of Jesus*. Introduce each day's parable and explain that Jesus' words help us know how to love and follow Him today. On the following pages will find examples of how you might introduce each day's theme:



This large group leader made a cape. You *know* the kids listened to her. Kids love capes.

- ◆ Keep the kids involved and interested in everything you do.
- ◆ Always have your Bible with you while you are leading the large group. Help the children understand how much you love your Bible.
- ◆ It will not be your job to tell each day's Bible story. That will happen in the small groups.

Large Group Leader

Suggested Guides to introduce each day's stories:

Every day you will generally remind the group that this week you are learning some of the stories Jesus told with something like this: *This week we are going to be learning about stories. Everybody likes to hear a good story, right? Some people tell stories that are funny. Other people tell stories that are exciting, or sad, or scary.*

Lots of different people tell stories. Teachers tell us stories at school they have learned from books. Parents or grandparents tell us stories about when they were growing up. Our friends tell us stories about what they did over the summer.

This week we are going to learn about stories that Jesus told. Jesus is the son of God. He came and lived here on Earth so He could help all people know how much God loves them and how they can be with God.

Jesus taught us that God made us and that He loves us. He taught us that God wants to be friends with us. Jesus spent a lot of time teaching people about God.

We can be followers of Jesus if we ask Him to forgive the bad things that we have done and come into our lives. Then, Jesus becomes a part of our lives. He helps us to follow what God wants us to do. Jesus wants us to know how we can live like God wants us to live.

Sometimes people would ask Jesus questions about God, or what God wants us to do. Usually, Jesus would tell them a story to help them understand God. This week we are going to be learning some of the stories that Jesus told. These stories help us learn how to be good followers of Jesus.

After the general introduction, you will set up the day's particular theme. Here are some sample introductions you might use for each day:

Day One:

One of the best things that Jesus taught us is that God wants to forgive us. God loves us very much, even though He knows all the bad things that we do. God wants to take those bad things away and give us a new start. That is called forgiving. Everybody who asks Jesus into their lives becomes forgiven by God.

Jesus taught us that God wants us to forgive other people, just like He forgives us. That means that when somebody does something bad to us, we decide to not stay angry. If we forgive, that means we treat that person just as kindly as we would if the bad thing had never happened.

One day one of Jesus' friends asked Him about forgiving. Sometimes it can be hard to forgive a person, especially if they keep doing wrong things to us over and over again. The man wanted to know how many times he had to forgive somebody. Let's split up into our small groups, and we'll learn the story that Jesus told to answer his question.

Day Two:

Jesus taught us that He is always with us, even when we cannot see Him. One day, Jesus is going to come back here to Earth and we will be able to see Him again. He will take everybody that follows Him back to Heaven to live with Him forever.

Until we get to go to Heaven one day, Jesus wants all of us to live the way God teaches us to live. Sometimes that is not an easy thing to do. Some people think it is really easy to follow God while we are at church or Bible Study or afterschool program, but harder to follow God at school or playing with our friends.

It's kind of like being in a class at school: It is easy to behave well when we know the teacher is in class watching us. When the teacher leaves the room, some people find it harder to still be good.

Large Group Leader

Suggested Guides to introduce each day's stories: (continued)

Jesus wants to be part of our lives all the time. He wants us to follow Him every day, not just on Sundays. He wants us to follow Him around everybody, including our friends, not just around our Bible Study teachers.

Once, some people asked Jesus when He would be coming back to Earth. They wanted to know exactly when they should expect Him, so that they would be sure to be following Him at the right time. Today we're going to learn the story Jesus told to answer them.

Day Three:

The most important thing that Jesus ever taught us is how we can have a friendship with God. Jesus taught us that God loves us very much. God wants to be our friend. He wants to spend time with us, and He wants us to live in Heaven with Him.

We all have a big problem. All of us sometimes do, or think, or say things that we should not. The Bible calls these things *sins*. God still loves us, but our sins cannot be around Him. God is perfect, and no sins come close to Him. Our sins would even keep us from going to Heaven.

God loves us too much for that. He does not want us to have to be away from Him. God knew that there was only one way to take away our sins: His own son Jesus would have to die. That way Jesus would take the punishment for our mistakes.

That is why Jesus died on the cross. He was punished for all the wrong things that you and I have done. Jesus chose to die for us. He loved us so much, that it was worth giving up everything so that He could be our way to Heaven.

Today we're going to learn a story that Jesus told about giving up everything for something you love.

Day Four:

Jesus taught us that God made each one of us special. He designed each and every one of us exactly how He wants us to be. He gave all of us different talents and abilities. God has a plan for us. He wants us to use the abilities He gave us to follow Jesus.

Not everybody is good at the same things. Not everybody likes to do the same things. But we have to remember that God made us exactly like He wants us. He has a way for all the things we like and all the things we're good at to be a part of his plan.

Sometimes we might want to know what God wants us to do with our talents. Or, we might think that it's unfair if somebody is better at something than we are. Or maybe we might think that our talents aren't as good as somebody else's. We might think that there is not a way we can use our talents to follow God. Have you ever wanted to ask God what you can do to use your talents to follow Him?

Today we're going to learn the story Jesus told to answer that question.

Games Leader

- ◆ Be prepared to play some games before Rainbow Express begins as a way to gather and meet children. Play again afterwards to allow more interaction time with those who have come.
- ◆ Kids are more likely to listen to and interact with people they know care about them. Playing games is one way to build relationships with the kids. Pray that God will use the game time to build relationships between your team members and the children.
- ◆ Find ways to incorporate the concepts of the memory verse and lessons for each day into games you are playing.
- ◆ There is a list of games on the next page. You are not limited to the games on the list. Decide which games you are going to play each day. Involve everyone. Have some games prepared to play with older children and other games prepared to play with younger children.
- ◆ **The apartment managers in the places you will be serving have asked Mission Arlington not to use balls, Frisbees, or anything else that could potentially break windows in the apartment communities. Bring soft, Nerf® type balls and toys that cannot cause any damage.**



Games Leader (continued): SUGGESTED GAMES

- **Big, Bad Wolf:** Have the children stand in a line at one end of the game area. One leader or child is the “Big, Bad Wolf” and will stand at the other end of the area with her back to the children. In unison, the children shout, “What time is it Mr. Wolf?” The wolf answers with an hour, “4 o’clock”, for example. The children take that number of steps forward. If the wolf said “4 o’clock,” the children would take 4 steps toward the wolf. When the wolf thinks the children are close enough to her, she answers their question with, “It’s eating time!” Then she chases them back to their starting line. Anyone she tags joins her as a wolf. The game ends when all but one participant has been tagged.
- **Overall Understanding:** Players are divided into two teams. Teams line up in parallel rows with players standing behind one another. The first player on each team is given a beach ball, or balloon. When the leader says, “Go,” the first player on each line passes the ball backward over her head to the second player. The second player passes the ball under his legs to the next person in line, and so forth. The ball continues to be passed backward down the line, alternately over and under, until it reaches the last player. The last player, receiving the ball, runs to the front of his or her line and begins to pass the ball back again. This continues until every player on the line has a chance to be at the beginning. The team whose first player gets to the front of the line again is the winner.
- **Parachute:** You will have a tarp with you to use for the children to sit on each day. The tarp can double as a “parachute”. Have the kids stand on all sides of the tarp and hold it at waist level. Each side of the tarp is a team, making four teams. Put a beach ball on the tarp. Have the kids shake the tarp. They should try to shake the tarp so that the beach ball falls off another team’s side. Whenever the beach ball falls off the tarp, the team on that side gets a point. The team that has the fewest points at the end of the game wins.
- **Sharks and Minnows:** You will need a good size running area for this game. Have the children line up along one side of the area. They are the “minnows”. Have the leader stand in the middle of the area. The leader is the shark. When the shark yells “Go!”, the minnows run to the other end of the area. The shark runs around and tags as many minnows as possible before they reach the other end of the field. When a minnow is tagged, he or she must freeze wherever tagged. When all of the untagged minnows reach the end of the area, the shark yells, “Go!” again. This time the shark and the frozen minnows may tag the runners. The game continues until there is only one minnow left. That minnow is the winner and begins the next game as the shark.
- **Everybody’s It Tag:** There are two rules: (1) everybody is It, and (2) when a player is tagged, he or she is frozen. Have everyone stand in a circle. Then the leader shouts “Everybody’s it!” and the game starts (and quickly ends).
- **Hospital Tag:** The first time a player is tagged, she puts her hand on the part of herself that was tagged. The second time she is tagged, she must put her other hand on that area. The third time, because she is out of hands, she must sit down.
- **Trust Walk:** Choose a landmark in your area to be the “goal” of this game. A mailbox or tree will probably be readily available for this purpose. Blindfold one player and choose another player to be the “guide.” Have the rest of the children scatter themselves between the blindfolded person and the goal. The guide leads the blindfolded person through all the people to the goal while the children in the way will call out other directions. The blindfolded player must listen carefully to the guide’s instructions. Let the children take turns being blindfolded and being the guide.
- **Circle Spot Rush:** All players stand in a circle, arms’ length apart, facing inward. In the center of the circle are small markers (paper plates, pieces of construction paper, etc.). The number of markers is always one less than the number of players. The leader of the game stands just outside the circle and calls out various types of movement: run, skip, hop, etc. The players move clockwise around the circle in the way directed by the leader. The game leader can also call out *stop* (all players freeze wherever they are) or *about face* (players continue to move in the same manner but reverse directions). When the game leader yells *rush* all players run to the center of the circle and try to stand on one of the markers. Whichever player does not stand on a marker is eliminated. One marker is removed and play continues. The object of the game is to be the last player remaining.
- **Animal Relay:** Each small group will be a team. Teams stand in single file lines, facing a finish line about fifty feet away. The first player runs across the finish line, runs back, tags the next player, and goes to the end of the line. The relay continues until each player has run twice. While they run the game leader calls out various animals. All players must run like that animal until the next one is called. The first team to have all their players finish twice wins.
- **Elbow Tag:** Assign all players a partner. Spread pairs out evenly across the playing area. Have the pairs link arms. Choose one pair to start out as the chaser “It”, and the chatee. Just like regular tag, It tries to tag the chatee. If the chatee is tagged, he or she in turn becomes it and the chase reverses. The chatee’s goal is to link with another player. When the chatee links arms with one side of a pair, the other player must unlink, becoming the chatee.

Youth Leader

Teenagers will often gather around the periphery of your Rainbow Express. Choose at least one person (if possible one male and one female) to be ready to work with any youth.

- PRAY! Youth have always been a part of Rainbow Express, because groups like yours have always worked at making friends with the older students that hang out around your activities. However, we have really felt led to make a concentrated effort to expand the scope of Rainbow Express to include youth. Ask God to use the Rainbow Express that you lead exactly as He would desire.
- Be sensitive to the youth. Some may enjoy participating in parts of the regular Rainbow Express program, especially if they have younger siblings that are attending or if they are involved in helping in some way. Others will feel more comfortable staying completely separated from the children for the entire time.
- Be flexible. Every apartment community is different and every teenager is different. You might have no teenagers, you may have one, and there might be a dozen. Be prayerfully ready for whatever happens.
- Be sure to report any youth that attend on the Rainbow Express attendance sheet so that the Mission Arlington missionaries can effectively follow up.



There is no sure-fire method for working with youth, but here is one possible suggested schedule for a youth Rainbow Express:

While the children are:	The youth leaders are:
in opening large group: singing, puppets, memory verse, etc.	meeting any teenagers, going with them to invite their friends, etc.
in small groups: story, crafts	having the youth help to pass out craft supplies to children's small groups, then gathering in their own location. Lead a Bible Study based on the children's Bible Story for the day. Help the youth learn the memory verse.
in games time	having their own youth recreation time

Continued on next page

Youth Leader

TIPS ABOUT WORKING WITH INNER-CITY YOUTH FROM A MISSION ARLINGTON MISSIONARY

As you are gathering the younger children for Rainbow Express, inevitably you will see older youth who seemingly couldn't care less about hanging around with the little kids. Some of these youth will, however, hang out around the periphery of your Rainbow Express acting, of course, like they're not interested. But don't be fooled. If they're hanging out, they are interested.

- Introduce yourself: Don't wait for the youth to walk up to you—it won't happen. You (2 or 3 of you) should walk up to them, stick out your hand to shake theirs & introduce yourself. If you're meeting guys, invite them to throw the football, play soccer, or even wall-ball (at an appropriate place). Try to do this event somewhat removed from the younger kids because they may get distracted. If you're meeting girls who aren't interested in football, soccer, or wall-ball, just be prepared to sit with them and get to know them.
- Engage them: Maybe they can help you unload, carry boxes, pick up trash, help translate (lots of Spanish speaking kids will be attending Rainbow Express), play with the younger kids after Rainbow Express is over, etc. During this time, you will continue to get to know them.
- Develop a Relationship: Remember that in Jesus' ministry, he met physical & emotional needs a lot of time before he addressed a person's spiritual needs. Don't be judgmental even if their looks, language, or conversation startles you. Hopefully you will have four days with them, so get to know them and when the Spirit leads you, begin the conversation about a relationship with Christ. Don't make assumptions about whether or not they are believers. You'll come across both.



- Make Them Feel Special: You want them to know that you have planned this time for them. Come prepared with football, soccer ball, basketball, etc. Maybe bring an additional snack for them. Sit around with the youth & munch on chips or cookies while you get to know them. Bring a few Bibles (pick an easy to read translation like NIV) so as one reads they can all follow along. Keep the actual lesson time short—most of the time should be spent getting to know them & discussing the lesson.

For this reason I kneel before the Father, from whom his whole family in heaven and on earth derives its name. I pray that out of his glorious riches he may strengthen you with power through his Spirit in your inner being, so that Christ may dwell in your hearts through faith. And I pray that you, being rooted and established in love, may have power, together with all the saints, to grasp how wide and long and high and deep is the love of Christ, and to know this love that surpasses knowledge—that you may be filled to the measure of all the fullness of God.

Now to him who is able to do immeasurably more than all we ask or imagine, according to his power that is at work within us, to him be glory in the church and in Christ Jesus throughout all generations, for ever and ever! Amen.

Ephesians 3:14-21

Whether you are coming here to Mission Arlington / Mission Metroplex or using this material for another mission outreach, we are grateful for the opportunity to partner in ministry with you. Please contact us with any questions or to let us know how we can pray for you. Daily updates and prayer requests at Mission Arlington, as well as a variety of additional curriculum resources, are available at our web site.



210 West South Street, Arlington, TX 76010
www.missionarlington.org | 817-277-6620