

MISSION ARLINGTON[®] MISSION METROPLEX



May - June 2014

Rainbow Express Mission Trip

Planning & Preparation Packet

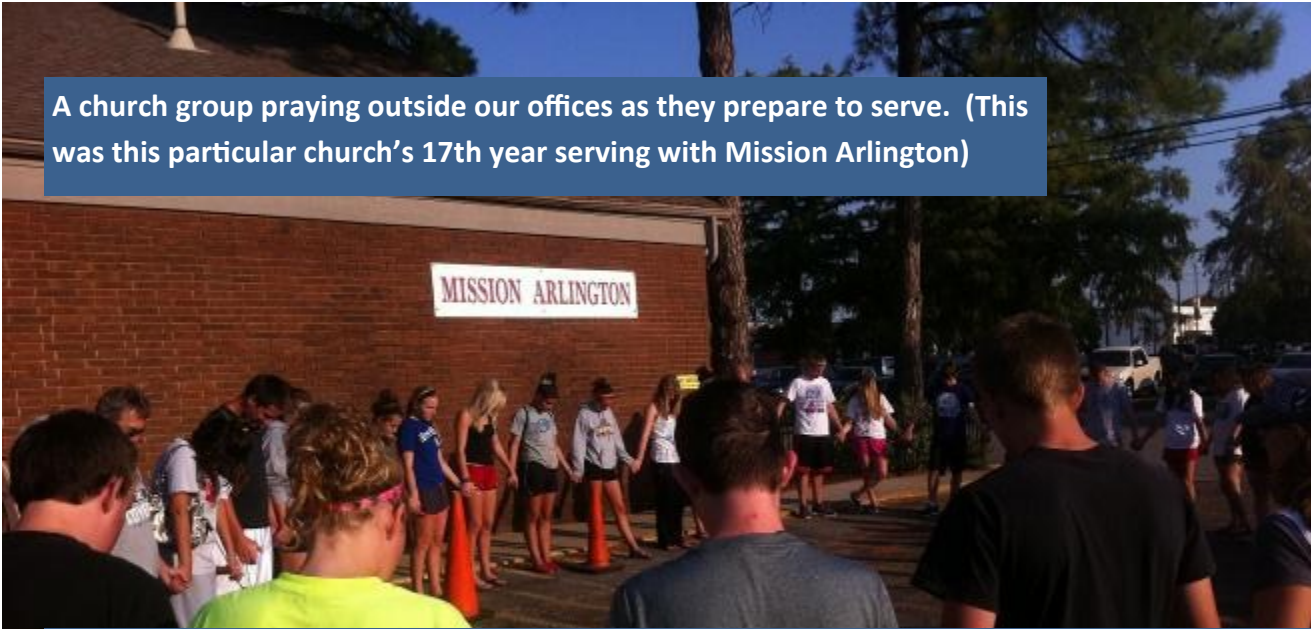
We are so grateful that the Lord is sending your group to Mission Arlington / Mission Metroplex for a 2014 May - June Rainbow Express Mission Trip! Our team is praying faithfully for you as you prepare spiritually and logistically to serve with us here.

This packet should contain everything you need to prepare for your trip to Mission Arlington. Please take the time to go carefully through this information. Here is how the information is organized:

- 1) **Trip leader planning material**: information for the student minister or other overall trip leader with details about accommodations, responsibilities, expectations, and preparation. These pages have a blue border.
- 2) **Student planning material**: some of the same information, but formatted specifically so you can hand it out to your students. Includes things like dress codes, packing lists, schedule information, etc. These pages have a green border.
- 3) **Rainbow Express material**: the curriculum and schedule for each day's Rainbow Express programs (which your group will be leading). These pages have a red border.

If there is anything at all that we can do to help you prepare, please do not hesitate to let us know.

- **Jim Burgin, Heather Young, and Morgan Metcalf** lead our team of groups scheduling coordinators, with help from several other team members. You can reach them at 817-277-6620 or via e-mail at jim@missionarlington.org, hyoung@missionarlington.org, or mmetcalf@missionarlington.org.
- **Matt Hart** is our Rainbow Express coordinator and will be one of your primary contacts while you are on your trip. You can reach him at the same phone number or via e-mail at matt@missionarlington.org.
- **Tillie Burgin** is our founder and Executive Director and always happy to answer questions. Her office phone number is the same or her e-mail is tillie@missionarlington.org.

A photograph showing a group of people, including children and adults, gathered outside a brick building. A sign on the building reads "MISSION ARLINGTON". The group appears to be in a line, possibly praying or preparing for an activity. The scene is outdoors with trees and a clear sky in the background.

A church group praying outside our offices as they prepare to serve. (This was this particular church's 17th year serving with Mission Arlington)

Group Leader's Preparation Materials

Contains:

- Trip terms defined
- Schedules
- How do I prepare?
 - FAQs: accommodations, dress code, rules, etc.
 - Rainbow Express: how to train your students to lead a Rainbow Express program
- Logistics Questionnaire (to be filled out and sent to Mission Arlington before your trip)
- T-Shirt Orders

Overview: So what are we doing on this trip anyway?

A visitor to Mission Arlington/Mission Metroplex once told us that we sometimes speak in code. We readily admit that so many different things are happening here that it can become a little confusing. This is an explanation of some of our key terms:

- **Mission Arlington / Mission Metroplex:** We are an evangelical ministry functioning in partnership with most of the local churches in Arlington from across all denominations. Essentially, we do two basic things (which are closely intertwined): 1) we begin Bible Studies which over time grow into churches in neighborhoods (mostly low-income apartment communities) all over this city and 2) we meet a variety of physical needs through free “benevolent” programs like medical clinics, food pantries, afterschool tutoring, and more. You will be partnering with us by leading evangelistic programs in the apartment communities and other neighborhoods where we have ministries and by supporting our benevolent programs.
- **Apartment Churches:** Mission Arlington began in 1986 with a very simple philosophy: take church to people who, for whatever reason, were not coming to a church building anywhere. On the first Sunday of August of that year, a Bible Study met in the living room of a woman who lived in a local apartment community. That first morning, seventeen people found that they could meet Christ in a church that met right where they lived. Today, we have teams ministering in different ways in more than 300 apartments, mobile homes, community centers, playgrounds, laundry rooms, and wherever people will gather. Any given Sunday, more than 5,000 people attend a Mission Arlington congregation in their own neighborhood.
- **Rainbow Express:** Rainbow Express is the name of the Backyard Bible Clubs you will be leading while you are here. Mission Arlington has been leading outdoor Vacation Bible Schools for our many apartment churches since the beginning. When these programs first began the volunteers that were leading them had a large portable stage built on a trailer that they pulled from site to site for puppet shows. This trailer, which was decorated with a rainbow, came to be known to the children as the Rainbow Express. Rainbow Express then became the name for all of the Vacation Bible Schools.
- **Work Projects:** Mission Arlington follows Jesus’ model of ministry: meet both physical and spiritual needs to provide a tangible expression of the Father’s love and people will be drawn to Him. Part of each day you are here will be spent leading Rainbow Express programs. With the remainder of each day you will participate in some of Mission Arlington’s many other ministries. This might include picking up donations, delivering furniture to families, working in the clothing room or the food warehouse, passing out flyers to invite people to an event, holding field days or other fun events in one of the apartment communities, or any number of other opportunities. Any special materials or training that you may need will be provided while you are here.



A volunteer leads music Sunday morning in an apartment community clubhouse

Schedule Information: Week Overview and Sunday

Week Overview

The most normal shape of a Rainbow Express week is this:

- **Saturday:** Most groups arrive Saturday afternoon to check in. We are open for check in until 8 pm. If there is a situation that prevents you from checking in by that time, please contact us before your trip and we will be happy to make arrangements to check in.

Every group's situation is different. If you need to adjust this schedule for whatever reason let us know. We can work together to help create a week that works well for everybody.

- **Sunday:** In the morning you will help us hold church services in the neighborhoods we work with. That afternoon you will join all the groups here for the week, plus our staff, for a worship time.
- *Note—some groups (because they have responsibilities in their home church services on Sunday morning) do not participate in Sunday's activities because they travel and check in that day instead. As with Saturdays, we are available to check in until 8 pm. (If for some reason you cannot have at least one adult check in by 8 pm, contact us ahead of time and we will make arrangements.)*
- **Monday—Thursday:** You will lead Rainbow Express these days. All groups will meet together twice: in the morning for a devotional time and in the afternoon for a brief worship service.

- **Friday—Saturday:** Friday is an optional day. Some groups continue to serve with us. Some groups go home Friday morning. Others take Friday as a free day for Six Flags or other recreational activity. All groups check out by Saturday morning.

More detailed schedules for each day are below and on the following page.

Sunday Schedule

9:00 AM Meet at Mission Arlington with all groups for welcome, prayer, and orientation

10:00 AM Participate in Mission Arlington's apartment churches by helping invite, serve, and teach Sunday School in an apartment community or other Mission Arlington congregation.

12:30 PM Return from apartment churches, take lunch break

1:30 PM Pass out flyers in apartment communities where Rainbow Express will be taking place this week.

3:15 PM Return to Mission Arlington

4:00 PM Join Mission Arlington missionaries for weekly prayer, worship, and preparation time

5:00 PM Meeting for all group leaders with Matt Hart, Rainbow Express Coordinator

5:15 PM Leave Mission Arlington, pray and make any last minute preparations for beginning Rainbow Express tomorrow



Tillie (our director) discusses the day's assignments with a volunteer group

Schedule Information: Tentative Monday—Thursday

SCHEDULE: June 8, 2014 or later

Monday—Thursday


- 8:30 Meet at Mission Arlington for morning devotional time
- 9:45 Morning Rainbow Express groups leave for their site
- 10:30 Morning Rainbow Express begins
- NOON Morning Rainbow Express ends. Clean up, walk children home, etc., then take a lunch break.
- 1:30 Meet to worship and prepare for Rainbow Express
- 2:30 Depart for Rainbow Express
- 3:00 Rainbow Express begins
- 4:30 Rainbow Express ends. Clean up.
- 5:00 Turn in daily report to Mission Arlington. Options for projects in the evenings will be made available during the week.

Note—if your group is here this week, each Rainbow Express team will lead two sites, one in the morning and one in the afternoon.

SCHEDULE: Before June 8, 2014

Monday—Thursday

- 8:30 Meet for morning devotional time
- 9:30 Devotional time dismisses
- 9:45 Begin work projects assignment (work projects will last from 10:00-1:00)
- 1:00 Take a lunch break.
- 2:15 Meet to worship and prepare for Rainbow Express
- 3:15 Depart for Rainbow Express
- 4:00 Rainbow Express begins
- 5:30 Turn in daily report to Mission Arlington. Options for projects in the evenings will be made available during the week.



So, that concludes our very important announcements for this morning . . .

don't be *that* group

Please be on time to all the meeting times on your schedule. It affects everybody else if your group shows up late because you made a coffee run on the way.

If anybody asks, tell them we had a flat tire . . . and that we witnessed extensively to the guy that helped us change it.

The Rules

We are praying that God will reveal Himself to your students during their time at Mission Arlington in ways that bring about permanent, life-changing discipleship. We believe these rules help us keep that focus.

DRESS CODE

Mission Arlington's dress code is very basic. We ask all participants to dress modestly, comfortably, and in something where they are ready to work. Casual dress is fine all week long, Sunday included. Here are a few specific requests we make of all groups:

- Shorts are fine all week long. Please no short shorts.
- Footwear is up to you, but because we do so much work and active play outside we recommend tennis shoes over flip-flops.
- T-shirts are great to wear, but please no tank tops or any other kinds of sleeveless shirts.
- Baseball caps are fine, but please wear forward at all times. Do not wear bandanas or any other type of head gear. (Winter headgear is okay if it's cold.)
- **Note—if a student chooses to dress in something that does not fit with our dress code, a Mission Arlington staff member *will* ask them to change before you begin your day's assignments. This only slows down your group and gives you less time to effectively minister during the day. So, please stick to the dress code.**

Please remember that there are certain things you might wear at home working outside in the heat but that may not be the right image for knocking on doors and asking parents to let their children go with you.

CONDUCT GUIDELINES

- **Be focused on the most important thing:** Mission work is full of surprises. God has a specific plan for you, and for the many lives He will use you to touch. The best preparation for this experience is spiritual. Keep reading your Bible daily, both before you come, and while you are here. Make sure you keep your quiet time with the Lord as a firm commitment. Don't miss your moments with Him.
- **Let's be good stewards together:** All of Mission Arlington's facilities are donated to us. Any money that goes into repairs and maintenance is less money we can use in our assistance programs. So, let's be good stewards of what the Lord has given us:
 - Don't adjust thermostats
 - There is no housekeeping staff. So, help clean up spills, take out trash, and generally be clean and neat. Don't do things that will create clean up jobs for other people (for example, don't use sidewalk chalk at Rainbow Express. It leaves work for apartment staff to wash it off.)
 - Don't do anything silly. We don't want to be unable to buy prescriptions for our medical clinic because we had to patch sheetrock or replace windows. (This includes in the apartment communities.) Don't roughhouse. Don't use any balls anywhere that aren't foam.
- **Help us present a good image to *everyone*** people that may come through your activities or facilities and maintain a good relationship and a positive witness with the neighbors around your activities or facilities.
 - Make sure that your noise level is under control. Do not play loud music, stay up too late at your accommodations, etc. Help us be a good picture of Christ to those around you.
 - Be sensitive to other people's needs. Be courteous and grateful everywhere you go. It is especially *crucial* that you control the noise level where you are staying. We cannot have loud music, parties, outside games, etc. We want *everywhere* to be our mission field, and that includes where you sleep at night.



Accommodations: Where are we staying?

Some of you, we know, will be spending the nights in a hotel or other location that you have set up. This page answers common questions for the rest of you who have chosen to stay in the accommodations that we provide.

- **Where will we be staying?** Mission Arlington uses several different types of facilities to house guests. All of them boil down to the same basic concept: a safe, clean floor to sleep on, showers, and a kitchen. Smaller groups (anything up to about twenty people) generally stay in one apartment in an apartment community where we minister. Larger groups generally stay in one of our community centers or in a local traditional church that partners with Mission Arlington. Because group sizes have a tendency to fluctuate so much at the last minute, we do not make final assignments of who will stay where until the week before your arrival.
- **How much does it cost?** We do not charge anything to stay in any of our accommodations. There are costs involved for items such as utilities, rent, maintenance, etc. Voluntary donations are very welcome, but not necessary. We believe God always provides.
- **What do I need to bring?** It is a good idea to plan as if you were coming into a completely empty facility. Often our supplies get accidentally packed up by groups when they are leaving and they don't realize it is not a part of what they brought. So, to be on the safe side it is wise to bring or buy here everything you might need: toiletries, kitchen supplies, air mattresses, and more.



Here are some other tips to prepare for a successful experience in our accommodations:

- **Be flexible and unpack only what you need each day:** Mission Arlington/Mission Metroplex is a very busy place. All of our facilities are constantly being used to reach people for the Lord. When you check in for your trip, you will be given a schedule of any activities that might be happening in the location where you are staying. In other words, while your group is out leading Rainbow Express there may be activities happening in the rooms where you are staying.
 - **View your accommodations location as another ministry opportunity:** Every place where you will be staying, whether in an apartment or at one of our gyms, is surrounded by other apartments or neighborhoods where the people might know nothing of church except what they see in you. When you park your church van and climb out, the people around you know that you represent Mission Arlington, and much more importantly, our Savior. They may come over to ask you questions. The neighborhood children might want to play tag. Represent Christ in all that you do while you are there, from your behavior in the parking lot, to noise level inside, to how clean you keep the place. Let people see Him in you, and you will find that your “mission trip day” will not end when you return to your home away from home in the evenings.
- Be realistic. That means be prepared for all the adventure that comes from people sharing small spaces.
 - Plan on minimizing what you bring. Twin sized (as opposed to queen sized) air mattresses will take up less space.
 - Expect a small, apartment sized kitchen when you are planning your meals.
 - You will only have one shower for every ten to fifteen people on your group. Be as efficient as possible and leave yourself plenty of time to get everything done.

Packing Lists

Here are some items you will need for your trip. We want to minimize costs as much as possible. If there are some items you are not able to bring, check with us (our contact info is on page 2). We might be able to loan you some of the items you need.

If you are bringing a trailer for luggage, be sure to bring a hitch lock with you. We will have a place you can park your trailer during the week so you don't have to pull it around the city but you will want a hitch lock for added security.

For Rainbow Express, bring with you:

- Some of the memory verse activities require simple supplies like balloons or popsicle sticks.
- Tarp (at least 10' by 10'): excellent to use for the children to sit on during Rainbow Express
- Posterboard: use it for memory verse posters, puzzles, etc.
- Puppets: Mission Arlington has some to loan if you don't have access to puppets
- Some kind of staging for the puppets. If you don't have a puppet stage the two easiest/cheapest options are 1) hang an extra tarp or blanket across a broom handle or PVC pipe and have 2 volunteers hold it up or 2) many appliance stores will give away free large cardboard boxes you can use as an impromptu stage (see the illustration.)
- Any music you might need for your puppet time at Rainbow Express.
- Water cooler and drinking cups.
- Snacks. Mission Arlington will have some things available, but it helps if your church can also bring cookies, candy, chips, crackers, etc.
- Craft supplies: Mission Arlington will provide some glue, scissors, crayons, etc. You may find it helps your group run smoother if you have some extras.
- Games equipment: cones, hula hoops, etc. will be very useful during your game time. *Note: Please do NOT bring balls or frisbees unless they are of the soft, "Nerf" foam variety.*



If you are staying in our accommodations:

(Prepare as if you were coming to a completely empty facility)

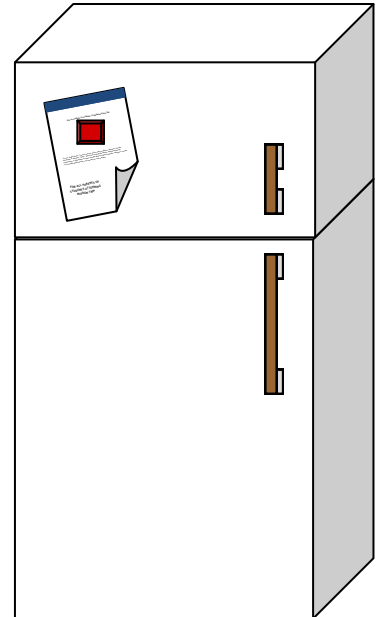
- Materials for meals: remember that you are responsible for all your own food. Most groups do sack lunches or fast food for lunch. Breakfasts and dinners are up to you. If you plan to cook remember that you are only guaranteed access to a normal, residential apartment-sized kitchen and make sure to bring any pots or pans you might need.
- Paper products: paper towels, plates, cups, plasticware, etc.
- Cleaning supplies
- Each person will need their own sleeping bag, pillow, and air mattress. (Encourage everybody to bring twin-sized air mattresses. You probably won't have room for large air mattresses in the apartment.)

The Refrigerator Sheet for Parents

FOR ALL PARENTS OF STUDENTS ATTENDING MAY - JUNE MISSION TRIP

For our May - June Mission Trip this year we will be going to Mission Arlington / Mission Metroplex in Arlington, Texas. We will be serving with Mission Arlington through participating in apartment churches, leading Rainbow Express (Mission Arlington's version of a Vacation Bible School), and a variety of work projects.

- **Mailing Address:** 210 W. South Street, Arlington, TX, 76010.
(Note—you are welcome to send students mail while they are at Mission Arlington. On the outside envelope indicate the name of the student and the name of the church or school with whom they are on Mission Trip. Please allow time for mail delivery and for the Mission Arlington staff to sort it and deliver it to our group. You will want to have mailed things by Monday for your students to receive them during their trip here. Any unclaimed mail at the end of the week will be returned to sender.)
- **Website:** www.missionarlington.org
- **Phone:** 817-277-6620
- **Fax:** 817-277-3388
- **E-mail:** mission@missionarlington.org



Preparing for Rainbow Express

For “Everyone who calls on the name of the LORD will be saved.” But how can they call on him to save them unless they believe in him? And how can they believe in him if they have never heard about him? And how can they hear about him unless someone tells them?

Romans 10:13-14



Rainbow Express is Mission Arlington’s version of a backyard Bible Club.

Your group will be leading one or more Rainbow Express program during the week you are here.

The following pages will help you prepare your team.

• Step one: How many teams will we be?

- Rainbow Express is held in the apartment communities where Mission Arlington is holding, planting, or hoping to plant a church. The average daily attendance at any given Rainbow Express is 20-30 elementary aged children and a few youth. A team from your group of 8-10 college students, 10-15 high school students plus their sponsors, or 12-18 junior high students plus their sponsors is ideal for leading one Rainbow Express. Thus, a group bringing 15 people will be one team, a group with 20 is probably two teams, and a group of 45 could be anywhere from three to five teams, depending on the ages. *Note—decide how many teams you will be based on the size of your group, not on your transportation situation. We can make site assignments that will work with any transportation configuration: whether you are carpooling or renting charter buses.*

Don't form your teams much larger than recommended. There's a discipleship reason for this: teams of 10-15 size allow each of your students to have a specific, important role and gently pushes them to "step up to the plate." Forming teams too large leaves room for some students to not have to take ownership and initiative in leading a Rainbow Express. Let God have the opportunity to help your students rise to the occasion and use them in ways they won't expect.

• Step two: Who's on each team?

- Each team will need at least one adult sponsor (not necessary if the team is college students). The 10-18 students will each need one or more of the team member assignments explained on the next page. Use the descriptions and the worksheet provided to make team assignments

• Step three: Start practicing.

- Assign your students their roles, pass out the Rainbow Express materials (later in this packet) and then let them start learning their jobs. We recommend holding at least a couple of practice run-throughs if possible. One good option is let your team use their Rainbow Express material to lead children's Sunday School at your church for a couple of weeks.

• Step four: Gather what you need.

- We try to make the cost for your trip as low as possible. You should not need to spend much (if any) money on Rainbow Express supplies. On page 9 you will find lists of what you need to provide for leading Rainbow Express. We will have everything else.



Each Rainbow Express Team will have the following functions. Assign each student and adult per team to at least one of these jobs. More detailed instructions for each job are in the red section.

- **Adult team leader/Sponsor:** You will need at least one adult per team. College students can fill this role as well.
- Song leader
- Memory Verse teacher
- Large group leader
- Puppet wrangler
- Games leader
- **Attendance taker:** this person's responsibility is to make sure we have good contact information for *everybody* you make contact with during your mission trip so that Mission Arlington / Mission Metroplex can provide follow-up discipleship after you are gone. If possible, this is a good job for an adult.
- **Youth leader:** this does not refer to the youth minister but to a member of your Rainbow Express team that will be in charge of working with any teenagers that attend your Rainbow Express
- **Small group teams:** much of the Rainbow Express program will take place in small groups. *All* team members will help during the small group time. Assign each team member a partner. That pair will lead a small group together.



There is a blank team roster on the next page. Make one copy for each of your teams and write in who will be fulfilling each responsibility. These sheets should be passed out to each adult sponsor in your group and to Mission Arlington coordinators while you are here. (You will not be able to fill in the Rainbow Express site names until you are at Mission Arlington.)



Rainbow Express Team Roster: Team

Contact Cell Phone Number:

AM Rainbow Express Site:

(to be filled in at Mission Arlington)

PM Rainbow Express Site:

(to be filled in at Mission Arlington)

Adult Sponsor(s):	
Team Leader:	
Large Group Leader:	
Song Leader:	
Memory Verse Teacher:	
Puppet Wrangler:	
Game Leader:	
Attendance Taker:	
Youth Leader:	
Small Group Partner pairs: <i>(This is all students in your group, matched in pairs to lead small groups)</i>	

Remember that one person can have more than one responsibility.

Logistics Questionnaire

After reading through the entire blue section of this packet, please answer the following questions. The sooner you can provide this information to Mission Arlington, the more successfully we will be able to prepare for your time here. You can turn this information in one of two ways: e-mail it to Matt Hart at matt@missionarlington.org or fax it to us at 817-277-3388. **Please have this to us at least one month prior to your arrival.** Please answer all questions, even if you have already given us some of this information. It helps us double check our records. We know last-minute changes are common on youth trips. It is no problem for any of this information to change, just let us know as soon as possible.

- 1) Confirm the correct wording of your group name (so we don't accidentally call you First Baptist instead of First Christian the whole week, etc.)
- 2) Who will be our primary contact while you are here?
- 3) Is there anything we can do to help you prepare for Rainbow Express?
- 4) How many students do you expect to bring? How many sponsors?
- 5) Confirm the date and approximate time of your arrival at the Mission? (We are in the office until 8 pm each evening. If extenuating circumstances require you arrive later than that please make sure we know so that we can work with you on a plan to check in, receive your keys, etc.)
- 6) Confirm the date and approximate time you will be leaving from Mission Arlington
- 7) If you are going to be helping us on Sunday mornings please send us a list of names with a "T" by those people who are comfortable teaching a Bible Study and an "H" by those who prefer to help.
- 8) What type of transportation are you bringing (vans, buses, etc.) and how many vehicles?
- 9) How many Rainbow Express teams will you have? How many will be on each team? (Our suggested team size is about 10 to 15 people.)
- 10) What is a cell phone number where we can reach you as you are traveling or when you arrive?
- 11) Are you planning to stay in accommodations arranged by Mission Arlington?
- 12) Is there anything else we need to know about your accommodations situation?
- 13) Many of our accommodations are upstairs in apartments, etc, so please make sure we know if your group requires handicapped access.
- 14) Some of the local churches that are housing groups have kitchenettes (refrigerator and microwave but no stove/oven—meaning only the ability to prepare sandwiches, cereal, etc.) as opposed to full kitchens. We will make sure that every group that will be cooking has access to a full kitchen. If you know your group does *not* need a full kitchen because you are eating out in the evenings, etc. it will help us to know that ahead of time so we can match you with one of those churches.

Every year Mission Arlington/ Mission Metroplex makes mission trip t-shirts available for groups. *This is an optional expense—no one is required to buy shirts.* Shirts are available in sizes from Adult Small to XXX-Large for \$10 each.

There are three ways to order shirts: 1) buy them while you are here. 2) pre-buy with check or credit card and pick them up during your trip and 3) order with check or credit card and have us mail them to you (there will be an extra charge for shipping that will depend on how many shirts you purchase).

If you need more information about shirts, or to place an order, call Matt Hart or Debbie Musgrave at 817-277-6620 or e-mail matt@missionarlington.org.

T-Shirt Order Form

(you can see what the shirts look like on the next page)

Group:

Date of order:

Contact name and phone number:

Method of payment:

Small _____

Medium _____

Large _____

X-Large _____

XX-Large _____

For those paying with Credit Card:

Card type:

Name as it appears on card:

Billing address of credit card:

Credit Card Number:

Expiration date:

Total amount to be charged:

E-mail:

Contact # (in case of questions regarding credit card):



front



back

A group teaching the memory verse in a
May - June 2012 Rainbow Express



Student Preparation Materials

Contains:

- Packing List
- Spiritual Preparation Helps
- Dress Code and Rules

Packing List

Here are some items you will need for your trip:

- 1) Bible: keep it with you all the time. It will be your most important lifeline for the week.
- 2) Sleeping bag or other bedroll
- 3) Air mattress or other cot (nothing bigger than twin size)
- 4) Towels, washcloths, toiletries
- 5) Your Rainbow Express material: your copies of the lessons for small group, plus any materials you need for your specific assignment (memory verse posters for the memory verse teacher, puppet music for the puppet wrangler, etc.)
- 6) Clothing: **see dress code on the next page**. Bring plenty of comfortable clothing and be ready for Texas summer weather, which means temperatures of 95° to 105°. **Note—if you choose to dress in something that does not fit with our dress code, a Mission Arlington staff member will ask you to change before you begin your day's assignments. This only slows down your group and gives you less time to effectively minister during the day. So, please stick to the dress code.**
- 7) **A daily backpack:** (This optional suggestion is borrowed from some of our groups, and it has worked great for them.) Bring a backpack with any or all of the following items:
 - 8) Extra Bibles to give away
 - 9) Small, basic first aid kit
 - 10) Trash bags for cleaning up while you are at Rainbow Express
 - 11) Water bottle (*very good idea*)
 - 12) Candy or small prizes to give away
 - 13) Extra activities to do with the children and youth at your Rainbow Express that match up with your skills. Whether it's a hacky sack or extra nail polish (pictured to the right) what hobby or talent do you have that you can share with the children you are ministering to on mission trip?



Telling Your Story

In Acts chapter 4 Peter, when threatened if he ever spoke in the name of Jesus again, responded “we cannot help speaking about what we have seen and heard.” Do you feel that way about your salvation? Are you so thrilled by the fact that God would save a sinner like you that you cannot help but talk about it.

Unfortunately, sometimes we convince our selves it is hard to talk about our faith. When we share our testimony, we are being witnesses, reporting the Good News of the everything-changing difference Christ has made in our lives. Here are some tips to help you share your testimony at Rainbow Express this week.

- **Be Brief**—Remember the age of the children you are working with. They have short attention spans. You want them to understand and remember your point. The longer you talk, the less they may walk away with. Your goal should be not more than five minutes each for two testimonies, six to seven minutes for one, tops.
- **Be Simple**—Your children will not understand the phrase “I used to really struggle with trying to keep the reprobate, carnal impulses of my fleshly nature under control until I accepted the sanctifying work of the Lamb on the cross”. They will understand “When I pray and ask Jesus for help, He helps me do what God wants me to do”. Avoid the temptation to speak *churchese* while you share. Talk like you really talk.
- **Be Animated**—Let your love for Jesus show in your words, face, gestures, and tone of voice. If you share your testimony like you would share a school report on 18th century garbanzo bean farming techniques, the children will not care. If you are excited about what Christ has done in your life, the children will be too.
- **Be Excited**—Sometimes there is a temptation to think that your personal testimony may not be as interesting as somebody else’s. Remember that we never need to compare our relationship with Christ to another. It took just as much of Jesus’ sacrifice to save us as it did any other human being on the planet. Be excited and grateful for what God did in your life, whether it happened as an adult in prison or a five-year-old in Sunday School.
- **Be Prayerful**—Like everything else you do this week, sharing your testimony must be bathed in prayer. Ask God to give you the right words and demeanor. Ask Him to prepare the hearts of the people that will be hearing.



But in your hearts revere Christ as Lord. Always be prepared to give an answer to everyone who asks you to give the reason for the hope that you have. But do this with gentleness and respect . . .

1 Peter 3:15

- **Give God the Glory**—This may sound obvious: but remember to make your testimony about God. Your testimony is not about the bad things you used to do. It’s not about the good things you do now. It is about the change that Jesus brought in your life. It is about His sacrifice and His forgiveness. Make sure people walk away from your testimony impressed by Jesus, not by you.

Prayer Guide

We will be serving with Mission Arlington this May - June because we believe that our Father, the Lord of the Harvest, is sending us into His harvest fields. With that in mind, we need to spend time each day as we prepare for this trip asking the Lord to make it exactly what He wants it to be. Here are some thoughts to help you in your prayer times for this mission trip.

- Pray for our team as we prepare to go. Help us to be ready logistically and, most importantly, spiritually. We can't be effective sharing the gospel until we ourselves are above all else in love with the Father.
- Pray for the Mission Arlington missionaries who will be "preparing the soil" before we arrive and following up with discipleship after we leave.
- Pray for each neighborhood where we will be ministering. Pray that God will draw *exactly* the people He wants to hear the message.
- Pray that the gospel will be presented clearly in all that we do.
- Pray that God will draw people to Himself and that they will respond to our message by putting their faith in Him.
- Pray for more year round missionaries for Mission Arlington who will continue to plant churches in these neighborhoods.

Some Scripture to Help You Pray

- As for me, far be it from me that I should sin against the Lord by failing to pray for you. And I will teach you the way that is good and right. 1 Samuel 12:23 ***We don't want to sin by not praying for the people God is sending us to teach.***
- Now to him who is able to do immeasurably more than all we ask or imagine, according to his power that is at work within us, ²¹ to him be glory in the church and in Christ Jesus throughout all generations, for ever and ever! Amen. Ephesians 3:20-21 ***We want this week to be according to God's plan, not ours. His perfect plan will be above and beyond anything we could plan.***
- Declare his glory among the nations, his marvelous works among all the peoples! 1 Chronicles 16:24. ***We go on mission because God is worthy of being shared about. Let's help Arlington see His marvelous works!***

The Rules

DRESS CODE

Mission Arlington's dress code is very basic. We ask all participants to dress modestly, comfortably, and in something where they are ready to work. Casual dress is fine all week long, Sunday included. Here are a few specific requests we make of all groups:

- Shorts are fine all week long. Please no short shorts.
- Footwear is up to you, but because we do so much work and active play outside we recommend tennis shoes over flip-flops.

Please remember that there are certain things you might wear at home working outside in the heat but that may not be the right image for knocking on doors and asking parents to let their children go with you. Because of this, please follow these additional guidelines all week long:

- T-shirts are great to wear, but please no tank tops or any other kinds of sleeveless shirts.
- Baseball caps are fine, but please wear forward at all times. Do not wear bandanas or any other type of head gear. (Winter headgear is okay if it's cold.)



CONDUCT GUIDELINES

- **Be focused on the most important thing:** Mission work is full of surprises. God has a specific plan for you, and for the many lives He will use you to touch. The best preparation for this experience is spiritual. Keep reading your Bible daily, both before you come, and while you are here. Make sure you keep your quiet time with the Lord as a firm commitment. Don't miss your moments with Him.
- **Let's be good stewards together:** All of Mission Arlington's facilities are donated to us. Any money that goes into repairs and maintenance is less money we can use in our assistance programs. So, let's be good stewards of what the Lord has given us. There is no housekeeping staff. So, help clean up spills, take out trash, and generally be clean and neat. (For example, don't use sidewalk chalk at Rainbow Express. It leaves work for apartment staff to wash it off.)
- **Help us present a good image to *everyone*** that may come through your activities or facilities and maintain a good relationship and a positive witness with the neighbors around your activities or facilities.
 - Make sure that your noise level is under control. Do not play loud music, stay up too late at your accommodations, etc. Help us be a good picture of Christ to those around you.
 - Be sensitive to other people's needs. Be courteous and grateful everywhere you go. It is especially crucial that you control the noise level where you are staying. We cannot have loud music, parties, outside games, etc. We want *everywhere* to be our mission field, and that includes where you sleep at night.



Large group time on the playground
at a prior year's Rainbow Express

Rainbow Express Preparation Materials

- Outline for each day's Rainbow Express
- Instructions for each team member
- Supplemental materials for each activity: memory verse, games, songs, etc.

Rainbow Express Overview

- ◆ When you arrive at your site, have one adult leader check in with the office of the apartment community each day to let them know you are there. Always offer to help with anything the office staff might need.
- ◆ Begin by gathering the children and teenagers that will be attending. This will involve knocking on all the doors of the apartment community to invite people.. The games leader and attendance taker will wait for the children at the site. All other team members need to **knock on doors**.
- ◆ As the children arrive, begin playing games. **Write down each child's name and apartment number** on the attendance sheet.
- ◆ After finishing the games, begin singing **songs** as you gather the children into a large group to begin. You may want to sing a couple of songs, then do a puppet song, then sing another song, then a puppet song. This will give the puppet team a chance to rest their arms in between songs.
 - ◆ The Song Leader will come to the front of the group to lead songs. One or two others may also want to come to the front to help show motions. Be sure to have several songs ready to sing and that everyone in the group knows the songs.
- ◆ Each day the Large Group Leader will welcome the children and provide an introduction to the day's themes and activities. The more creative and engaging the Large Group Leader acts, the more interested and involved the children will be during the large group.
- ◆ A couple of students share their **testimony**. (There are tips on preparing your testimony on the student preparation packet.)
- ◆ Ask for prayer requests and pray.

It is a crucial part of our witness to the character of God that we honor our commitments to the neighborhoods where we are holding Rainbow Express. That means don't arrive late to Rainbow Express and don't leave early.



- ◆ The Memory Verse leader will lead the children in learning the memory verse during the first **memory verse activity**. (There are suggested memory verse activities for each day in the memory verse teacher instructions portion of this section. Remember that you need to provide whatever materials you need for the memory verse activities.)
- ◆ Divide up into **small groups**, as small as you can depending on the number of children and people in your group. Plan on dividing your small groups based on age and gender (for example: 1) preschool, 2) younger elementary boys, 2) younger elementary girls, 3) older elementary boys, 4) older elementary

girls, and so on. Depending on who actually attends your Rainbow Express site be prepared to flex if need be in the way you divide.)


- ◆ Each small group team will share the day's Bible Story while in their small group.
- ◆ Take this time after the story to pray with the children in your small group. Ask them for things they would like to pray about. Tell God how awesome He is. Ask Him to help you and the children in your small group to listen to God and obey Him. Pray that the children in your group will get to know God and feel the love He has for them.
- ◆ Hands on activity: you will have an activity for the children in your small group to do during this time. Days 1, 2, and 4 you will have activity packets with coloring sheets, word searches, mazes, and memory-verse related word games. Day 3 you will make salvation bead bracelets. All of these materials will be provided by Mission Arlington while you are here.
- ◆ While still in small groups, review the week's memory verse. You can do a small group version of the same memory verse activity you used in large group time, or choose from one of the other suggested activities in the memory verse teacher material. (Remember that you need to provide whatever materials you need for the memory verse activities.)
- ◆ Reassemble for a large group **closing time**. The Large Group Leader will lead a short review time to help wrap up the day's activities.



- ◆ Play **games** until it is time for Rainbow Express to end.
- ◆ Pass out **snacks** to each child. Have the children eat snacks there so you can make sure all trash is cleaned up.
- ◆ It is mandatory that you walk each child home after Rainbow Express.
- ◆ After everything is cleaned up and all children are walked home, come back to Mission Arlington to turn in your reports for the day.

Tips for a Successful Rainbow Express

- ◆ **PRAY!** This is what will make or break your week. Everything you do must be bathed in prayer.
- ◆ When you first get out to the apartment community, most of the team needs to go door to door and round up the children. Some children will come early, so one or two people need to be ready to stay at the site to play games with the children (rather than knock on doors).
- ◆ Parents and older youth will probably stand around the perimeter. Get to know them, talk with them, and invite them to the Bible study at that particular apartment complex. You will receive the information about these Bible Studies when you are here.
- ◆ The opening and closing Large Group Times can be a difficult time to keep the children's attention. The more energy, preparation, and creativity you put in, the more interested and involved the children will become.
- ◆ Be sure you are always with the children. You can make a difference in their lives this week. They want and need your undivided attention.
- ◆ Love all the children. Try to get to know each of them.
- ◆ Remember that you have important jobs to be done. Don't forget your responsibilities.
- ◆ If you are not leading the singing or telling the story, sit among the children.
- ◆ Have fun! If you are having fun, the children will have fun. Likewise, if your attitude isn't the best, they will imitate your attitude.
- ◆ Everyone needs to make sure that every child and his/her apartment number are on the attendance list.
- ◆ Everyone work together and help each other.
- ◆ **PRAY!** Remember to **pray without ceasing** the whole week.




Adult Team Leader / Sponsor

- ◆ Be the prayer leader for your group. **Pray** for your team, the people you will encounter in Arlington, and for the Mission Arlington workers that are preparing the way and will be doing follow up.
- ◆ **Communicate with Mission Arlington** staff with any questions or problems during Rainbow Express: if you get lost, if you're not sure where to set up, if you need extra supplies, etc. Your primary Mission Arlington contact during the trip will be Matt Hart, cell phone number 817-929-2749.
- ◆ Make sure your team is getting **good contact info for everybody that attends** so that Mission Arlington missionaries can follow up.
- ◆ Make sure that **each day during the trip your report is turned in to Mission Arlington** at the end of the day (this will involve the day's Rainbow Express attendance and information on any special follow-up needs you encounter.)
- ◆ Each night during your trip: oversee the preparation of all other team members for tomorrow's Rainbow Express. Ensure that any advance preparation needed for crafts, memory verse activities, or closing activities has been done.
- ◆ Be very familiar with the lessons and activities for each day. **Make sure EVERY child gets walked home** at the end of EVERY Rainbow Express.
- ◆ The first day of Rainbow Express, be sure to **connect with the apartment manager** and any other office personnel in the neighborhood where you are leading Rainbow Express.

don't be *that* group

Mission Arlington will give you directions and instructions for every neighborhood where we send you. Please compare your GPS to these instructions. If they disagree, check with us before you go. Two years ago we had two groups miss the entire first day of Rainbow Express because they trusted their GPS and ended up *miles* from where the kids were waiting for them.



Small Group Teams

- ◆ You will be telling the stories to your small group. Pray that God will prepare the hearts of the kids you will be sharing with to hear His message.
- ◆ All the Bible stories this week are intended to help the children see that they can trust God's way for life and salvation.
- ◆ Before you come, read all of the stories in the Bible and as they are retold for children in the following pages. Know each story well. As you tell the story have your Bible open to the story. **Never read to the kids word for word from the packet!**
- ◆ Help your children or youth to understand that the story they are learning comes from the Bible. Be very familiar with the scripture and then use the retelling as a guide to communicate the themes to the children you are working with.
- ◆ Be excited about the story you are teaching. Have fun as you share the love of Christ. The kids need to know that you believe what you are saying and really want them to understand. Make eye contact with the kids and give them 100% of your attention and energy.
- ◆ Take the time to get to know the children in your small group. They need to know you care about them.
- ◆ Watch the kids as you teach. If you are losing their attention, try to involve them more. Make sure the kids hear the message.
- ◆ Review the story at the end by asking questions.
- ◆ Always have your Bible with you while you are leading your small group. Help the children understand that the stories you are teaching this week are true stories from the Bible that help us know how to follow Jesus.



Songs Leader

- ◆ You will be leading songs with your Rainbow Express group. Pray that God will help the kids to learn the songs so they can carry the message of Christ's love with them.
- ◆ The following pages contain some suggested "Sunday School songs" to get you thinking about songs to use.
- ◆ You are not limited to doing only the songs in the list. Feel free to do any other children's songs that your group knows. If you see songs you don't know in the packet, you can find lots of them on youtube.
- ◆ Have songs chosen ahead of time that you will sing each day. You can take requests, but have a list of songs ready.
- ◆ Sing "stand up" songs with lots of motions first, then sing "sit down" songs to prepare the children for the puppet show or Bible story.
- ◆ Be sure all of the team members know the songs you are going to sing. All team members should sing with enthusiasm.



1. Bubbling

It's bubbling, it's bubbling,
it's bubbling in my soul
There's singing and laughter
since Jesus made me whole
Folks don't understand it,
I cannot keep it quiet!!
It's bubbling, bubbling, bubbling,
bubbling, bubbling day and night

2. Come and Go with Me

Come and go with me to my Father's
house
Come and go with me to my Father's
house
It's a big, big house with lots and lots
of room
A big, big table with lots and lots of
food
A big, big yard where we can play
football
A big, big house, it's my Father's house

3. Deep and Wide

Deep and wide, deep and wide
There's a fountain flowin' deep and
wide
Deep and wide, deep and wide
There's a fountain flowin' deep and
wide

4. Do You Love my Jesus

Deep, deep Ohhh deep down down
Deep down in my heart, I love you
Jesus
Deep, deep Ohhh deep down down
Deep down in my heart
Do you love my Jesus deep down in
your heart?
Yes I love my Jesus deep down in my
heart!

5. Father Abraham

Father Abraham had many sons
Many sons had Father Abraham
I am one of them, and so are you
So let's just praise the Lord - Right
Arm!

...Left arm, right foot, left foot, nod
your head, turn around, sit down!

6. God Is So Good

God is so good, God is so good,
God is so good, He's so good to me
He answers prayer...
I love Him so....

7. Give Me Oil in my Lamp

Give me oil in my lamp,
Keep me burning, burning, burning
Give me oil in my lamp, I pray
Give me oil in my lamp,
Keep me burning, burning, burning
Keep me burning til the break of day
Sing Hosanna, sing Hosanna,
Sing Hosanna to the King of Kings
Sing Hosanna, sing Hosanna,
Sing Hosanna to the King

Give me gas in my Ford,
Keep me truckin' for the Lord....
Give me wax on my board,
Keep me surfin' for the Lord....
Give me umption in my gumption,
Make me function, function,
function....

8. The B-I-B-L-E

The B-I-B-L-E, yes that's the book for
me
I stand alone on the Word of God
The B-I-B-L-E

9. He's a Peach of a Savior

He's a peach of a Savior
He's the apple of my eye
He prunes away the branches
when my branches get too high
He stomps my grapes of wrath
when my life gets too tough
That's why I'm bananas for the Lord
He's the vine and we're the branches
He's the vine and we're the branches
He's the vine and we're the branches
That's why I'm bananas for the Lord

10. I'm All Wrapped Up

I'm all wrapped up, I'm all tied up,
I'm all tangled up in Jesus
I'm all wrapped up, I'm all tied up,
I'm all tangled up in God
I'm all wrapped up, I'm all tied up,
I'm all tangled up in Jesus
I'm all wrapped up, tied up, tangled up
in God

11. I'm Gonna Sing, Sing, Sing

I'm gonna sing, sing, sing
I'm gonna shout, shout, shout
I'm gonna sing, I'm gonna shout,
Praise the Lord
When those gates are opened wide
I'm gonna sit by Jesus' side
I'm gonna sing, I'm gonna shout,
Praise the Lord

12. I'm in the Lord's Army

I may never march in the infantry,
ride in the cavalry, shoot the artillery
I may never fly o'er the enemy
But I'm in the Lord's army, Yes sir!
I'm in the Lord's army, Yes sir!
I'm in the Lord's army, Yes sir!
I may never march in the infantry,
ride in the cavalry, shoot the artillery
I may never fly o'er the enemy
But I'm in the Lord's army

13. I've Got a River of Life

I've got a river of life flowing out of me
Makes the lame to walk and the blind
to see
Opens prisoners' doors, sets the
captives free
I've got a river of life flowing out of me
Spring up oh well (gush gush gush
gush)
within my soul
Spring up oh well (splish splash) and
make me whole
Spring up oh well (whoosh) and give to
me
That life abundantly

14. I've Got Joy Down in my Heart

I've got joy down in my heart
Deep deep down in my heart
Spell it J-O-Y Down in my heart
Deep deep down in my heart
Who put it there? Jesus put it there
And nothing can destroy it,
destroy it, destroy it — UGH!
I've got joy down in my heart
Deep deep down in my heart

15. I've Got Peace Like a River

I've got peace like a river, I've got
peace like a river
I've got peace like a river in my soul

I've got peace like a river, I've got
peace like a river
I've got peace like a river in my soul
I've got love like a mountain.....
I've got joy like a fountain.....
I've got peace, love, and joy
like a river mountain fountain.....

16. I Have So Much

I have so much, so much, so much, so
much, so much, so much, so much, so
much, so much, so much,
so much, so much, so much (clap) to
be thankful for. (REPEAT)
I have Jesus to be thankful for.....
I have the Bible to be thankful for.....
I have you to be thankful for.....

17. Little Square Box

If I had a little square box to put Jesus
in,
I'd take Him out and hug His neck
and share Him with a friend
But if I had a little square box
to put the devil in,
I'd take him out and STOMP HIS FACE
and put him back again.

18. I've Got the Joy, Joy, Joy, Joy

I've got the joy, joy, joy, joy down in
my heart
Where? Down in my heart
Where? Down in my heart
I've got the joy, joy, joy, joy down in
my heart
Down in my heart to stay
And I'm so happy, so very happy
I've got the love of Jesus in my heart
Down in my heart
And I'm so happy, so very happy
I've got the love of Jesus in my heart

And if the devil doesn't like it
he can sit on a tack! Ouch!.....
And if the devil doesn't like it
he can swallow a bomb! Boom!.....
And if the devil doesn't like it
he can fall off a cliff! Ahhh!.....
I've got the wonderful love of my
blessed redeemer way down in the
depths of my heart....

19. If You're Happy and You Know It

If you're happy and you know it clap

your hands
If you're happy and you know it clap
your hands
If you're happy and you know it
then your face will surely show it
If you're happy and you know it clap
your hands
If you're happy and you know it
stomp your feet...
If you're happy and you know it say
Amen...
If you're happy and you know it Praise
the Lord...
If you're happy and you know it say
Yee-Haw...

20. Jesus in the Morning

Jesus, Jesus, Jesus in the morning
Jesus at the noon time
Jesus, Jesus, Jesus when the sun goes
down

Love Him....
Serve Him...
Praise Him...
Share Him...
Thank Him...

21. Jesus Is my Rock

Jesus is my Rock, and He rolls my
blues away
Bop shoe Bop Shoe Bop Woo!!
(Repeat 2x)

22. Jesus Loves Me

Jesus loves me this I know,
for the Bible tells me so
Little ones to Him belong
They are weak but He is strong
Chorus:
Singing na na na na na na na na na-
Heh!
Na na na na na na na na- Huh!
Yes, Jesus loves me, Yes, Jesus loves
me,
Yes, Jesus loves me, The Bible tells me
so

Jesus loves me when I'm good
When I do the things I should
Jesus loves me when I'm bad
Though it makes Him very sad
(Chorus)

23. My God Is So Big

My God is so big, so strong and so
mighty
There's nothing my God cannot do
My God is so big, so strong and so
mighty
There's nothing my God cannot do
The mountains are His, the rivers are
His
The stars are His handiwork too
My God is so big, so strong and so
mighty
There's nothing my God cannot do, for
you

24. No One That I Know

No one that I know walks like you,
Talks like you, or looks like you
No one that I know is like you
No one else does what you do

25. Sheep Song

I wanna be a sheep baa baa,
I wanna be a sheep baa baa
Cuz Jesus loves sheep
I wanna be a sheep baa baa
I don't wanna be a goat nope nope
I don't wanna be a goat nope nope
Cuz there ain't no hope for goats
I don't wanna be a goat nope nope

26. Satan Didn't Like It

Satan didn't like it when we
Came outta the wilderness
Came outta the wilderness
Came outta the wilderness
Satan didn't like it when we
Came outta the wilderness
Walkin' with the Lord, Walkin' with
the Lord
Walkin' with the Lord
Satan didn't like it when we
Came outta the wilderness
Walkin' with the Lord
Swimmin' with the Lord...
Dancin' with the Lord...

27. Shake a Friend's Hand

Shake a friend's hand,
Shake the hand next to you
Shake a friend's hand and sing along
Shake a friend's hand,
Shake the hand next to you

Shake a friend's hand and sing,
Sing a ha-la-la-la-la-la-leluah,
Ha-la-la-la-la-leluah (repeat)

Scratch a friend's back, ...
Hug a friend's neck...

28. Swing Low, Sweet Chariot

Swing low, sweet chariot
Comin' fo' to carry me home
Swing low, sweet chariot
Comin' fo' to carry me home

29. On a Day Like This

On a day like this (clap, clap)
On a day like this (clap, clap)
On a day like this (clap) Ohhhhhhhh
I need the Lord to help me
On a day like this (stomp, stomp, clap,
clap)
On a day like this (stomp, stomp, clap,
clap)
On a day like this (stomp, clap)
Ohhhhhhhh
I need the Lord to help me

On a day like this (toot, toot, stomp,
stomp, clap, clap)...
On a day like this (pat, pat, toot, toot,
stomp, stomp, clap, clap)...
On a day like this (bounce, bounce,
pat, pat, toot, toot, stomp, stomp,
clap, clap)

30. The Fruit of the Spirit

The fruit of the Spirit's not a banana
The fruit of the Spirit's not a banana
If you wanna be a banana
You might as well hear it
You can't be a fruit of the Spirit
Cuz the fruit is love, joy, peace and
patience, kindness, goodness,
faithfulness, gentleness and self
control
The fruit of the Spirit's not a coconut...
The fruit of the Spirit's not a lemon...

31. This is the Day

This is the day, this is the day
That the Lord has made, that the Lord
has made
I will rejoice, I will rejoice
And be glad in it, And be glad in it
This is the day that the Lord has made

I will rejoice and be glad in it
This is the day, this is the day
That the Lord has made

32. This Little Light of Mine

This little light of mine, I'm gonna let it
shine
This little light of mine, I'm gonna let it
shine
This little light of mine, I'm gonna let it
shine
Let it shine, let it shine, let it shine
Hide it under a bush, oh no!
I'm gonna let it shine
Hide it
under a
bush, oh
no!
I'm gonna
let it shine
Hide it
under a
bush, oh
no!
I'm gonna
let it shine
Let it shine,
let it shine,
let it shine
Won't let
satan blow
it out,
I'm gonna let it shine

33. Walk, Walk, Walk, Walk in the Light

It's a great day to praise the Lord.
It's a great day to praise the Lord.
It's a great day to praise the Lord.
Walking in the Light of Love.
Walk, walk, walk, walk in the light
(Hey!)
Walk, walk, walk, walk in the light
(Hey!)
Walk, walk, walk, walk in the light
(Hey!)
Walking in the Light of Love.
It's a great day to hug a neck...
It's a great day to say "Amen!"...

34. What a Mighty God We Serve

What a mighty God we serve
What a mighty God we serve
Angels bow before Him
Heaven and earth adore Him.
What a mighty God we serve.

35. Who's the King of the Jungle?

Who's the king of the jungle? ooo ooo
Who's the king of the sea?
wiggie wiggie wiggie
Who's the king of the universe,
and who's the king of me?



I tell you J-E-S-U-S! Yes!
He's the King of me
He's the king of the universe,
the jungle, ooo ooo
and the sea. wiggie wiggie wiggie

36. With Jesus in your Boat

With Jesus in your boat,
you can smile through the storm
Smile through the storm,
smile through the storm
With Jesus in your boat,
you can smile through the storm
When you're sailing home
Sailing, sailing home, sailing, sailing
home
With Jesus in your boat, you can smile
through the storm when you're sailing
home

Memory Verse Teacher

- ◆ Pray that they will learn the verse of the week, so they can carry a piece of the Bible with them always.
- ◆ The children will have two opportunities to hear the memory verse each day: once in the opening time in a large group and once after the story time in a small group. You will be responsible for leading the memory verse activity in the large group.
- ◆ Read through the suggested activities ahead of time. Some require additional planning and/or materials. Make sure you have what you need.
- ◆ Make sure everyone on your team knows the activities you plan to use. Help the other small group leaders decide which memory verse activities they will do each day.
- ◆ Do more than just lead the activities as they are described in the packet. Spend time explaining the meaning of the verse and how it applies to life. Help the children understand what the memory verse means.
- ◆ The following page contains suggested memory verse activities that you can choose from. Remember that you need to provide whatever materials you need for the memory verse activities.
- ◆ The verse of the week is:

English: How great is the love the Father has given us so freely! Now we can be called children of God. And that's what we really are! 1 John 3:1

Spanish: ¡Fíjense qué gran amor nos ha dado el Padre, que se nos llame hijos de Dios! ¡Y lo somos! 1 Juan 3:1

Memory Verse Teacher (continued)

- **Teams:** Divide the kids into two teams. Let one side say the first part of the verse and let the others complete it. See how loud and soft and fast and slow each side can be. (Remember you can be creative in your team divisions: Boys v. Girls, Sandals v. Tennis Shoes, Eye or Hair Colors, kids wearing shorts v. kids wearing jeans...etc.) Compliment both teams on a job well done.
- **Memory Verse Challenge:** Make signs using construction paper with one or two words of the verse on each. Have several workers or children stand at the front and hold the signs so that everyone can see the words. Lead the children in saying the verse together a few times. Then, one at a time, have the sign holders hide their sign, and say the verse together again. Repeat this until all the signs are hidden and say the verse one more time.
- **Hand Signs:** Assign a hand motion for each word of the verse. Teach the children the hand signs and the words at the same time. Then say the words while the children only do the hand motions. And then do the hand motions while the children say the words.
- **Volley Verse:** Sit or stand in a circle. Take a soft ball or balloon and pass it around in a circle, each person saying one word of the verse as they hold the ball and pass it on. Go fast and slow, repeating the whole verse each time. When the kids feel comfortable saying the verse, volley the ball from person to person across the circle, letting each person say one word as they pass the ball.
- **Verse Pop:** Gather several small strips of paper and write one or two words of the verse on each strip. Put each paper inside a balloon and inflate the balloon. Let the children who are sitting the most quietly pop the balloon handed to them, and say the word they find inside. Have all the children repeat the word and continue until all the balloons are popped. Have a copy of the entire verse ready so that, in the end, the children can see the whole verse on one page. Repeat the verse several times with all the children. (It is a good idea to write numbers on the balloons so you can hand them to the children in the correct order. Also, be aware of smaller children who might be afraid of the popping noise.)
- **Verse Puzzle:** Write the verse on a piece of paper and cut the paper into 6-10 pieces. Let the children put the puzzle together as a team. Make sure everyone gets a chance to help. When it is finished, say the verse altogether. Put the puzzle together again. See how fast the children can finish the puzzle and say the verse.
- **Verse Sticks:** Write phrases of the verse on several craft sticks. Work together to put the sticks in the correct order.
- **Verse Chain:** Gather several small strips of paper and write one or two words of the verse on each strip. Working together in your small group, tape the links together in circles to make a paper chain. When you finish, say the verse all together.



Be sure to make a visual aid to help teach the memory verse.

PUPPETS

Remember that you can borrow puppets from Mission Arlington / Mission Metroplex if you do not have any.

Puppets have a power to draw people. Obviously a simple puppet show holds the most charm for young children. You will be amazed, however, how many parents, grandparents, aunts, and uncles will come to watch puppets just because they are curious. This gives you a great opportunity to connect with them and potentially share the gospel. So don't be afraid to try using them, even if you never have before. Here are some tips on how to easily incorporate puppets into your Rainbow Express program:

SONG TIME—Have the puppets sing along with the songs. This is fun for young children.

MEMORY VERSE—Have the puppets help teach the memory verse. We have found it to be especially helpful to have the children teach the memory verse to the puppets. Let the puppets “play dumb” so that it takes them several tries to learn it.

GATHERING—Have the puppets going while you are out knocking on doors and taking attendance. You will find the puppet show attracts plenty of curiosity.

CLOSING TIME—Have the puppets ask the review questions in the final large group time. Alternatively, you could have the puppets give funny answers to the review questions asked and let the children help correct them.

PREPARATION TIP: If you do not have a puppet stage you can easily make one out of a large cardboard box (at Mission Arlington we use refrigerator boxes or washer/dryer boxes). Just cut and unfold the box and then decorate the front with butcher paper, spray paint, or any other way that you would like.



PUPPET CONCERTS—One of the simplest and surprisingly effective ways to use puppets is to let them give a one or two song “concert” each day during your Rainbow Express program. We have had great response with upbeat Christian music, especially if there is an easy chorus the kids can catch on to and sing along with.

A NOTE ON PUPPET MUSIC—It is very important to remember that some songs that might be youth group favorites may be more likely to drive away than attract some parents. Keep in mind that the goal is to find opportunities to interact with all age groups, not just children and teenagers. If you would like to purchase puppet music instead of using what you already have, consider a series called RPM-Righteous Pop Music. You can order from them on-line from the company that produces them at onewaystreet.com.

Attendance Taker

- ◆ Pray for the children that will attend your Rainbow Express and for the Bible Study leaders that will follow-up with the children.
- ◆ The multi-housing communities where you will hold Rainbow Express are places with ongoing Mission Arlington Bible Studies, After School Programs, and other activities. The information you gather will be a valuable resource for the Mission Arlington teams doing follow-up after you are gone.
- ◆ THIS IS AN EXTREMELY IMPORTANT JOB! We need to know about every child, teenager, and parent you meet (and where they live) so that we can get them involved in weekly Bible study. Also, if a child accepts Christ as their Savior or needs special attention, you will mark this on the attendance sheet so the appropriate follow-up takes place.
- ◆ As children arrive for each day of Rainbow Express, ask for their name (first and last), age, apartment number, and building number (if applicable). *Please do not allow children to write on the attendance sheet.* Please neatly write down the information they give you.
- ◆ Be sure you have the attendance sheets before you depart for the site each day. Make sure you turn in these sheets after Rainbow Express each day. Mission Arlington will provide the blank sheets.

Dude, *great* day today. We had a one parent and two kids who accepted Christ, a teenager looking for a church, and a whole family that need Bibles in Spanish.

Awesome, I'll get those names to that neighborhoods' missionary tonight so they can start following up right away.

Yeah. We actually lost our attendance sheet. I remembered about half of the names and wrote them on this napkin. Some of their apartment numbers are under the ketchup spot. There's also one guy who wants to get baptized. He usually wears socks, so he should be easy to find again . . .

don't be *that* group

We take discipleship seriously at Mission Arlington. We know you do too. Help us by making sure we get good reports from you each day so we can follow up with all the people you make contact with.

Large Group Leader

- ◆ Pray for the children you will be teaching. Pray that this week the word of God will change their lives.
- ◆ It is your responsibility to help the program flow from one activity into the next activity while in a large group.
- ◆ At the beginning of each day, lead a brief introduction to help transition into the small group times. During the opening time, ask the kids questions about what they learned the day before. See if any of them know the memory verse.
- ◆ The theme for this week in the small group Bible stories is *Yes, Jesus Loves Me*. In each day's introduction you will want to help the children learn to love God's words. You want them to have a heart like Peter in John 6:68-69 when he said: "Lord, to whom shall we go? You have the words of eternal life, and we have believed, and have come to know, that you are the Holy One of God."
- ◆ Keep the kids involved and interested in everything you do.
- ◆ Always have your Bible with you while you are leading the large group. Help the children understand how much you love your Bible.
- ◆ It will not be your job to tell each day's Bible story. That will happen in the small groups.



This large group leader made a cape. You *know* the kids listened to her. Kids love capes.

Games Leader

- ◆ Be prepared to play some games before Rainbow Express begins as a way to gather and meet children. Play again afterwards to allow more interaction time with those who have come.
- ◆ Kids are more likely to listen to and interact with people they know care about them. Playing games is one way to build relationships with the kids. Pray that God will use the game time to build relationships between your team members and the children.
- ◆ Find ways to incorporate the concepts of the memory verse and lessons for each day into games you are playing.
- ◆ There is a list of games on the next page. You are not limited to the games on the list. Decide which games you are going to play each day. Involve everyone. Have some games prepared to play with older children and other games prepared to play with younger children.
- ◆ **The apartment managers in the places you will be serving have asked Mission Arlington not to use balls, Frisbees, or anything else that could potentially break windows in the apartment communities. Bring soft, Nerf® type balls and toys that cannot cause any damage.**



Games Leader (continued): SUGGESTED GAMES

- **Big, Bad Wolf:** Have the children stand in a line at one end of the game area. One leader or child is the “Big, Bad Wolf” and will stand at the other end of the area with her back to the children. In unison, the children shout, “What time is it Mr. Wolf?” The wolf answers with an hour, “4 o’clock”, for example. The children take that number of steps forward. If the wolf said “4 o’clock,” the children would take 4 steps toward the wolf. When the wolf thinks the children are close enough to her, she answers their question with, “It’s eating time!” Then she chases them back to their starting line. Anyone she tags joins her as a wolf. The game ends when all but one participant has been tagged.
- **Overall Understanding:** Players are divided into two teams. Teams line up in parallel rows with players standing behind one another. The first player on each team is given a beach ball, or balloon. When the leader says, “Go,” the first player on each line passes the ball backward over her head to the second player. The second player passes the ball under his legs to the next person in line, and so forth. The ball continues to be passed backward down the line, alternately over and under, until it reaches the last player. The last player, receiving the ball, runs to the front of his or her line and begins to pass the ball back again. This continues until every player on the line has a chance to be at the beginning. The team whose first player gets to the front of the line again is the winner.
- **Parachute:** You will have a tarp with you to use for the children to sit on each day. The tarp can double as a “parachute”. Have the kids stand on all sides of the tarp and hold it at waist level. Each side of the tarp is a team, making four teams. Put a beach ball on the tarp. Have the kids shake the tarp. They should try to shake the tarp so that the beach ball falls off another team’s side. Whenever the beach ball falls off the tarp, the team on that side gets a point. The team that has the fewest points at the end of the game wins.
- **Sharks and Minnows:** You will need a good size running area for this game. Have the children line up along one side of the area. They are the “minnows”. Have the leader stand in the middle of the area. The leader is the shark. When the shark yells “Go!”, the minnows run to the other end of the area. The shark runs around and tags as many minnows as possible before they reach the other end of the field. When a minnow is tagged, he or she must freeze wherever tagged. When all of the untagged minnows reach the end of the area, the shark yells, “Go!” again. This time the shark and the frozen minnows may tag the runners. The game continues until there is only one minnow left. That minnow is the winner and begins the next game as the shark.
- **Everybody’s It Tag:** There are two rules: (1) everybody is It, and (2) when a player is tagged, he or she is frozen. Have everyone stand in a circle. Then the leader shouts “Everybody’s it!” and the game starts (and quickly ends).
- **Hospital Tag:** The first time a player is tagged, she puts her hand on the part of herself that was tagged. The second time she is tagged, she must put her other hand on that area. The third time, because she is out of hands, she must sit down.
- **Trust Walk:** Choose a landmark in your area to be the “goal” of this game. A mailbox or tree will probably be readily available for this purpose. Blindfold one player and choose another player to be the “guide.” Have the rest of the children scatter themselves between the blindfolded person and the goal. The guide leads the blindfolded person through all the people to the goal while the children in the way will call out other directions. The blindfolded player must listen carefully to the guides instructions. Let the children take turns being blindfolded and being the guide.
- **Circle Spot Rush:** All players stand in a circle, arms’ length apart, facing inward. In the center of the circle are small markers (paper plates, pieces of construction paper, etc.). The number of markers is always one less than the number of players. The leader of the game stands just outside the circle and calls out various types of movement: run, skip, hop, etc. The players move clockwise around the circle in the way directed by the leader. The game leader can also call out *stop* (all players freeze wherever they are) or *about face* (players continue to move in the same manner but reverse directions). When the game leader yells *rush* all players run to the center of the circle and try to stand on one of the markers. Whichever player does not stand on a marker is eliminated. One marker is removed and play continues. The object of the game is to be the last player remaining.
- **Animal Relay:** Each small group will be a team. Teams stand in single file lines, facing a finish line about fifty feet away. The first player runs across the finish line, runs back, tags the next player, and goes to the end of the line. The relay continues until each player has run twice. While they run the game leader calls out various animals. All players must run like that animal until the next one is called. The first team to have all their players finish twice wins.
- **Elbow Tag:** Assign all players a partner. Spread pairs out evenly across the playing area. Have the pairs link arms. Choose one pair to start out as the chaser “It”, and the chatee. Just like regular tag, It tries to tag the chatee. If the chatee is tagged, he or she in turn becomes it and the chase reverses. The chatee’s goal is to link with another player. When the chatee links arms with one side of a pair, the other player must unlink, becoming the chatee.

Youth Leader

Teenagers will often gather around the periphery of your Rainbow Express. Choose at least one person (if possible one male and one female) to be ready to work with any youth.

- PRAY! Youth have always been a part of Rainbow Express, because groups like yours have always worked at making friends with the older students that hang out around your activities. However, we have really felt led to make a concentrated effort to expand the scope of Rainbow Express to include youth. Ask God to use the Rainbow Express that you lead exactly as He would desire.
- Be sensitive to the youth. Some may enjoy participating in parts of the regular Rainbow Express program, especially if they have younger siblings that are attending or if they are involved in helping in some way. Others will feel more comfortable staying completely separated from the children for the entire time.
- Be flexible. Every apartment community is different and every teenager is different. You might have no teenagers, you may have one, and there might be a dozen. Be prayerfully ready for whatever happens.
- Be sure to report any youth that attend on the Rainbow Express attendance sheet so that the Mission Arlington missionaries can effectively follow up.



There is no sure-fire method for working with youth, but here is one possible suggested schedule for a youth Rainbow Express:

While the children are:	The youth leaders are:
in opening large group: singing, puppets, memory verse, etc.	meeting any teenagers, going with them to invite their friends, etc.
in small groups: story, crafts	having the youth help to pass out craft supplies to children's small groups, then gathering in their own location. Lead a Bible Study based on the children's Bible Story for the day. Help the youth learn the memory verse.
in games time	having their own youth recreation time

Continued on next page

Youth Leader

TIPS ABOUT WORKING WITH INNER-CITY YOUTH FROM A MISSION ARLINGTON MISSIONARY

As you are gathering the younger children for Rainbow Express, inevitably you will see older youth who seemingly couldn't care less about hanging around with the little kids. Some of these youth will, however, hang out around the periphery of your Rainbow Express acting, of course, like they're not interested. But don't be fooled. If they're hanging out, they are interested.

- Introduce yourself: Don't wait for the youth to walk up to you—it won't happen. You (2 or 3 of you) should walk up to them, stick out your hand to shake theirs & introduce yourself. If you're meeting guys, invite them to throw the football, play soccer, or even wall-ball (at an appropriate place). Try to do this event somewhat removed from the younger kids because they may get distracted. If you're meeting girls who aren't interested in football, soccer, or wall-ball, just be prepared to sit with them and get to know them.
- Engage them: Maybe they can help you unload, carry boxes, pick up trash, help translate (lots of Spanish speaking kids will be attending Rainbow Express), play with the younger kids after Rainbow Express is over, etc. During this time, you will continue to get to know them.
- Develop a Relationship: Remember that in Jesus' ministry, he met physical & emotional needs a lot of time before he addressed a person's spiritual needs. Don't be judgmental even if their looks, language, or conversation startles you. Hopefully you will have four days with them, so get to know them and when the Spirit leads you, begin the conversation about a relationship with Christ. Don't make assumptions about whether or not they are believers. You'll come across both.



- Make Them Feel Special: You want them to know that you have planned this time for them. Come prepared with football, soccer ball, basketball, etc. Maybe bring an additional snack for them. Sit around with the youth & munch on chips or cookies while you get to know them. Bring a few Bibles (pick an easy to read translation like NIV) so as one reads they can all follow along. Keep the actual lesson time short—most of the time should be spent getting to know them & discussing the lesson.

2014 May–June Rainbow Express Curriculum

Stories, crafts, memory
verse activities, and
opening/closing
activities for all four
days of Rainbow
Express

Day One: God's Love is for Everyone!

- **Large Group**
 - Songs
 - Puppets
 - Testimony
 - Memory Verse: Fast and Slow
- **Small Group**
 - Story: The Story of Nineveh
 - Theme: God's Love is for Everyone.
 - Scripture for today's story: Jonah 1 and 3
 - Memory Verse Review
- **Large Group**
 - Story review questions

S
U
M
M
A
R
Y

Pre-Rainbow Express Gathering

You will begin each day by knocking on doors and then playing games to help attract children to your Rainbow Express.

Song Time/Puppets

When it is time to begin your activities, have all the children sit down in a large group. It would be helpful to bring a tarp for them to sit on. When the children are together and seated on the tarp, begin your song time.

The Song Leader will come to the front of the group to lead songs. One or two others may also want to come to the front to help show motions. Be sure to have several songs ready to sing and that everyone in the group knows the songs.

Each day at this time you will have a brief puppet show. There are several simple ways to do this. Suggestions on how to use puppets to help teach children are on page 35.

Testimony

The theme for this whole week of Rainbow Express is *Yes, Jesus Loves Me*. Each day you will be sharing stories, songs, crafts, and other activities that help the children understand that we can be sure that Jesus Christ is our only Savior. Obviously, the decision to follow Christ is an incredibly personal decision. It is important that the children and youth who attend your Rainbow Express understand that a personal relationship with Christ is a very important reality for the members of your group. Every day during the opening time one or two members of your group can share a short version of their testimony in front of the large group. The goal is to let the children see how listening and obeying as God has spoken in your life has made a practical and meaningful difference.

Memory Verse Activity

When the Large Group Leader finishes his opening time, the Memory Verse Teacher will come to the front to lead the memory verse activity. The large group memory verse activity for day one is "Fast and Slow". Have your poster of the memory verse available. Read through the verse all together several times to practice. Practice saying the memory verse faster and faster. Try saying it slower and slower. Say it in "slow motion", using exaggerated hand motions and deep slow motion voices.

TIP—The Large Group Leader should serve as a sort of "master of ceremonies" to keep each activity flowing smoothly. He should not, however, tell the day's Bible story. That will go much smoother in the small group time. Children listen more attentively in smaller groups.

Introduction of Today's Story--Building the Foundation

When the memory verse teacher is finished, the Large Group Leader will return to the front to provide a brief introduction to the day's theme and story. Each day you will re-introduce the concept that the Bible tells us that truth

Day One: God's Love is for Everyone!

about God's love and the Savior He sent for us. Take time to sum up the previous day's stories and themes. Be sure each day to introduce the theme for the day's story. The stories for the whole week are intended to show that we can be confident in Jesus as our Savior. Help the children understand that God wants desperately for all people to know Him and accept Christ as their Savior. When you have finished this introduction, divide the children into small groups to hear the Bible story.

Below is a suggested narrative to help with the day's introduction.

Thank you so much for coming to Rainbow Express this week. We're going to do a lot of fun things to help us learn about God and His love. We're going to see that God's love for us is the most important thing we can ever have. It's the most important message God has ever given us.

People say lots of different things about God. Some people have said He's far away. Others said He does not know us or does not care about us. None of those things are true. God loves us very much. He wants us to know that He loves us. God gave us the Bible to help us know that He loves us. The Bible is like a letter or a text message from God to us.

The Bible tells us lots of songs, poems, prayers, true stories, and more. Together, they all paint a picture of God's perfect love for us. One part of the Bible that tells us about God's love is from a letter in the Bible called 1st John. 1st John 3:1 says "How great is the love the Father has given us so freely! Now we can be called children of God. And that's what we really are!" That means God loves us so much He calls us His own children. The Bible is full of reminders of this perfect love God has for us. It tells us over and over that He wants us to be in His family.

It's sad, but sometimes we don't live like God loves us. We ignore or disobey God. We go against God's perfect plan for us. The Bible calls the bad things we do *sins*. A sin is anything we do, think, or say that is not what God wants. Our sins create a problem. They separate us from God. God doesn't stop loving us. God never will stop loving us. However, because He is perfect, He cannot be around our sin. God loves us so much that He did not give up on us. He did not just forget about us because of our sin. Instead, God made a way for us to be free from sin and know Him and His love.

Today we're going to learn the true story of a group of people whose whole city was full of sin. They were mean, dishonest, and violent. The whole world hated them. But God loved them. We're going to see what God did to show them His love.

Small Group Story Time

When the Large Group Time is over, divide the children into small groups for story time. The text provided here is to serve as a guide for you while you tell the story. Read it through several times and be able to tell it from memory. It is not important to be able to recite this story word-for-word. Your goal is to be able to relate the story to a level children will understand. Use the wording included here as suggestions to help you make these concepts understood by elementary age children. Feel free to adapt these words to fit well with your own style.

Today's Story:

Long ago, the city of Nineveh was the scariest place in the whole world. The people that lived there were hated by everybody else. They were known for being bullies. They fought, they stole, they lied. The Ninevites were bad, *bad* news. *Everybody* hated the Ninevites.

Not far from Nineveh was Israel. Most of the people of Israel knew the one true God. They knew that God loved them. They prayed to God. They read God's word. They loved God. They did not, however, love the Ninevites. They did not like the Ninevites. They were scared of the Ninevites, just like everybody else. Remember, *nobody* loved the Ninevites.

Nobody, that is, except God. God loves everybody. All of us. No matter who, no matter where, no matter what. He loves us. He hates our sin, because it pushes us away from Him, but He loves us. God felt the same way about the Ninevites. He hated the way they acted, but He loved them very, very much. God decided to send the Ninevites a message.

God spoke to one of the Israelites, a man named Jonah who sometimes delivered messages for Him. "Go to Nineveh," God told Jonah. He gave Jonah a message for the people there. Jonah was shocked. He could not believe God wanted him to go to Nineveh. The Ninevites were the enemies. They were bullies. They were scary and mean. Why

Day One: God's Love is for Everyone!

would God want to talk to them? Jonah could not understand God caring about the Ninevites.

Jonah decided to disobey God's instructions. He bought a ticket on a ship heading in the opposite direction, as far away from Nineveh as he could get. God knows us very well. He always knows what we are doing and thinking. He saw Jonah try to run away. He knew Jonah did not want to go to Nineveh, but God had not given up on the Ninevites. He still loved them and still wanted them to hear His message.

God sent a huge storm that stopped Jonah's ship. The wind and waves beat against the sides of the boat until Jonah was thrown overboard. Jonah was terrified. He thought he was going to drown. Jonah thought he was going to die for disobeying God's instructions, but God had another plan. God wanted to give Jonah another opportunity to obey, just like He wanted to do for the Ninevites, just like He does for us. God sent a *huge* fish that swallowed Jonah whole.

Jonah spent three days inside the fish, praying and thanking God for saving Him. The fish swam Jonah back to the land and spit him up on the beach. This time, Jonah obeyed and headed for Nineveh.

Jonah arrived at the huge, scary city. He walked in and shouted in front of all the people "In forty days God is going to destroy this city because of all the bad things you have done!" Then Jonah turned and walked away. He thought the Ninevites would never listen to him. He thought they would just keep on sinning. He was sure God would destroy them. Jonah sat outside the city to see his enemies punished by God.

But something amazing happened. The Ninevites that heard Jonah's message began to cry. They started to think about all the awful things they had done. They felt very sad because of all their sins. They were sorry for what they had done. The Ninevites who heard Jonah began telling their friends and neighbors what had happened. Their friends told others. Who told others. Who told others. Soon God's message spread throughout the city. It even reached the king.

When the king heard the message, he became incredibly upset. He ordered all the people of the city to show their sadness for what they had done. People stopped eating and drinking. They put on uncomfortable clothing. They cried and cried. The king wanted everybody to tell God how sorry they were. "Who knows?" the king said. "God may still love us and feel sorry for us. Maybe we won't be destroyed."

Outside the city, Jonah was watching and waiting. He wanted to see Nineveh be destroyed. He thought God was going to wipe Nineveh off the face of the Earth. Do you think that is what God wanted to do? Of course not! Remember that God loves us, *all of us*, more than we can imagine. He wants to forgive us and show us His love. He doesn't want us to be apart from Him. God forgave the Ninevites. The Bible tells us that He loves to forgive everybody who asks Him to. Jonah's story in the Bible says that God is gracious, tender, and kind, slow to get angry, and full of love.

Aren't we glad that God loves us so much? He sees our sin problem. He knows we mess up. He knows all the bad things we've ever done and are ever going to do. He knows us even better than we know ourselves . . . and He loves us anyway! God does not abandon us because of our sin problem. He sent a way fix our sin problem. Jesus came to save us from sin so that we can be God's children. Jesus lived a perfect life and then allowed Himself to be killed on a cross. He took the punishment you and I deserve for the wrong things we have done. The third day after Jesus died, He returned to life. He offers all of us a chance to have our sins taken away so that we can be the children of God.

The Bible is right: God's love for us really is amazing. He proved His love by saving people like the Ninevites. Their city was full of sin, but God loved them anyway and gave them the opportunity to be His children. God proved his love for us too. By dying on the cross, God showed us the most perfect love there has ever been. Sometimes we probably feel like we're pretty bad, just like the Ninevites. We need to remember that God loves us, like He loved the Ninevites. He wants to forgive us and save us from our sin.

If you want to know more about how to accept God's love and forgiveness, just ask us. We would love to help you know how.

Each day you will close the story time with an invitation to accept Jesus. Say something like this: God wants everybody to follow Him. The problem is that sometimes we do bad things that the Bible calls sin. A sin is anything that we do that God does not want us to do. God still loves us, even though we sin. That's why Jesus came. Jesus died on the cross to be punished for our sins. Then on the third day He came back to life. Now, for anybody who asks, Jesus will take away our sins and become a part of our lives. He will help us to follow Him. The Bible says that if we believe Jesus in our hearts and follow Him, He will save us from our sin and help us to follow God. Then one day we will be with Him in heaven. Anybody that wants to choose to follow Jesus can do that today. We would love to help you know how.

Prayer Time

Take this time after the story to pray with the children in your small group. Ask them for things they would like to pray about. Tell God how awesome He is. Ask Him to help you and the children in your small group to listen to God and obey

Day One: God's Love is for Everyone!

Him. Pray that the children in your group will get to know God and feel the love He has for them.

Craft

While still in your small groups, lead the children in making the craft or filling out the activities packet for the day. The craft time is not only a way to reinforce the lesson, but it also allows time to get to know the children in your small group. During this time, ask them questions about their families, friends, and school. Invest in their lives. Crafts and supplies will be provided while you are at Mission Arlington.

Memory Verse Activity

Each day the small group time will include a Memory Verse Activity. The Memory Verse time is one of the most important activities of the day. We want these children to remember God's word and why it is important to them. A list of potential activities is included in the Supplements and Handouts portion of this packet. Use a different idea from that list each day to help the children learn the words of the verse and to explain why it applies to their lives. (Some require extra preparation, so be sure to review the list in advance.) The memory verse for this week is:

English: How great is the love the Father has given us so freely! Now we can be called children of God. And that's what we really are! 1 John 3:1

Spanish: ¡Fíjense qué gran amor nos ha dado el Padre, que se nos llame hijos de Dios! ¡Y lo somos! 1 Juan 3:1

Wrap Up

Each day you will end your Rainbow Express in a second large group session. Have all the children return to the tarp where you started. Sometimes the movement from small groups to large group becomes distracting, especially to younger children. If you find your children becoming noisy as you return to your large group, consider singing a few songs to help everybody focus again.

The last thing you will do before games and snacks is to review the memory verse and the day's lesson. Have the large group leader give a brief re-telling of the day's story. As you tell the story, frequently pause to let the children answer questions and fill in the blanks about the lesson. When you finish reviewing the story, have everybody say the memory verse together one last time. After reviewing the memory verse, pray before dismissing to game time and snacks.

Game Time/Snacks

When you are finished, pray together and be ready to play games until the end of the Rainbow Express program. After the game time, pass out snacks, clean up the area, and walk everyone home. Return to Mission Arlington to turn in your materials and attendance sheet.

Day Two: God's Love is Free

SUMMARY

- **Large Group**
 - Songs
 - Puppets
 - Testimony
 - Memory Verse: Loud and Soft
- **Small Group**
 - Story: Naaman and Elisha
 - Theme: God's love is free. It doesn't cost anything.
 - Scripture for today's story: 2 Kings 5
 - Memory Verse Review
- **Large Group**
 - Story review questions

Pre-Rainbow Express Gathering

You will begin each day by knocking on doors and then playing games to help attract children to your Rainbow Express.

Song Time/Puppets

When it is time to begin your activities, have all the children sit down in a large group. It would be helpful to bring a tarp for them to sit on. When the children are together and seated on the tarp, begin your song time.

The Song Leader will come to the front of the group to lead songs. One or two others may also want to come to the front to help show motions. Be sure to have several songs ready to sing and that everyone in the group knows the songs.

Each day at this time you will have a brief puppet show. There are several simple ways to do this. Suggestions on how to use puppets to help teach children are on page 35..

Testimony

The theme for this whole week of Rainbow Express is *Yes, Jesus Loves Me*. Each day you will be sharing stories, songs, crafts, and other activities that help the children understand that we can be sure that Jesus Christ is our only Savior. Obviously, the decision to follow Christ is an incredibly personal decision. It is important that the children and youth who attend your Rainbow Express understand that a personal relationship with Christ is a very important reality for the members of your group. Every day during the opening time one or two members of your group can share a short version of their testimony in front of the large group. The goal is to let the children how listening and obeying as God has spoken in your life has made a practical and meaningful difference.

TIP—The Large Group Leader should see serve as a sort of “master of ceremonies” to keep each activity flowing smoothly. He should not, however, tell the day’s Bible story. That will go much smoother in the small group time. Children listen more attentively in smaller groups.

Memory Verse Activity

When the Large Group Leader finishes his opening time, the Memory Verse Teacher will come to the front to lead the memory verse activity. The large group memory verse activity for day two is “Loud and Soft”. Have your poster of the memory verse available. Read through the verse all together several times to practice. Practice saying the memory verse together. Slowly begin to increase the volume. Divide the children into two or more teams. Have them try saying the verse together as a team. See who can say it loud and who can say it soft. Try playing Telephone by having all the children sit in a circle. Have the verse travel around the circle by having each child whisper the next word in the verse to their neighbor.

Day Two: God's Love is Free

Introduction of Today's Story--Building the Foundation

When the memory verse teacher is finished, the Large Group Leader will return to the front to provide a brief introduction to the day's theme and story. Each day you will re-introduce the concept that the Bible tells us that truth about God's love and the Savior He sent for us. Take time to sum up the previous day's stories and themes. Be sure each day to introduce the theme for the day's story. The stories for the whole week are intended to show that we can be confident in Jesus as our Savior. Help the children understand that God wants desperately for all people to know Him and accept Christ as their Savior. When you have finished this introduction, divide the children into small groups to hear the Bible story.

Below is a suggested narrative to help with the day's introduction.

Thank you so much for coming to Rainbow Express today. We're going to keep learning about the amazing, unending love of God. Yesterday, we learned the story of the Ninevites. We learned that God proved to us that He loves all of us, no matter who we are or what we have done. Can you tell me what you remember about the story we learned yesterday? *(Go through a brief review of day one's story and theme.)*

Today we're going to learn more about God and how He loves us. We will see that not only is God's love for everybody, it's also a *gift*. When you receive a gift, you don't do anything to earn it. Somebody just gives it to you because they want to. If you had to do something to receive it, it wouldn't be a gift. God wants us to know that His love is a gift.

That means God loves you. He wants you to know it. You don't have to do anything to make God love you. In fact, you *can't* do anything to make God love you. God just loves you. He always has. He always will. That's the good news.

The bad news is sin. We talked about sin yesterday. Do you remember what sin is? It's anything we think, say, or do that goes against God's instructions and perfect plan for us. Sin is a huge problem in our lives because it pushes us away from God. God is perfect. He does not sin. You can't mix God's perfection and our sin, just like you can't mix light and dark or water and fire. Our sin keeps us from God.

Thankfully, God's love is much, much more powerful than our sin. Instead of just giving up on us because of our sin, God made a way to take away our sin and let us be with Him. Jesus died on the cross and returned to life to take away sin. He offers His forgiveness to us as a free gift. We don't buy it. We don't deserve it. We don't earn it. He just gives it to anybody that will accept it.

Today we're going to learn the true story of a man named Naaman who didn't understand that God's love is free. He tried to buy God's help. We'll see how God taught Naaman what His love is really like.

Small Group Story Time

When the Large Group Time is over, divide the children into small groups for story time. The text provided here is to serve as a guide for you while you tell the story. Read it through several times and be able to tell it from memory. It is not important to be able to recite this story word-for-word. Your goal is to be able to relate the story to a level children will understand. Use the wording included here as suggestions to help you make these concepts understood by elementary age children. Feel free to adapt these words to fit well with your own style.

Today's Story:

This whole week we're talking about God's love. Yesterday we talked about the Ninevites: a group of people so evil the whole world hated them. We learned that God loved them, just like He loves each and every one of us. Today we're going to learn about a man named Naaman. Naaman was a little confused about God's love too. Naaman thought he would have to *earn* God's love by saying or doing certain things. We're going to see that Naaman was wrong about trying to work for the love of God. God's love is a free gift available to anybody who wants it.

The Bible tells us the true story of Naaman's life. Naaman lived a very long time ago in a country called Syria. Naaman was very famous in Syria because he was a leader in the army. Everyone there, including the king, thought Naaman was one of the strongest and bravest men in the land. Naaman was rich, powerful, and popular, but he had one terrible problem: Naaman was very, very sick with a disease called leprosy.

Leprosy used to be one of the worst diseases in the world. There was no hope for people that had it. They often had to leave their families and their homes so that other people would not get sick. Leprosy made their skin turn white and get hard and rough. Eventually, people with leprosy died because of their disease.

There was a servant girl who worked in Naaman's house who had been taken from the country of Israel. In Israel she had learned about God and His love and power. The girl told Naaman that he should travel to Israel. "There is a man named Elisha there," she told Naaman. "Elisha is a servant of the one true God. If you go to Elisha, God might cure your leprosy."

Naaman decided to travel to Israel. He took with him a team of servants and bags of gold, silver, and fancy new clothing. Why do you think he took so much money with him? Naaman had a plan. He was going to try to buy a cure for leprosy from Elisha. Naaman was so rich and so famous that he thought his money would make God want to cure him.

Elisha heard that Naaman was coming to see him. He knew that Naaman wanted to try to buy God's help. Elisha decided to teach Naaman what God's love was really like: a free gift, not something you can work for. When Naaman arrived at his house, Elisha did not go out to meet him. Instead, Elisha sent his servant to give Naaman this instruction: "Go to the Jordan River and wash your skin seven times there. If you do this, you will be cured of leprosy."

Naaman was shocked. He was angry. He came ready to buy a cure, and instead God wanted him to go wash in a dirty river! Naaman turned around to return home to Syria. He wanted to buy God's healing, not follow God's instructions. Naaman's servants tried to calm Naaman down. "You would have given God all your money and new clothing," they reminded Naaman. "If he had told you to do some great, brave, heroic thing you would have done it. Why not just accept the gift He offers you?"

Naaman listened to his servants. Together, they went down to the Jordan River. Naaman washed his hard, white, leprosy skin seven times in the river. As he came out of the water the seventh time, something amazing happened! Naaman's skin was as soft and smooth as a newborn baby's. Naaman was so grateful and excited. He began to pray and thank God for curing him.

Naaman hurried back to Elisha's house. This time, Elisha did come out to talk to him. "Thank you so much," Naaman said. "I see now that the God you serve really is the one true God." Naaman was so grateful that he offered all of the gold, silver, and clothing he had brought to Elisha as a thank you gift. Elisha did not accept Naaman's gift. He wanted Naaman to understand that God's gifts are free to us. All we have to do is follow His instructions about receiving them. Naaman returned to his own country, thanking God all the way for healing his leprosy.

We can learn from Naaman's story that we don't *work* to receive God's free gift of love. We just have to accept His free gift. We do that by believing what He tells us and following His instructions to receive them. The Bible calls that strong trust we have in God *faith*. Having faith in God's love lets us accept that He wants to forgive us and save us.

We all need God's help just as much as Naaman did. We have a problem even greater than leprosy, however. We learned yesterday that all of us have sometimes disobeyed God. These bad things that we think, do, and say are called *sin* in the Bible. Sin is a big problem because it separates us from God. God still loves us very much, even though we sin. Our sins, though, keep us away from Him because He is perfect. We need to be forgiven of our sin just like Naaman needed to be healed of his leprosy.

Jesus came and took the punishment for our sins by dying on the cross. He came back to life on the third day. He offers all of us the free gift of forgiveness and a new friendship with God. If you want to know more about how to accept this free gift, please ask us. We would love to help you know how.

Each day you will close the story time with an invitation to accept Jesus. Say something like this: God wants everybody to follow Him. The problem is that sometimes we do bad things that the Bible calls sin. A sin is anything that we do that God does not want us to do. God still loves us, even though we sin. That's why Jesus came. Jesus died on the cross to be punished for our sins. Then on the third day He came back to life. Now, for anybody who asks, Jesus will take away our sins and become a part of our lives. He will help us to follow Him. The Bible says that if we believe Jesus in our hearts and follow Him, He will save us from our sin and help us to follow God. Then one day we will be with Him in heaven. Anybody that wants to choose to follow Jesus can do that today. We would love to help you know how.

Prayer Time

Take this time after the story to pray with the children in your small group. Ask them for things they would like to pray about. Tell God how awesome He is. Ask Him to help you and the children in your small group to listen to God and obey Him. Pray that the children in your group will get to know God and feel the love He has for them.

Craft

While still in your small groups, lead the children in making the craft or filling out the activities packet for the day. The craft time is not only a way to reinforce the lesson, but it also allows time to get to know the children in your small group. During this time, ask them questions about their families, friends, and school. Invest in their lives. Crafts and supplies will be provided while you are at Mission Arlington.

Memory Verse Activity

Each day the small group time will include a Memory Verse Activity. The Memory Verse time is one of the most important activities of the day. We want these children to remember God's word and why it is important to them. A list of potential activities is included in the Supplements and Handouts portion of this packet. Use a different idea from that list each day to help the children learn the words of the verse and to explain why it applies to their lives. (Some require extra preparation, so be sure to review the list in advance.) The memory verse for this week is:

English: How great is the love the Father has given us so freely! Now we can be called children of God. And that's what we really are! 1 John 3:1

Spanish: Fijense qué gran amor nos ha dado el Padre, que se nos llame hijos de Dios! ¡Y lo somos! 1 Juan 3:1

Wrap Up

Each day you will end your Rainbow Express in a second large group session. Have all the children return to the tarp where you started. Sometimes the movement from small groups to large group becomes distracting, especially to younger children. If you find your children becoming noisy as you return to your large group, consider singing a few songs to help everybody focus again.

The last thing you will do before games and snacks is to review the memory verse and the day's lesson. Have the large group leader give a brief re-telling of the day's story. As you tell the story, frequently pause to let the children answer questions and fill in the blanks about the lesson. When you finish reviewing the story, have everybody say the memory verse together one last time. After reviewing the memory verse, pray before dismissing to game time and snacks.

Game Time/Snacks

When you are finished, pray together and be ready to play games until the end of the Rainbow Express program. After the game time, pass out snacks, clean up the area, and walk everyone home. Return to Mission Arlington to turn in your materials and attendance sheet.

Day Three: For God so Loved the World . . .

SUMMARY

- **Large Group**
 - Songs
 - Puppets
 - Testimony
 - Memory Verse: Teams
- **Small Group**
 - Story: Jesus's Death and Resurrection
 - Theme: For God so Loved the World . . .
 - Scripture for today's story: Luke 22:7-53,66-71; 23:1-55; 24:1-11; John 12:12-16; 18:28-40; 19:1-37; Acts 1:3-8; Matthew 28:18-20
 - Memory Verse Review
- **Large Group**
 - Story review questions

Pre-Rainbow Express Gathering

You will begin each day by knocking on doors and then playing games to help attract children to your Rainbow Express.

Song Time/Puppets

When it is time to begin your activities, have all the children sit down in a large group. It would be helpful to bring a tarp for them to sit on. When the children are together and seated on the tarp, begin your song time.

The Song Leader will come to the front of the group to lead songs. One or two others may also want to come to the front to help show motions. Be sure to have several songs ready to sing and that everyone in the group knows the songs.

During this time you will also have the puppets sing their song(s). Doing the puppet show in between songs can help keep the children's attention. You are provided with one song for each day. If the children are responding well and enjoying the puppet music, it is okay to perform more than one of the songs and repeat the songs from day to day.

Testimony

The theme for this whole week of Rainbow Express is *Yes, Jesus Loves Me*. Each day you will be sharing stories, songs, crafts, and other activities that help the children understand that we can be sure that Jesus Christ is our only Savior. Obviously, the decision to follow Christ is an incredibly personal decision. It is important that the children and youth who attend your Rainbow Express understand that a personal relationship with Christ is a very important reality for the members of your group. Every day during the opening time one or two members of your group can share a short version of their testimony in front of the large group. The goal is to let the children see how listening and obeying as God has spoken in your life has made a practical and meaningful difference. *(For help on sharing in a way that will be age-appropriate and meaningful with children, each person who plans to give their testimony should read the sheet Tips on Preparing Your Testimony in the training materials section of this packet.)*

TIP—The Large Group Leader should serve as a sort of “master of ceremonies” to keep each activity flowing smoothly. He should not, however, tell the day's Bible story. That will go much smoother in the small group time. Children listen more attentively in smaller groups.

Memory Verse Activity

When the Large Group Leader finishes his opening time, the Memory Verse Teacher will come to the front to lead the memory verse activity. The large group memory verse activity for day three is “Teams”. Have your poster of the memory verse available. Read through the verse all together several times to practice. Divide your children into teams. Have the teams compete saying the memory verse many different ways: loudest, softest, fastest, slowest, telephone style, English, Spanish, with hand motions, etc.

Day Three: For God so Loved the World . . .

Introduction of Today's Story--Building the Foundation

When the memory verse teacher is finished, the Large Group Leader will return to the front to provide a brief introduction to the day's theme and story. Each day you will re-introduce the concept that the Bible tells us that truth about God's love and the Savior He sent for us. Take time to sum up the previous day's stories and themes. Be sure each day to introduce the theme for the day's story. The stories for the whole week are intended to show that we can be confident in Jesus as our Savior. Help the children understand that God wants desperately for all people to know Him and accept Christ as their Savior. When you have finished this introduction, divide the children into small groups to hear the Bible story.

Below is a suggested narrative to help with the day's introduction.

This week we are learning about God's love. We have learned that God loves us so much that He wants us to be His family. Do you remember the Bible Verse we have been learning? (*Allow the children to say the verse to you.*) That's right. 1 John 3:1 says "How great is the love the Father has given us so freely! Now we can be called children of God. And that's what we really are!" Aren't we grateful that God wants us in His family?

Two days ago we learned that God's love is for everybody. Yesterday, we learned that we don't have to earn God's love; we just have to receive it. Today we're going to learn the most important lesson of all: how God takes away our sin so we can receive His love.

You will never learn anything more important in your whole life than understanding that God loves you. He cares for you. He wants to be with you. He wants you in His family. All you have to do is accept God's love. God, however, had to do something very, very hard to give His love to you. God knows that our sin pushes us away from Him. He knows that, as long as we have sin, we can never really be part of His family. That's why He made a way to take away sin. Today we're going to see what that way is.

Small Group Story Time

When the Large Group Time is over, divide the children into small groups for story time. The text provided here is to serve as a guide for you while you tell the story. Read it through several times and be able to tell it from memory. It is not important to be able to recite this story word-for-word. Your goal is to be able to relate the story to a level children will understand. Use the wording included here as suggestions to help you make these concepts understood by elementary age children. Feel free to adapt these words to fit well with your own style.

Today's Story:

Jesus lived His life on earth differently than anybody else before or since: He never sinned. Not once did Jesus ever do or say anything that went against what God wanted. Instead, Jesus lived His life teaching people that God loved them.

Jesus gathered a group of people that traveled with Him everywhere He went. Jesus walked from town to town, telling people about God's love. He reminded people that more than anything God wants to save us from our sins so that we can love Him and love each other.

As Jesus traveled around, He did amazing things to show people that He truly was God's Son. He made blind people able to see and deaf people able to hear. He turned five small loaves of bread and two fish into enough food for thousands of people. He spoke to the wind and the rain and they obeyed what He said. Jesus walked on water, cured diseases, and even raised dead people back to life.

Everywhere He went, people began to become excited about Jesus and His message. Some people were very happy. They were glad to hear that God loved them, even though they had sinned. They were happy to know that God wanted to take away their sins. They believed that Jesus was the Savior that God had been promising for so long.

Other people were not happy. They did not like Jesus' message. They did not believe that Jesus was God's Son. They were very angry about everything that Jesus did and taught.

Do you know why these people were so angry? They were people that for a long time had followed God's instructions. They made obeying the rules the most important thing in their lives. In fact, they worked so hard at following the rules that they forgot the reason for the rules in the first place.

Remember that God gave His instructions in the first place to help people know how to love Him and to sin less. Sadly, many people began to treat the rules as more important than God Himself. Part of Jesus' message was that more than anything else God is a God of love. He loves people and cares for people. This message angered the people who had begun

Day Three: For God so Loved the World . . .

to love God's rules more than they loved God.

As Jesus continued to teach, more and more people came to listen to His message. Everywhere Jesus went huge crowds followed Him. The more popular Jesus' teaching became, the angrier His enemies were.

One Sunday, after about three years, Jesus was traveling into Jerusalem, the capital of the country. The crowds were excited to see Him coming. Thousands of people crowded into the streets to watch Jesus ride into the city on a donkey. They waved palm branches in the air and shouted and sang. Some people took off their jackets and laid them in the streets so that Jesus would have a soft path. Many people wanted to make Jesus the king of the whole country.

As all the people cheered for Jesus, it seemed that everything was going well for Jesus, but He knew the truth. Jesus knew that He did not leave Heaven to become a king on Earth. Jesus came to die. He came to be punished for sins that were not His. Jesus came to die for what we have done.

Jesus' enemies were furious. They could not believe that so many people came to see Jesus. They were angry that so many people loved the man that they hated.

Thursday of that week was a special holiday. Jesus celebrated that evening with twelve of His closest friends and followers. Most of them did not realize that anything bad was happening, but Jesus knew. He knew that one of His own friends had made a deal with His enemies. That night, one of Jesus' followers was planning to give Him to His enemies.

After dinner Jesus took His friends to a park. He spent most of the night talking to His Father, God. Jesus knew that soldiers were coming to take Him. He told His Father that He would do whatever God wanted Him to do.

During the night the soldiers came to arrest Jesus. They took Him back to the home of His enemies. All night long His enemies beat Him, made fun of Him, and told lies about Him to find reasons to kill Him. The next morning, they took Jesus to the governor.

The governor could not find anything wrong that Jesus had done. He wanted to let Jesus go. Jesus' enemies brought a huge crowd to the governor's court. They screamed that they wanted Jesus to die. Finally the governor was so afraid of the crowd that he gave Jesus to them.

Jesus was hurt badly. They beat His back with long pieces of leather that had sharp rocks or metal in them. They pushed a crown made of twisted thorn branches down on to His head. They hit Jesus with sticks and their fists. Finally they put a huge wooden log across His shoulders. They forced Him to carry it all the way out of the city and up a hill that the people called Skull Hill.

The soldiers killed Jesus in a terrible way called crucifixion. They laid the great log that Jesus carried across another one in the shape of a T to make something called a cross. They pushed Jesus down on the cross and spread His arms out. They hammered huge nails into His wrists and feet to hold Him to the cross. Last, they stood the cross up so that Jesus was hanging on it in front of all the people.

Being crucified was a terrible way to die. The nails tore into Jesus' hands and feet. The wood of the cross hurt His back. The thorns cut His head. It was very hard to breathe. For six hours Jesus hung on that cross, feeling so much pain so that He could take the punishment for all the bad things that we have done. At the end of six hours, Jesus called out, "It is finished." As His friend and enemies looked on, Jesus died.

God saw everything that was happening to Jesus. God, who had created everything that is with only His words, could have stopped Jesus' enemies at any time. He could have saved His son from so much pain and suffering. Why do you think Jesus chose to let Himself be crucified? Why do you think His Father did not stop Him?

God wants to take away our sins. God knew that it would cost Jesus' own death on the cross, but He loved us so much that He sent Him anyway. The Bible says that God loved the world so much that He sent His only son to the world so that anybody who believes in Him will be saved.

Some of Jesus' followers took His body down from the cross and cleaned it up. They wrapped His body in cloth and laid Him in a cave that was used as a tomb. Jesus' enemies rolled a giant round stone across the door of the cave so that nobody could come in. His enemies thought they would never see Jesus again.

The Sunday morning after Jesus died some women who believed He was God's Son came to visit His body. When they got to the cave they found a huge surprise. The giant stone was rolled away. The soldiers that Jesus' enemies had put there to guard His body were unconscious. And the cave was empty!

The women were amazed and confused. They did not understand what had happened. They thought that maybe somebody had stolen Jesus' body. As the women stood there, two shining and mighty angels appeared. "Why are you looking for Jesus here with the dead?" The angels asked happily. "Jesus is not dead. He has returned to life, just like He said that He would. Quickly, go tell all of His followers that Jesus is alive!" The women ran off to tell Jesus' other followers.

Over the next forty days Jesus Himself visited many of His friends. He showed them that He really was alive. They saw the holes in His wrists and feet where the nails had been. Jesus' followers were more excited than we can imagine. Jesus truly was the Son of God. He had died to take away our sins and then come back to life.

Day Three: For God so Loved the World . . .

After visiting His friends for forty days, Jesus met many of them on top of a mountain. He gave them one new instruction. “Go to the whole world,” Jesus said “and tell them about Me and everything I have taught you. And don’t be afraid, because I will be with you wherever you go, even until the end of the world.”

The love of God is greater and more powerful than all the sin in the world. The memory verse we’ve been learning this week reminds us that God’s love is so great that He wants us to be His family. Jesus paid the price with His own death to take away sin so that we can be in God’s family. If you would like to know how to receive this free gift, just ask us. We would love to help you know how.

Each day you will close the story time with an invitation to accept Jesus. Say something like this: God wants everybody to follow Him. The problem is that sometimes we do bad things that the Bible calls sin. A sin is anything that we do that God does not want us to do. God still loves us, even though we sin. That’s why Jesus came. Jesus died on the cross to be punished for our sins. Then on the third day He came back to life. Now, for anybody who asks, Jesus will take away our sins and become a part of our lives. He will help us to follow Him. The Bible says that if we believe Jesus in our hearts and follow Him, He will save us from our sin and help us to follow God. Then one day we will be with Him in heaven. Anybody that wants to choose to follow Jesus can do that today. We would love to help you know how.

Prayer Time

Take this time after the story to pray with the children in your small group. Ask them for things they would like to pray about. Tell God how awesome He is. Ask Him to help you and the children in your small group to listen to God and obey Him. Pray that the children in your group will get to know God and feel the love He has for them.

Craft

While still in your small groups, lead the children in making the craft for the day. The craft time is not only a way to reinforce the lesson, but it also allows time to get to know the children in your small group. During this time, ask them questions about their families, friends, and school. Invest in their lives.

Salvation Necklaces

Supplies: For each child—one string or cord for necklace, and five beads, one each of red, black, white, green, yellow, plus one additional bead of any color.

For instructions on how to make today’s craft, see the following pages. Step by step instructions on which order to put the beads on the bracelet and bilingual explanations of the colors’ meanings are included. You will also find optional hand out pages to give the children to help them remember the meaning of the bracelet. During this craft you will be explaining God’s plan for salvation. It is very important that you approach it with sensitivity to children that may be ready to make decisions to accept Christ. Please spend time in practice and prayer so that you will be ready when the time comes to clearly explain what salvation means.

Memory Verse Activity

Each day the small group time will include a Memory Verse Activity. The Memory Verse time is one of the most important activities of the day. We want these children to remember God’s word and why it is important to them. A list of potential activities is included in the Supplements and Handouts portion of this packet. Use a different idea from that list each day to help the children learn the words of the verse and to explain why it applies to their lives. (Some require extra preparation, so be sure to review the list in advance.) The memory verse for this week is:

English: How great is the love the Father has given us so freely! Now we can be called children of God. And that’s what we really are! 1 John 3:1

Spanish: Fíjense qué gran amor nos ha dado el Padre, que se nos llame hijos de Dios! ¡Y lo somos! 1 Juan 3:1

Day Three: For God so Loved the World . . .

Wrap Up

Each day you will end your Rainbow Express in a second large group session. Have all the children return to the tarp where you started. Sometimes the movement from small groups to large group becomes distracting, especially to younger children. If you find your children becoming noisy as you return to your large group, consider singing a few songs to help everybody focus again.

The last thing you will do before games and snacks is to review the memory verse and the day's lesson. Have the large group leader give a brief re-telling of the day's story. As you tell the story, frequently pause to let the children answer questions and fill in the blanks about the lesson. When you finish reviewing the story, have everybody say the memory verse together one last time. After reviewing the memory verse, pray before dismissing to game time and snacks.

Game Time/Snacks

When you are finished, pray together and be ready to play games until the end of the Rainbow Express program. After the game time, pass out snacks, clean up the area, and walk everyone home. Return to Mission Arlington to turn in your materials and attendance sheet.

Day Three Craft

Note-When explaining the meanings of the colors refer to the bead and the sin it represents as dark rather than black.

DARK- This reminds us of sin. Sin is anything we do that is not what God wants us to do. The Bible says that everyone has sinned.

OSCURO- Este representa el pecado. El pecado es cualquier cosa que hacemos que no complace a Dios. La Biblia nos dice que todos hemos pecado.

RED- This reminds us of Jesus' blood. Jesus was God's Son and He died on the cross to pay the punishment for our sins.

TIP—This page is given for small group leaders to use as a guide to help them when explaining the meanings of the colors. The next two pages are intended as optional extras you can send home with your Rainbow Express students to help them remember the meaning of the necklace.

ROJO- Este representa la sangre de Jesús. Jesús es el Hijo de Dios y El murió en la cruz para pagar por las consecuencias de nuestros pecados.

WHITE- This reminds us of our new lives. The Bible says that after we have accepted Jesus, we are brand new. He cleans out the sin that was in us. Jesus is in our lives! He will never leave!

BLANCO- Este representa nueva vida. La Biblia dice que al aceptar a Jesús como nuestro Salvador, somos hechos nuevos. El limpia el pecado que estaba dentro de nosotros. ¡Esto es porque Jesús esta en nuestras vidas!

GREEN- This reminds us that we are to grow as a Christian. In order to grow in our relationship with God, we need to pray, read the Bible, and hang out with other Christians by coming to Bible Study.


VERDE- Este representa crecimiento como Cristiano. Para crecer necesitamos tener una relación con Dios. Esto es posible orando, leyendo la Biblia, y teniendo convivió con otros Cristianos por venir al Estudio Bíblico.

YELLOW- This reminds us of Heaven! The Bible says that every person who has trusted Jesus to be his or her Savior will spend forever in Heaven with Him.


AMARILLO- Este representa el cielo. La Biblia nos dice que cada persona que ha puesto su fe en Jesús como Salvador estará por toda la eternidad en el cielo a lado de El.

Day Three: Salvation Cross Step-By-Step

Instructions




Put one end of the string through the black bead. Put the bead in the middle of the string.




Put both ends of the string through the red bead. Move the red bead to let it rest on top of the black.




Put the white bead over one end of the string and let it fall to the red bead.



Put the other end of the string through the green bead.



Pull both ends of the string through the yellow bead.



Line up the green and white beads next to each other on top of the red bead. Move the yellow bead down to just above them. Put the filler bead (usually clear, but can be any extra bead that you want to use) in between the green and white beads. ***The open ends of the filler bead need to be against the sides of the other two.*** (In other words, the filler bead has to be perpendicular to the green and white.) Push the yellow bead down so that it tightens the string through the green and white beads. The green and white beads should squeeze tight enough to keep the filler bead in place. If you have gel glue, a little bit will help keep the beads secure. Tie a knot just above the yellow bead. Make sure you tie it tightly enough to keep the yellow bead secure against the others or the filler bead might fall out. (Tying more than one knot can help keep the yellow bead from being able to slide up the string.) Tie the two ends of the string together, and your cross is complete.



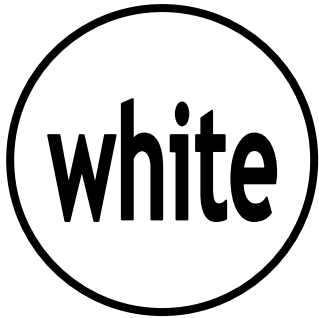
Sometimes I do bad things that make God sad.

A veces hago cosas malas que no le gustan a Dios.



Jesus loves me, so He died on the cross to help me.

Jesús se murió en la cruz por mí porque me ama.



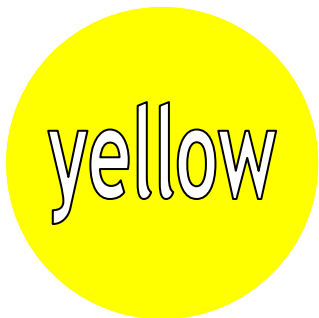
Jesus can take away all the bad things I do.

Jesús puede quitar todas las cosas malas que hago.



I can follow Jesus and learn to be more like Him.

Yo puedo seguir a Jesús y aprender ser mas como El.



One day I will be with Jesus in Heaven.

Un día estaré en El Cielo con Jesús.

oscuro

Pues todos han pecado y están privados de la gloria de Dios.

Romanos 3:23

rojo

Pero Dios demuestra su amor por nosotros en esto: en que cuando todavía éramos pecadores, Cristo murió por nosotros.

blanco

Por lo tanto, si alguno está en Cristo, es una nueva creación. ¡Lo viejo ha pasado, ha llegado ya lo nuevo!

verde

Por tanto, imiten a Dios, como hijos muy amados. Efesios 5:1

amarillo

En el hogar de mi Padre hay muchas viviendas; si no fuera así, ya se lo habría dicho a ustedes. Voy a prepararles un lugar. Y si me voy y se lo preparo, vendré para llevármelos conmigo. Así ustedes estarán donde yo esté. Juan 14:2-3

Day Four: God's Love Transforms Us

SUMMARY

- **Large Group**
 - Songs
 - Puppets
 - Testimony
 - Memory Verse: Next Word Relay
- **Small Group**
 - Story: Saul Becomes Paul
 - Theme: God's Love Transforms Us
 - Scripture for today's story: Acts 9
 - Memory Verse Review
- **Large Group**
 - Story review questions

Pre-Rainbow Express Gathering

You will begin each day by knocking on doors and then playing games to help attract children to your Rainbow Express.

Song Time/Puppets

When it is time to begin your activities, have all the children sit down in a large group. It would be helpful to bring a tarp for them to sit on. When the children are together and seated on the tarp, begin your song time.

The Song Leader will come to the front of the group to lead songs. One or two others may also want to come to the front to help show motions. Be sure to have several songs ready to sing and that everyone in the group knows the songs.

During this time you will also have the puppets sing their song(s). Doing the puppet show in between songs can help keep the children's attention. You are provided with one song for each day. If the children are responding well and enjoying the puppet music, it is okay to perform more than one of the songs and repeat the songs from day to day.

Testimony

The theme for this whole week of Rainbow Express is *Yes, Jesus Loves Me*. Each day you will be sharing stories, songs, crafts, and other activities that help the children understand that we can be sure that Jesus Christ is our only Savior. Obviously, the decision to follow Christ is an incredibly personal decision. It is important that the children and youth who attend your Rainbow Express understand that a personal relationship with Christ is a very important reality for the members of your group. Every day during the opening time one or two members of your group can share a short version of their testimony in front of the large group. The goal is to let the children see how listening and obeying as God has spoken in your life has made a practical and meaningful difference. *(For help on sharing in a way that will be age-appropriate and meaningful with children, each person who plans to give their testimony should read the sheet Tips on Preparing Your Testimony in the training materials section of this packet.)*

TIP—The Large Group Leader should serve as a sort of “master of ceremonies” to keep each activity flowing smoothly. He should not, however, tell the day's Bible story. That will go much smoother in the small group time. Children listen more attentively in smaller groups.

Memory Verse Activity

When the Large Group Leader finishes his opening time, the Memory Verse Teacher will come to the front to lead the memory verse activity. The large group memory verse activity for day four is “Next Word Relay”. Have your poster of the memory verse available. Read through the verse all together several times to practice. Divide the children into two or more teams. Then, split each team in half. Have the two halves face each other in a single file line, about ten feet apart. Have the first person on the team say the first word of the verse. That player then runs across and tags the first player in the line facing them. The first player then runs to the back of that line. The second player then says the next word in the verse, then runs across to tag the

Day Four: God's Love Transforms Us

player on the opposite line. Keep going until each team has said the whole verse. You may want to bring a stopwatch to time the children and see which team can do it the fastest.

Introduction of Today's Story--Building the Foundation

When the memory verse teacher is finished, the Large Group Leader will return to the front to provide a brief introduction to the day's theme and story. Each day you will re-introduce the concept that the Bible tells us that truth about God's love and the Savior He sent for us. Take time to sum up the previous day's stories and themes. Be sure each day to introduce the theme for the day's story. The stories for the whole week are intended to show that we can be confident in Jesus as our Savior. Help the children understand that God wants desperately for all people to know Him and accept Christ as their Savior. When you have finished this introduction, divide the children into small groups to hear the Bible story.

Below is a suggested narrative to help with the day's introduction.

All this week we have been learning about the love of God. We have learned that God's love is for everybody in the whole world. We have seen that we don't do anything to earn the free gift of God's love. Yesterday, we learned about Jesus' death on the cross and return to life. We learned that Jesus made the way to take away our sins so that we can be in God's family.

We have already seen this week that God offers His love to people who don't deserve it. Remember what we learned in the story of the Ninevites: God even loves people others might consider the very worst. What happens after those people accept God's love?

God's love changes us. We really become a part of God's family. God begins to change us. He becomes a part of our lives forever. He helps us know what we should do. He teaches us to teach other people about Him. God gives us a brand new life.

Today we're going to learn the true story of a man who was completely transformed by God's love. We're going to see how God changes our lives and then helps us to change others.

Small Group Story Time

When the Large Group Time is over, divide the children into small groups for story time. The text provided here is to serve as a guide for you while you tell the story. Read it through several times and be able to tell it from memory. It is not important to be able to recite this story word-for-word. Your goal is to be able to relate the story to a level children will understand. Use the wording included here as suggestions to help you make these concepts understood by elementary age children. Feel free to adapt these words to fit well with your own style.

Today's Story:

Every day this week we have learned about God's love. We have seen that it is powerful and free to anybody who believes God and accepts His gift. Today we're going to learn the story of a man who had a hard time accepting God's love. We're going to see how God changed Him when he finally listened to God. This man's name was Saul.

Yesterday we learned about Jesus' life, death, and return to life. We learned that Jesus gave a job to those of us who love Him and believe in Him. Jesus told us to share the Good News of His forgiveness with everybody in the whole world. After Jesus returned to Heaven, His followers began to do just that. The Good News about Jesus began to spread through the world. People were happy to learn that God loves us so much.

Yesterday we learned that some people were enemies of God's message while Jesus was here on Earth. Many of these people still hated Jesus' message after He went back to Heaven. One of these enemies was Saul. Saul hated Jesus. He hated Jesus' message. He hated Jesus' followers. Saul was a powerful man where He lived. He had people that believed in Jesus arrested. Saul threw them in prison just for loving Jesus. Saul even watched while some other leaders killed a man for teaching about Jesus. Saul was a very, very bad man. Jesus' followers were afraid of Saul. They were worried that He would come to arrest them next.

One day, Saul was traveling with a group of soldiers to another city. They were going there to arrest more of Jesus' followers. While they were going, an incredibly bright light came from the sky and shone on Saul. It was so bright that Saul fell down and covered his eyes. A voice spoke from Heaven. "Saul, Saul," the voice said, "why are you against me?"

Saul was confused and afraid. "Who are you, Lord?" Saul asked.

Day Four: God's Love Transforms Us

"I am Jesus," he replied. "I am the one you are opposing."

Saul was terrified. He had been arresting and punishing people just for believing in Jesus. Now He saw that Jesus truly was God. Do you think Saul thought he was about to be in a lot of trouble? Remember the story we learned about the Ninevites. We learned that God loves all of us, no matter what bad things we may have done. It was hard for Saul to imagine, but Jesus loved Him. Jesus loved Saul just as much as He loves us.

Saul did not know what was going to happen to him next. "Get up," Jesus told him. "Go into the city and you will be told what to do."

When Saul stood up he was blind. The men with him had to hold his hands like a small child and lead him. Saul spent three days blind in the city afraid, not eating, not drinking, just waiting.

The third day a man named Ananias came to the house where Saul was staying. God had sent Ananias to explain to Saul the truth about Jesus and His love. Saul believed what he heard. He accepted God's love and forgiveness. God forgave Saul's sin and gave him back his ability to see.

Saul was so different, it was like he was a brand new person. He began to tell everybody around him the Good News about Jesus and His love. People were amazed. They knew that Saul had been an enemy of Jesus. Now they could see that Saul loved Jesus. God's love had transformed Saul. He was so different that his name even changed. People started calling him Paul instead of Saul. Paul traveled throughout the world, telling people everywhere about Jesus and His love.

God changed one man from Saul, a cruel and hate-filled enemy, to Paul, a kind friend who spent the rest of his life telling people that God loves us. Paul celebrated this change in his life every day. Paul wrote in a letter to his friends that anybody who follows Jesus is "a new creation. The old is gone! The new has come!"

God's love is just as powerful today as it was when it changed Saul to Paul. It can change our lives too. We may feel like we are too sinful for God to love. Paul reminds us that God loves us, changes us, and helps us tell other people about Him too! God has a special plan for *your* life, just like He had for Paul's. If you want to know more about God's love for you and how He wants to give you a new life, just ask us. We would love to help you know.

Each day you will close the story time with an invitation to accept Jesus. Say something like this: God wants everybody to follow Him. The problem is that sometimes we do bad things that the Bible calls sin. A sin is anything that we do that God does not want us to do. God still loves us, even though we sin. That's why Jesus came. Jesus died on the cross to be punished for our sins. Then on the third day He came back to life. Now, for anybody who asks, Jesus will take away our sins and become a part of our lives. He will help us to follow Him. The Bible says that if we believe Jesus in our hearts and follow Him, He will save us from our sin and help us to follow God. Then one day we will be with Him in heaven. Anybody that wants to choose to follow Jesus can do that today. We would love to help you know how.

Prayer Time

Take this time after the story to pray with the children in your small group. Ask them for things they would like to pray about. Tell God how awesome He is. Ask Him to help you and the children in your small group to listen to God and obey Him. Pray that the children in your group will get to know God and feel the love He has for them.

Craft

While still in your small groups, lead the children in making the craft or filling out the activities packet for the day. The craft time is not only a way to reinforce the lesson, but it also allows time to get to know the children in your small group. During this time, ask them questions about their families, friends, and school. Invest in their lives. For today's craft time you will give each child an activity packet with pictures to color and various puzzles to solve.

Supplies needed: crayons, 1 activities packet for each child

Note—an activities packet for days 1, 2, & 4 is included in the Supplements and Handouts portion of this curriculum. These pages are copyright free and available for reproduction. You may also find additional resources such as more coloring pages by searching on-line or using Bible coloring books. We will have some copies of these types of additional materials available for you here during your trip. Day 3 you will be making a bead necklace to share the plan of salvation instead of packets.

Day Four: God's Love Transforms Us

Memory Verse Activity

Each day the small group time will include a Memory Verse Activity. The Memory Verse time is one of the most important activities of the day. We want these children to remember God's word and why it is important to them. A list of potential activities is included in the Supplements and Handouts portion of this packet. Use a different idea from that list each day to help the children learn the words of the verse and to explain why it applies to their lives. (Some require extra preparation, so be sure to review the list in advance.) The memory verse for this week is:

English: How great is the love the Father has given us so freely! Now we can be called children of God. And that's what we really are! 1 John 3:1

Spanish: Fíjense qué gran amor nos ha dado el Padre, que se nos llame hijos de Dios! ¡Y lo somos! 1 Juan 3:1

Wrap Up

Each day you will end your Rainbow Express in a second large group session. Have all the children return to the tarp where you started. Sometimes the movement from small groups to large group becomes distracting, especially to younger children. If you find your children becoming noisy as you return to your large group, consider singing a few songs to help everybody focus again.

The last thing you will do before games and snacks is to review the memory verse and the day's lesson. Have the large group leader give a brief re-telling of the day's story. As you tell the story, frequently pause to let the children answer questions and fill in the blanks about the lesson. When you finish reviewing the story, have everybody say the memory verse together one last time. After reviewing the memory verse, pray before dismissing to game time and snacks.

Game Time/Snacks

When you are finished, pray together and be ready to play games until the end of the Rainbow Express program. After the game time, pass out snacks, clean up the area, and walk everyone home. Return to Mission Arlington to turn in your materials and attendance sheet.

For this reason I kneel before the Father, from whom his whole family in heaven and on earth derives its name. I pray that out of his glorious riches he may strengthen you with power through his Spirit in your inner being, so that Christ may dwell in your hearts through faith. And I pray that you, being rooted and established in love, may have power, together with all the saints, to grasp how wide and long and high and deep is the love of Christ, and to know this love that surpasses knowledge—that you may be filled to the measure of all the fullness of God.

Now to him who is able to do immeasurably more than all we ask or imagine, according to his power that is at work within us, to him be glory in the church and in Christ Jesus throughout all generations, for ever and ever! Amen.

Ephesians 3:14-21

Whether you are coming here to Mission Arlington / Mission Metroplex or using this material for another mission outreach, we are grateful for the opportunity to partner in ministry with you. Please contact us with any questions or to let us know how we can pray for you. Daily updates and prayer requests at Mission Arlington, as well as a variety of additional curriculum resources, are available at our web site.



210 West South Street, Arlington, TX 76010
www.missionarlington.org | 817-277-6620