

Mission Arlington / Mission Metroplex Rainbow Express July / August 2004 Day Four: Paul in Corinth *Praying to Say Thank You*

Opening Time

You will begin each day by knocking on doors and then playing games to help attract children to your Rainbow Express. Have all the children sit down in a large group. It would be helpful to bring a tarp for them to sit on.

When the children are together, begin your song time. Be sure to have several songs ready to sing and that everyone in the group knows the songs. Doing the puppet show in between songs can help keep the children's attention.

Memory Verse

As your song time ends, the memory verse leader will stand and help the children learn this week's memory verse. Use your own words and be energetic while you speak. If the children believe you are excited about the scripture, they will be excited as well. The children will practice the verse again in their small group time.

The large group memory verse activity for day one is "Volley Verse." See the back of the packet for instructions for this activity.

Now, divide the children into small groups. Make the groups as small as possible to allow for more one-on-one time.

Small Group Time

Today's Story: Paul in Corinth (Acts 18:1-18, 1 Corinthians 1:4-9)

When you tell the story use as many interactive elements as you can. You are going to be outside talking to kids with short attention spans. Keep them involved so they will hear the story! Remember that involving the children will help them pay attention. Use hand motions and sound effects. Have your children repeat things back to you. Ask questions.

DO NOT READ TO THE KIDS. TELL THEM THE STORY!

Helpers: While the story teller is teaching, sit with the children and be a good example by listening to the story. Watch for children who need special attention.

This week we have been learning about Paul and praying. Paul was a man that traveled to many places, teaching people about Jesus. Paul wanted people to know how they could have Jesus in their lives.

Paul knew how important it was to pray. Paul talked to God about everything. When Paul was sorry for something bad he had done, he talked to God. Paul talked to God about how much he loved God. Paul also knew that it was important to ask God for the help that he needed.

Yesterday we learned about Paul's visit to Thessalonica. Paul wanted to tell all the Thessalonians about how Jesus loved them. Many people there believed in Jesus. There were some mean people, though, that wanted to stop Paul and his friend Silas. They tried to catch them and hurt them. The followers of Jesus that lived in Thessalonica helped Paul and Silas escape. Later, Paul sent them a letter. Paul asked them to pray that God would keep him safe and help him tell people about Jesus.

After Paul and Silas left the Thessalonians, they split up for a little while. Silas stayed in one city to tell people there about Jesus. Paul continued his trip, telling more and more people how they could talk to God.

Finally, Paul came to a place called Corinth. In Corinth Paul met some nice people name Aquila and Priscilla. Paul stayed in their house and worked with them. Paul got a job making tents, but all the time he kept talking to people about Jesus. Paul liked being in Corinth. The people there wanted to hear about Jesus.

Soon Silas and Timothy, another one of Paul's friends came to Corinth. Paul stopped making tents. Now he spent all his time teaching about Jesus. Together, Paul, Silas, Timothy, Aquila, and Priscilla told people about what Jesus did. They told how Jesus died on the cross and then came back to life.

God helped Paul very much in Corinth. Many, many people came to hear Paul talk. Lots of them decided to believe in Jesus. The group of believers grew more and more all the time.

Do you remember the letter Paul wrote to the Thessalonians? He asked them to pray that God would protect him and help people believe in Jesus. That is exactly what happened in Corinth. Many places Paul went, the people chased him away. In Corinth, God helped Paul to stay and be able to share the good news without trouble.

One night Paul had a dream. Jesus spoke to Paul in the dream. Jesus encouraged Paul to be brave. He told Paul not to worry. "Do not fear," Jesus said. "Keep on speaking. Do not

Paul was very thankful that God gave him a safe place to be. Paul stayed in Corinth for a year and a half. All the time, more and more people believed in Jesus. Sometimes the people tried to stop Paul, but God always took care of Him.

Finally, after a long time, Paul and his friends left Corinth. They traveled to another city to teach the people there. The people of Corinth always stayed Paul's friends. They kept teaching each other and learning about Jesus. The group of believers in Jesus grew more and more. Paul always prayed and thanked God for his wonderful time in Corinth.

Paul wrote letters to his friends in Corinth. In one of the letters, he told the Corinthians how thankful he was for them. "I never stop thanking my God for being kind enough to give you Jesus, who helps you speak and understand so well." (*1 Corinthians 1:4-5*) Paul wanted his friends to thank God too. Paul knew how important it was to thank God when we pray.

Paul prayed all the time. He knew that it was only God that helped him. Paul loved talking to God. He knew that God loved to listen to him. Paul talked to God about everything.

God wants to hear from us. He loves it when we talk to Him. We can pray to God just like Paul did. We can thank God for the good things He does for us. We can thank God for the food we eat and the place where we live. We can thank God for our friends and family. Most of all, we can thank God for Jesus.

We can thank God that Jesus died on the cross for us. We can thank God that Jesus came back to life. We can say thank you that Jesus made a way to take away our sins.

If you have never let Jesus take away your sins, he wants to very much. Jesus wants to forgive all of us and be in our lives. He wants to be with us and help us. We would like to help you know how to have Jesus in your life.

Prayer Time

Take this time after the story to pray with the children in your small group. Tell God how awesome He is and thank Him for making us. Let every student in your group name one or two things they can thank God for. Go around the circle and let each child say a sentence prayer. Close the prayer by thanking God by name for each child in your group.

Craft

While still in your small groups, lead the children in making the craft for the day. The craft time is not only a way to reinforce the lesson, but it also allows time to get to know the children in your small group. During this time, ask them questions about their families, friends, and school. Invest in their lives.

Prayer Pocket

Supplies:

One two-sided prayer pocket coloring sheet per child

One sheet of cut-out prayer tabs

Scissors

Crayons

Glue, tape, or staples

Directions:

1. Let each child color both sides of a Prayer Pocket sheet. (On the front side, only the lettering at the top needs to be decorated.)
2. Apply a small amount of glue to the two boxes labeled “glue here.” Fold the bottom edge of the paper up to the horizontal black line. You should now have a half page sheet with a pocket in the front
3. Give each child a sheet of cut-out prayer tabs. Have them cut the page into the individual squares.
4. Using the squares, review the four days’ stories. Have the children explain to you the four areas they learned that they can pray about: praying about our sin, praying to praise God, praying when we need help, and praying to say thank you.
5. Explain that these prayer pockets are to help the children remember that God wants to hear from them. God likes it when we talk to Him by praying. Tell the children that they can keep their prayer pocket somewhere they will see it every day. Offer suggestions, like under a pillow or in a sock drawer. Then, every time they see it, the children can talk to God. If they cannot think of what to say, they can pull some of the cards out of their prayer pocket.

Close by going around the circle and letting each child say a one or two sentence prayer to God.

Memory Verse Activity

Each day the small group time will include a Memory Verse Activity. The Memory Verse time is one of the most important activities of the day. We want these children to remember God's word and why it is important to them. A list of potential activities is included in the back of this packet. Use an idea from that list each day to help the children learn the words of the verse and to explain why it applies to their lives. (Some require extra preparation, so be sure to review the list in advance.) The memory verse for this week is:

Philippians 4:6—Don't worry about anything, but pray about everything. With thankful hearts offer up your prayers and requests to God.

Filipenses 4:6—No se preocupen por nada. Más bien, oren y pídanle a Dios todo lo que necesiten, y sean agradecidos. **(Spanish)**

Closing Time

Today, you will play a game in your large group to help the children think of things they should be grateful for. Use the discussion below as a guide to talk with the children.

If you are at a site that has an ongoing Mission Arlington ministry, be sure to invite the children to participate in Bible Study and etc. Remember to keep everyone involved and do not read directly from this page.

Today we talked about telling God thank you. Paul loved God. He knew how important it was to say thank you. We can say thank you, too. We can thank God for the food we eat, family, friends, a place to live, and the clothes we wear. There are so many things we can thank God for as we pray.

Paul knew the most important thing to be thankful for. Paul knew that the best thing God ever did for us was to send Jesus. Jesus died on the cross so that He could take away our sin. Paul spent his life trying to help everybody know about Jesus. We want that for you, too. We want you to be able to ask Jesus to be in your heart. If you have never done that, let one of us know so that we can help you.

So let's play a game to help us think of all the different things we are thankful for. We are going to play Thankfulness Tag! One person will run around trying to tag everybody. If that person tags you, you have to freeze. Someone who is not frozen can come and touch you to unfreeze, but you need to name one thing you are thankful for before you can run away. So start thinking of all the things you are thankful for. When we're all done, we'll get together again and pray. Each person can pray one of the things they want to say thank you for.

When you are finished, pray together and be ready to play games until the end of the Rainbow Express program. After the game time, pass out snacks, clean up the area, and walk everyone home.

MY PRAYER POCKET

E

R

E

H

E

U

L

G

E

R

E


H

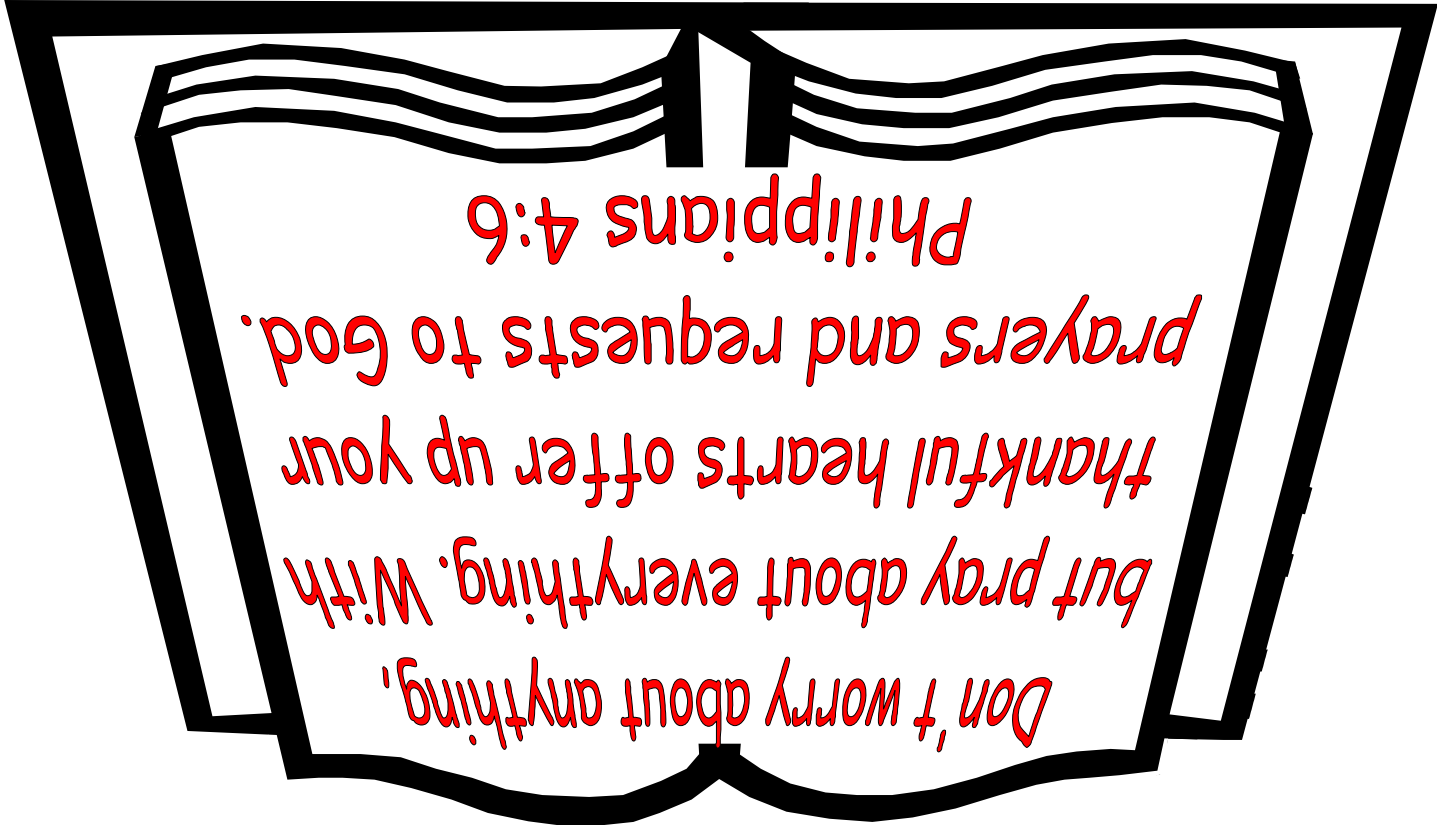
E

U

L

G





*Don't worry about anything,
but pray about everything. With
thankful hearts offer up your
prayers and requests to God.
Philippians 4:6*

Today I will
tell God “thank
you for _____”

I love God
because

I need to ask
God for

I need to tell
God I’m sorry
because _____

Today I will
tell God “thank
you for _____”

I love God
because

I need to ask
God for

I need to tell
God I’m sorry
because _____

Mi bolsa de oración

E

R

E

H

E

U

L

G

E

R

E


H

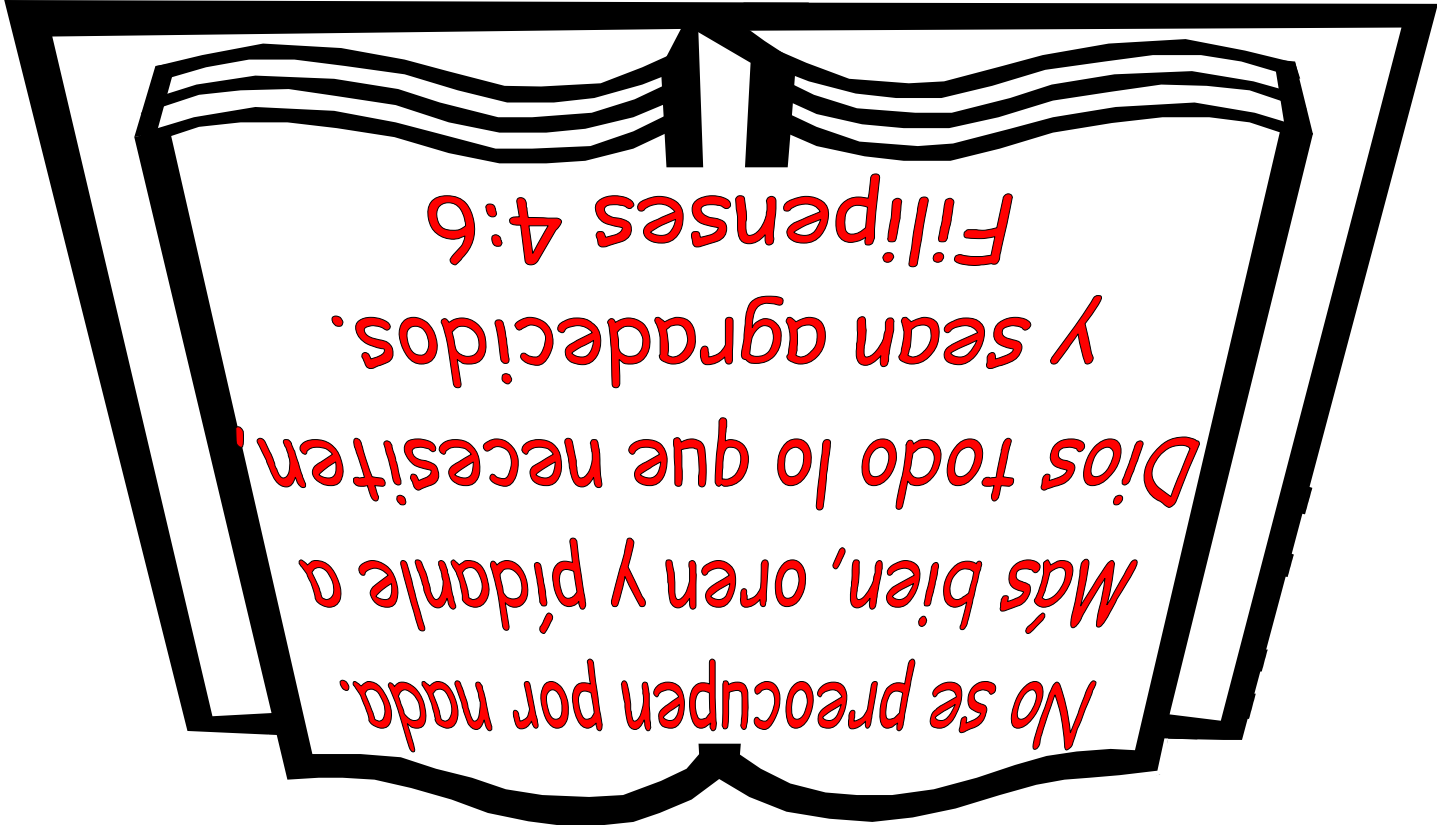
E

U

L

G





*No se preocupen por nada.
Más bien, oren y pídanle a
Dios todo lo que necesiten,
y sean agradecidos.
Filipenses 4:6*

Hoy yo le diré
a Dios gracias
por _____

Yo amo a Dios
porque _____

Necesito
pedirle a Dios
que _____

Necesito decirle a
Dios que lo siento
por _____

Hoy yo le diré
a Dios gracias
por _____

Yo amo a Dios
porque _____

Necesito
pedirle a Dios
que _____

Necesito decirle a
Dios que lo siento
por _____