



 **MISSION ARLINGTON®**
MISSION METROPLEX

Mission Trip
Planning Packet
&
Rainbow
Express
Curriculum for
May—June 2010



What is this packet?

We are so grateful that the Lord is bringing you to Mission Arlington / Mission Metroplex for your May-June 2010 Mission Trip. This packet contains all of the information you need to plan for a successful ministry here. Please don't be intimidated by the size of this document. Most of these pages are reproducible coloring sheets, memory verse posters, team rosters, handouts, etc.

Use this page as a road map to find what you are looking for. After thumbing through this material, please let us know if there are any questions we can answer. We want to be available to help you in any way that we can as you prepare.

A Note on Saving Money When Printing This Curriculum: Obviously, this is a large document. We believe it is always better to have as much information as possible to be prepared. However, printing a complete copy for every person coming on your trip can become *very* expensive, especially for large churches. Save money by printing this document two-sided and/or in black and white. You also may find it is not necessary to give every person on the trip every page of this packet. This is how we recommend preparing packets:

Section One: Trip Planning Helps for Leaders and Students

- This section contains schedule information, maps, dress codes, descriptions of the types of accommodations where you may be staying, packing lists, contact information for parents, and other general planning information. These pages have a blue border. Print one copy of this for each leader on the trip. *Note—even though the information is in the leaders' section, you will probably want to include a copy of the packing list and the dress code for each student.*

Section Two: Rainbow Express Training Materials

- This section contains aids for preparing your team to lead Rainbow Express, Mission Arlington's version of an outdoor Vacation Bible School. Here you will find outlines and descriptions of everybody's roles. These pages have a green border. Print one copy of this material for the leader of each Rainbow Express team. (For example, a youth group with 60 people will be four to six Rainbow Express teams.) The leader of each team can distribute the instructions for each role to the correct person.

Section Three: Rainbow Express Curriculum

- This section contains the lesson plans for each of the four days of Rainbow Express. These pages have a red border. Every person coming on the trip needs a copy of this section. Even if they are not leading a particular portion of the Rainbow Express program, they need to be familiar with the whole thing so that they can prepare to be helpful.

Section Four: Rainbow Express Supplemental Materials

- This section contains reproducible materials and extra helps for Rainbow Express like games instructions, puppet song lyrics, craft sheets, etc. These pages have a purple border. Print one copy of this section for each Rainbow Express Team leader. Each team can be familiar with the craft sheets, song lyrics, etc. The copies for your Rainbow Express programs will be provided by Mission Arlington while you are here unless you notify us ahead of time that you would like to donate these copies.

Please let us know anything we can do to help! If, after reading this packet, you still have questions or if you just need some guidance in preparing, please do not hesitate to contact us at Mission Arlington. Our office phone number is 817-277-6620.

Section One

Trip Planning Helps for Leaders and Students

- Mission Arlington Key Terms
- Schedules
- Dress code
- Information on accommodations
- Packing lists
- Map to Mission Arlington
- “The Refrigerator Sheet”:
General Mission Arlington
information sheet for parents
- T-shirt information and order
form for leaders

Mission Arlington Key Terms

A visitor to Mission Arlington/Mission Metroplex once told us that we sometimes speak in code. We readily admit that so many different things are happening here that it can become a little confusing. This is an explanation of some terms you will run into over and over in this packet.

- **Apartment Churches:** Mission Arlington began in 1986 with a very simple philosophy: take church to people who, for whatever reason, were not coming to a church building anywhere. On the first Sunday of August of that year, a Bible Study met in the living room of a woman that lived in a local apartment community. That first morning, seventeen people found that they could meet Christ in a church that met right where they lived. Today, we work with more than 290 neighborhoods all over Arlington. We meet for Bible Study and worship in apartments, mobile homes, community centers, playgrounds, laundry rooms, and wherever people will gather. Any given Sunday, more than 5,000 people attend a Mission Arlington church in their own neighborhood.
- **Rainbow Express:** Rainbow Express is the name of the Backyard Bible Clubs you will be leading while you are here. Mission Arlington has been leading outdoor Vacation Bible Schools for our many apartment churches since the beginning. When these programs first began the volunteers that were leading them had a large portable stage built on a trailer that they pulled from site to site for puppet shows. This trailer, which was decorated with a rainbow, came to be known to the children as the Rainbow Express. Rainbow Express then became the name for all of the Vacation Bible Schools.
- **Work Projects:** Mission Arlington follows Jesus' model of ministry: meet both physical and spiritual needs to provide a tangible expression of the Father's love and people will be drawn to Him. Part of each day you are here will be spent leading Rainbow Express programs. With the remainder of each day you will participate in some of Mission Arlington's many other ministries. This might include picking up donations, delivering furniture to families, working in the clothing room or the food warehouse, passing out flyers to invite people to an event, holding field days or other fun events in one of the apartment communities, or any number of other opportunities. Any special materials or training that you may need will be provided while you are here.

Tentative Sunday Schedule

- 9:00 AM** Meet at Mission Arlington with all groups for welcome, prayer, and orientation
- 10:00 AM** Students depart with Mission Arlington missionaries to participate in Mission Arlington's apartment churches. (Your group may divide to be in several locations.) The leader of each group joins Tillie Burgin, Executive Director of Mission Arlington, for a tour of Mission Arlington's Ministry
- 12:30 PM** Return from apartment churches, take a lunch break
- 1:30 PM** Pass out flyers in apartment communities where Rainbow Express will be taking place this week.
- 3:30 PM** Return to Mission Arlington
- 4:00 PM** Join Mission Arlington missionaries for weekly prayer, worship, and preparation time
- 5:00 PM** (Very) short meeting for all group leaders with Matt Hart, Rainbow Express Coordinator
- 5:15 PM** Leave Mission Arlington, pray and make any last minute preparations for beginning Rainbow Express tomorrow

Tentative Daily Schedule Monday—Thursday

Please be flexible with your schedule. We may make changes to this schedule to better work with our kids.

IF THE MONDAY OF YOUR TRIP FALLS IN MAY 2010, YOU WILL FOLLOW THIS SCHEDULE

- 8:30 Meet for morning devotional time
- 9:30 Devotional time dismisses
- 9:45 Work projects groups begin assignment (work projects will last from 10:00-1:00)
- 1:00 Take a lunch break (all groups) *Each student needs to have his/her own sack lunch. You will not have time to cook.*
- 2:15 Meet to worship and prepare for Rainbow Express
- 3:00 Depart for Rainbow Express
- 4:00 Rainbow Express begins
- 5:30 Rainbow Express ends. Clean up. Return to Mission Arlington to turn in daily report. Options for projects in the evenings will be made available during the week.

IF THE MONDAY OF YOUR TRIP FALLS IN JUNE 2010, YOU WILL FOLLOW THIS SCHEDULE

- 8:30 Meet at Mission Arlington for morning devotional time
- 9:15 Devotional time dismisses, use bathrooms, fill water coolers, etc.
- 9:45 Morning Rainbow Express groups leave for their site
- 10:30 Morning Rainbow Express begins
- NOON Morning projects and Rainbow Express end. Clean up, walk children home, etc., then return to Mission Arlington for lunch break. *Each student needs to have his/her own sack lunch. You will NOT have time to cook.*
- 1:30 Meet to worship and prepare for Rainbow Express
- 2:30 Depart for Rainbow Express
- 3:00 Rainbow Express begins
- 4:30 Rainbow Express ends. Clean up.
- 5:00 Turn in daily report to Mission Arlington. Options for projects in the evenings will be made available during the week.

Dress Code

Mission Arlington's dress code is very basic. We ask all participants to dress modestly, comfortably, and in something where they are ready to work. Casual dress is fine all week long, Sunday included. Here are a few specific requests we make of all groups:

- Shorts are fine all week long. Please no short shorts.
- Footwear is up to you, but because we do so much work and active play outside we recommend tennis shoes over flip-flops.

Please remember that there are certain things you might wear at home working outside in the heat but that may not be the right image for knocking on doors and asking parents to let their children go with you. Because of this, please follow these additional guidelines all week long:

- T-shirts are great to wear, but please no tank tops or any other kinds of sleeveless shirts.
- Baseball caps are fine, but please wear forward at all times. Do not wear bandanas or any other type of head gear. (Winter headgear is okay if it's cold.)

Accommodations

Some of you, we know, will be spending the nights in a hotel or other location that you have set up. This page answers common questions for the rest of you who have chosen to stay in the accommodations that we provide.

- **Where will we be staying?** Mission Arlington uses several different types of facilities to house guests. All of them boil down to the same basic concept: a safe, clean floor to sleep on, showers, and a kitchen. Smaller groups (anything up to about twenty-five people) generally stay in our apartment churches. Larger groups generally stay in one of our community centers or in a local traditional church that partners with Mission Arlington. Because group sizes have a tendency to fluctuate so much at the last minute, we do not make final assignments of who will stay where until the week before your arrival.
- **How much does it cost?** We do not charge anything to stay in any of our accommodations because we are committed to the belief that God wants us to provide an open door for anyone who wants to come serve here. There are costs involved for items such as utilities, rent, maintenance, etc. Voluntary donations are very welcome, but not necessary. We believe God always provides.
- **What do I need to bring?** It is a good idea to plan as if you were coming into a completely empty facility. Often our supplies get accidentally packed up by groups when they are leaving and they don't realize it is not a part of what they brought. So, to be on the safe side it is wise to bring or buy here everything you might need: toiletries, kitchen supplies, air mattresses, and more.

Here are some other tips to prepare for a successful experience in our accommodations:

- **Be flexible and unpack only what you need each day:** Mission Arlington/Mission Metroplex is a very busy place. All of our facilities are constantly being used to reach people for the Lord. When you check in for your trip, you will be given a schedule of any activities that might be happening in the location where you are staying.
- **View your accommodations location as another ministry opportunity:** Every place where you will be staying, whether in an apartment or at one of our gyms, is surrounded by other apartments or neighborhoods where the people might know nothing of church except what they see in you. When you park your church van and climb out, the people around you know that you represent Mission Arlington, and much more importantly, our Savior. They may come over to ask you questions. The neighborhood children might want to play tag. Represent Christ in all that you do while you are there, from your behavior in the parking lot, to noise level inside, to how clean you keep the place. Let people see Him in you, and you will find that your "mission trip day" will not end when you return to your home away from home in the evenings.

Useful Items to Bring for Rainbow Express

Here are some items that may be useful for your group during Rainbow Express. Try to bring as many as you have and as cargo space permits. Some of these items can be borrowed from Mission Arlington/Mission Metroplex if you do not have a way to bring them.

- Some of the memory verse activities require simple supplies like balloons or popsicle sticks. (Since everything at Mission Arlington is donated, some of these items may not be available at Mission Arlington, so bring what you need.)
- Tarp (at least 10' by 10'): excellent to use for the children to sit on during Rainbow Express
- Posterboard: use it for memory verse posters, puzzles, etc.
- Puppets: Mission Arlington has some to loan if you don't have access to puppets
- Battery operated CD player (with batteries): *Very important*
- Water cooler and drinking cups: *extremely* good idea. It's hot in Texas.
- Craft supplies: Mission Arlington will provide some glue, scissors, crayons, etc. You may find it helps your group run smoother if you have some extras.
- Games equipment: cones, hula hoops, etc. will be very useful during your game time. *Note: Please do NOT bring balls or Frisbees unless they are of the soft, "Nerf" foam variety. This is by request from the managers of the apartment communities where we hold Rainbow Express.*

Personal Packing Lists

Here is a personal packing list for each student and sponsor.

The Basics

- Bible: keep it with you all the time. It will be your most important lifeline for the week.
- Sleeping bag or other bedroll
- Air mattress or other cot
- Towels, washcloths, toiletries
- Your Rainbow Express material
- Clothing: **see dress code**. Bring plenty of comfortable clothing and be ready for Texas summer weather, which means temperatures ranging from 90° to 105° (or above). **Note—if you choose to dress in something that does not fit with our dress code, a Mission Arlington staff member will ask you to change before you begin your day's assignments. This only slows down your group and gives you less time to effectively minister during the day. So, please stick to the dress code.**

A daily backpack

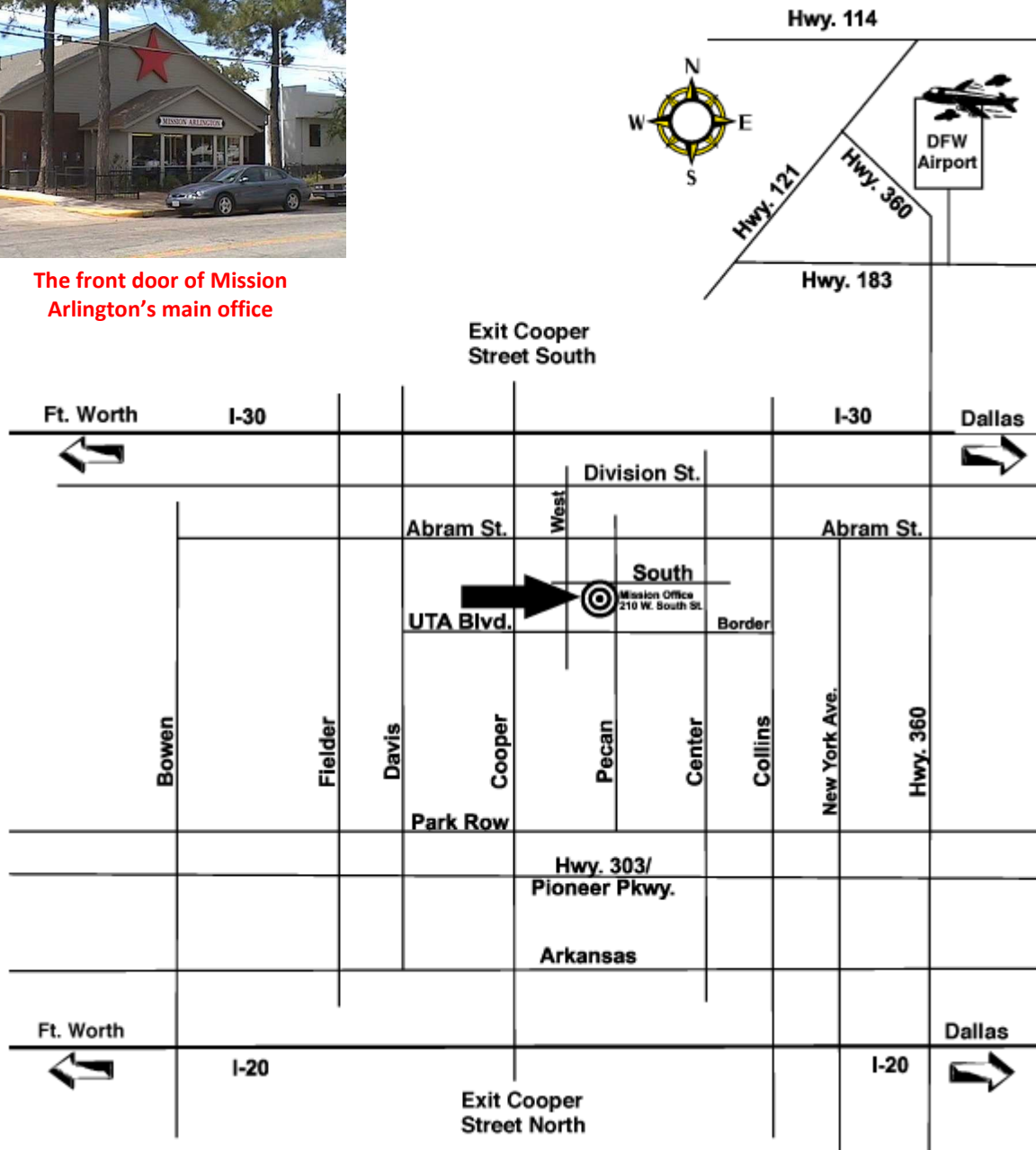
This optional suggestion is borrowed from some of our groups, and it has worked great for them. Have everybody bring a backpack with any or all of the following items:

- Extra Bibles to give away
- Small, basic first aid kit
- Trash bags for cleaning up while you are at Rainbow Express
- Water bottle (*very good idea*)
- Candy or small prizes to give away

Map to Mission Arlington



The front door of Mission Arlington's main office

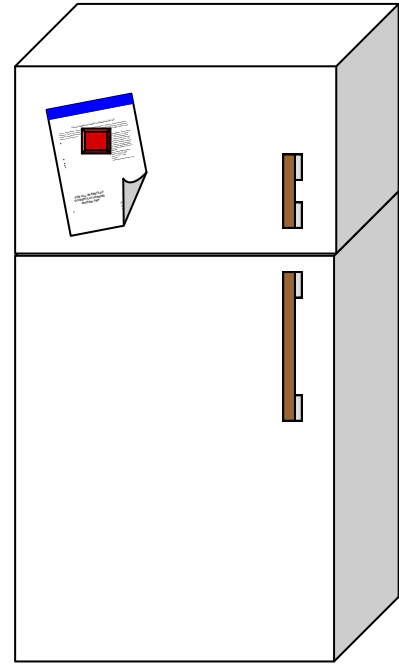


This map, which is not to scale, shows Mission Arlington/Mission Metroplex in relation to all of the major highways in and around Arlington.

The Refrigerator Sheet

FOR ALL PARENTS OF STUDENTS ATTENDING MAY-JUNE MISSION TRIP

For our May-June Mission Trip this year we will be going to Mission Arlington / Mission Metroplex in Arlington, Texas. We will be serving with Mission Arlington through participating in apartment churches, leading Rainbow Express (Mission Arlington's version of a Vacation Bible School), and a variety of work projects.



- **Mailing Address:** 210 W. South Street, Arlington, TX, 76010. (Note—you are welcome to send students mail while they are at Mission Arlington. On the outside envelope indicate the name of the student and the name of the church or school with whom they are on Mission Trip. Please allow time for mail delivery and for the Mission Arlington staff to sort it and deliver it to our group. **You will want to have mailed things by Monday for your students to receive them during their trip here.** Any unclaimed mail at the end of the week will be returned to sender.)
- **Website:** www.missionarlington.org
- **Phone:** 817-277-6620
- **Fax:** 817-277-3388
- **E-mail:** mission@missionarlington.org

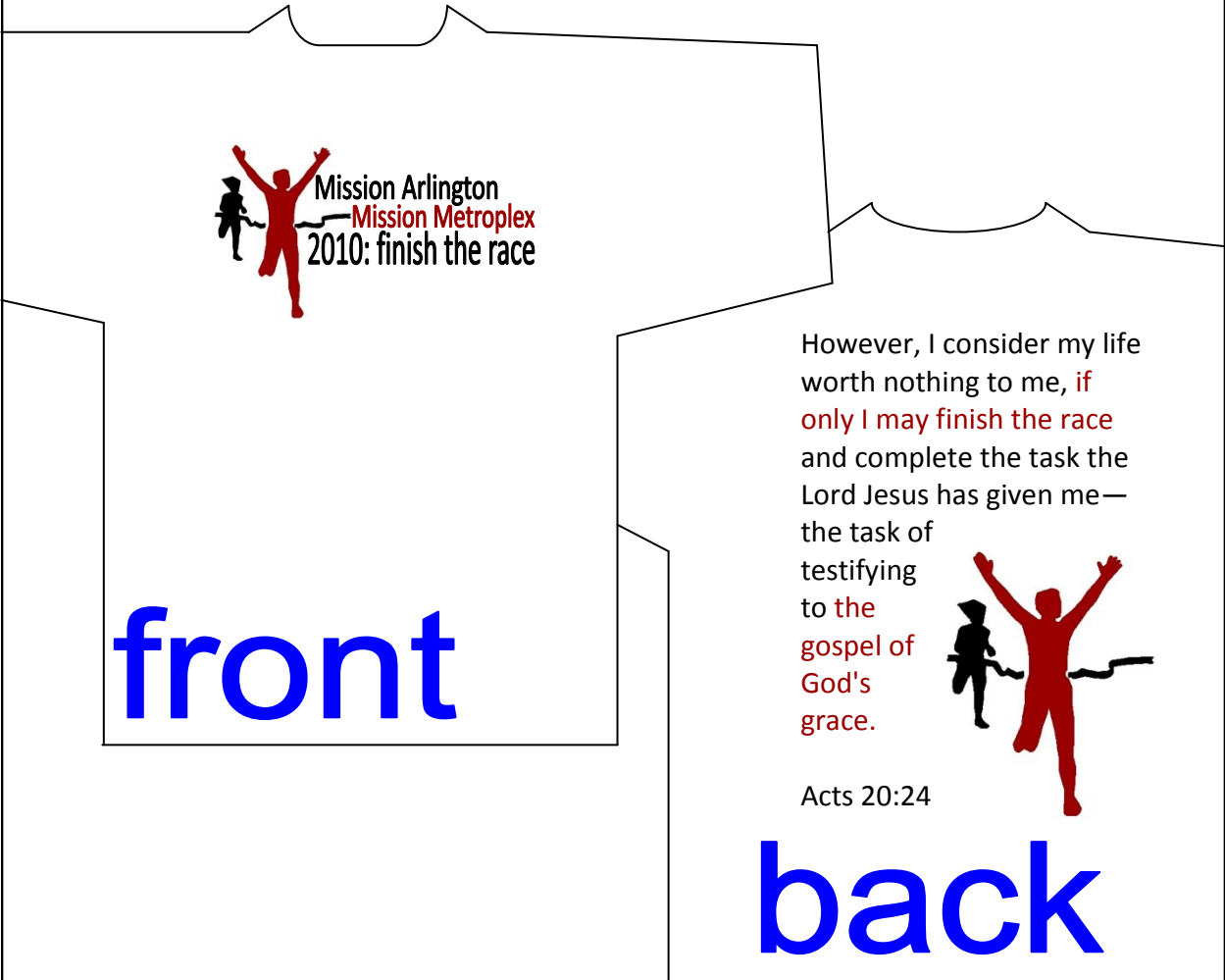
T-Shirts

Every year Mission Arlington/ Mission Metroplex makes mission trip t-shirts available for groups. Shirts are available in sizes from Adult Small to XXX-Large for \$10 each. The money goes to help fund Rainbow Express and the free summer camps we provide each year for the children and teenagers from the Mission Arlington apartment churches. There are three ways to order shirts:

1. Buy them while you are here.
2. Pre-buy with check or credit card. We will have them here for you when you arrive.
3. Pre-buy with check or credit card. We will mail them to you. There will be an extra charge for shipping that will depend on how many shirts you purchase.

(An order form to use for pre-orders is on the next page.)

If you need more information about shirts, or to place an order, call Matt at 817-704-6145 or e-mail matt@missionarlington.org.





T-Shirt Order Form

Group: _____

Date of order: _____

Contact name and phone number: _____

Receipt needed: Yes No

Small _____

Method of Payment:

Medium _____

Check

Large _____

Credit Card

X-Large _____

XX-Large _____

XXX-Large _____

Total: _____

X \$10.00= _____

For those paying with Credit Card:

Card type: (please circle)



Name as it appears on card: _____

Billing address of credit card: _____

City, State, Zip: _____

Credit Card Number: _____

3 digit security code on back: _____

Expiration date: _____

Total amount to be charged: _____

T-shirt purchases are optional. You may turn this sheet in when you are here or pre-buy by:

- Printing and faxing this form, along with credit card information, to 817-277-3388.
- Printing and mailing this form, along with a check made out to Mission Arlington, to 210 W South St, Arlington, TX, 76010.
- Calling 817-277-6620 with credit card information and sizes.

Most groups pick up their shirts when they arrive here. If you prefer, we can also mail the shirts to you, with you paying the shipping. If you would like the shirts mailed, please call and ask for Matt Hart.

Section Two

Rainbow Express Training Materials

- Descriptions of each Rainbow Express team member's role
- Team rosters
- Rainbow Express outline
- Tips for a successful Rainbow Express
- Tips for working with teenagers that attend Rainbow Express
- Tips for preparing to share your personal testimony

Prepare the Team

Rainbow Express works best with teams of about 10-15 at each location. If your group is larger, consider dividing into two or more teams, and each team will lead a Rainbow Express at a different apartment community. For junior high or high school students, each team needs at least one adult. If you have one or more teams sharing a vehicle, let the Mission Arlington staff know so they can assign sites accordingly. A brief description of each team member's responsibilities is given on the following pages.

Team Responsibilities

Each team member will be given one or more of the following responsibilities:

- Team Leader
- Small Group Teachers/Helpers
- Song Leader
- Memory Verse Teacher
- Large Group Leader
- Puppet Team Coordinator
- Game Leader
- Attendance Taker
- Youth Leader

Team Leader

- ◆ Be the prayer leader for your group. Pray for your team, the people you will encounter in Arlington, and for the Mission Arlington workers that are preparing the way and will be doing follow up.
- ◆ Be in constant communication with Mission Arlington staff as you plan. Ask questions and offer suggestions. Make sure extra activities you are planning do not conflict with your responsibilities at Mission Arlington.
- ◆ Pick a member of each team for each of the team responsibilities. Give each member of the team a copy of the Rainbow Express material. **Remember that each team member will be a small group teacher or helper.** If you have a limited number of workers, one person can do more than one task.
- ◆ Give each member of your team a complete Rainbow Express curriculum packet so that they all can be familiar with every aspect of the program. Make sure they are prepared for their particular assignment.
- ◆ Oversee the preparation of all other team members. Be very familiar with the lessons and activities for each day. Ensure that any advance preparation needed for crafts, memory verse activities, or closing activities has been done.

PREPARATION TIP—There is a blank team roster in the back of this section. Make one copy for each of your teams and write in who will be fulfilling each responsibility. These sheets should be passed out to each adult sponsor in your group and to Mission Arlington coordinators while you are here. (You will not be able to fill in the Rainbow Express sites until you are at Mission Arlington.)

Small Group Leaders

- ◆ You will be telling the stories to your small group. Pray that God will prepare the hearts of the kids you will be sharing with to hear His message.
- ◆ Before you come, read all of the stories. Take the time to read them from the Bible and from the packet. Know each story well. As you tell the story have your Bible open to the story. **Never read to the kids word for word from the packet!**
- ◆ Help your children or youth to understand that the story they are learning comes from the Bible. The story you are telling is included in each day's packet as an age-appropriate retelling for children. Be very familiar with the scripture and then use the retelling as a guide to communicate the themes to the children you are working with.
- ◆ Be excited about the story you are teaching. Have fun as you share the love of Christ. The kids need to know that you believe what you are saying and really want them to understand. Make eye contact with the kids and give them 100% of your attention and energy.
- ◆ Take the time to get to know the children in your small group. They need to know you care about them.
- ◆ Watch the kids as you teach. If you are losing their attention, try to involve them more. Make sure the kids hear the message.
- ◆ Review the story at the end by asking questions.
- ◆ Always have your Bible with you while you are leading your small group. Help the children understand that the stories you are teaching this week are true stories from the Bible that help us know how to follow Jesus.

PREPARATION TIP—It is often best to work in pairs. Have two workers in each small group. While one is leading the activity (telling the story, explaining the craft, etc.) the other can help children to listen, assist with crafts, and aid in other ways.

Song Leader

- ◆ You will be leading songs with your Rainbow Express group. Pray that God will help the kids to learn the songs so they can carry the message of Christ's love with them.
- ◆ There is a list of suggested songs at the end of this packet. You are not limited to doing only the songs in the list. Feel free to do any other children's songs that your group knows.
- ◆ Have songs chosen ahead of time that you will sing each day. You can take requests, but have a list of songs ready.
- ◆ Sing "stand up" songs with lots of motions first, then sing "sit down" songs to prepare the children for the puppet show or Bible story.
- ◆ Be sure all of the team members know the songs you are going to sing. All team members should sing with enthusiasm.

Memory Verse Teacher

- ◆ Pray that they will learn the verse of the week, so they can carry a piece of the Bible with them always.
- ◆ The children will have two opportunities to hear the memory verse each day: once in the opening time in a large group and once after the story time in a small group. You will be responsible for leading the memory verse activity in the large group.
- ◆ Read through the suggested activities ahead of time. Some require additional planning and/or materials. Make sure you have what you need.
- ◆ Make sure everyone on your team knows the activities you plan to use. Help the other small group leaders decide which memory verse activities they will do each day.

- ◆ Do not simply lead the activities as they are described in the packet. Spend time explaining the meaning of the verse and how it applies to life. Help the children understand what the memory verse means.
- ◆ The verse of the week is:

English: Zephaniah 3:17a—The LORD your God is with you; He is mighty to save.

Spanish: Sofonías 3:17a—El SEÑOR tu Dios está en medio de ti; él salvará.

PREPARATION TIP—Bring a poster with the memory verse to teach the kids the words. This is an extremely useful visual aid. There is a one-page poster at the end of the packet. Make sure each small group has one copy. Make a larger, posterboard size for use with the large group.

Puppet Team Coordinator

- ◆ Puppets can attract people to Rainbow Express and are a tool to share the message of Jesus. Pray that God will use your puppet shows to reach people.
- ◆ You need 3-4 people from your team to use a puppet for each show. Assign each person a “voice” (i.e. know who is singing the lead and who is doing the background).
- ◆ You will receive a CD of puppet songs to lip sync along with when you arrive at Mission Arlington. Use a few minutes each evening to practice the next day’s songs.
- ◆ The words to these songs are in the back of the packet. These songs talk about the messages of the stories. You are not limited to these songs. You can bring additional puppet songs or short skits to use.
- ◆ Bring a battery-powered boom box for each team.

PREPARATION TIP—If at all possible bring a loud, portable, battery operated CD player for each team with you when you come.

Attendance Taker

- ◆ Pray for the children that will attend your Rainbow Express and for the Bible Study leaders that will follow-up with the children.
- ◆ The multi-housing communities where you will hold Rainbow Express are places with ongoing Mission Arlington Bible Studies, After School Programs, and other activities. The information you gather will be a valuable resource for the Mission Arlington teams doing follow-up after you are gone.
- ◆ THIS IS AN EXTREMELY IMPORTANT JOB! We need to know about every child that comes and where they live so that we can get them involved in weekly Bible study. Also, if a child accepts Christ as their Savior or needs special attention, you will mark this on the attendance sheet so that the appropriate follow-up takes place.
- ◆ As children arrive on the first day of Rainbow Express, ask for their name (first and last), age, apartment number, and building number (if applicable). *Please do not allow children to write on the attendance sheet.* Please neatly write down the information they give you.
- ◆ Be sure you have the attendance sheets before you depart for the site each day. Make sure you turn in these sheets after Rainbow Express each day. Mission Arlington will provide the blank sheets.

Large Group Leader

- ◆ Pray for the children you will be teaching. Pray that this week will change their lives.
- ◆ It is your responsibility to help the program flow from one activity into the next activity while in a large group.
- ◆ At the beginning of each day, lead a brief introduction to help transition into the small group times. During the opening time, ask the kids questions about what they learned the day before. See if any of them know the memory verse.
- ◆ Keep the kids involved and interested in everything you do.
- ◆ Always have your Bible with you while you are leading the large group. Help the children understand how much you love your Bible.

Games Leader

- ◆ Be prepared to play some games before Rainbow Express begins as a way to gather and meet children. Play again afterwards to allow more interaction time with those that have come.
- ◆ Kids are more likely to listen to and interact with people who they know care about them. Playing games is one way to build relationships with the kids. Pray that God will use the game time to build relationships between your team members and the children.
- ◆ Find ways to incorporate the concepts of the memory verse and lessons for each day into games you are playing.
- ◆ There is a list of games at the end of this packet. You are not limited to the games on the list. Decide which games you are going to play each day. Involve everyone. Have some games prepared to play with older children and other games prepared to play with younger children.
- ◆ The apartment managers in the places you will be serving have asked Mission Arlington not to use regular balls or Frisbees or anything else that could potentially break windows in the apartment communities. If you want to use these items, bring soft, Nerf® type balls and toys that cannot cause any damage.

Youth Leader

This position was created to help your group share the gospel with the teenagers that will often gather around the periphery of your Rainbow Express. Choose two people (if possible one male and one female) to be ready to work with any youth.

- PRAY! Youth have always been a part of Rainbow Express, because groups like yours have always worked at making friends with the older students that hang out around your activities. However, we have really felt led to make a concentrated effort to expand the scope of Rainbow Express to include youth. Ask God to use the Rainbow Express that you lead exactly as He would desire.
- Be sensitive to the youth. Some may enjoy participating in parts of the regular Rainbow Express program, especially if they have younger siblings that are attending or if they are involved in helping in some way. Others will feel more comfortable staying completely separated from the children for the entire time.
- Be flexible. Every apartment community is different and every teenager is different. You might have no teenagers, you may have one, and there might be a dozen. Be prayerfully ready for whatever happens.
- Be sure to report any youth that attend on the Rainbow Express attendance sheet so that the Mission Arlington missionaries can effectively follow up.

There is no sure-fire method for working with youth, but here is one possible suggested schedule for a youth Rainbow Express:

While the children are:	The youth leaders are:
in opening large group: singing, puppets, memory verse, etc.	meeting any teenagers, going with them to invite their friends, etc.
in small groups: story, crafts	having the youth help to pass out craft supplies to children's small groups, then gathering in their own location. Lead a Bible Study based on the children's Bible Story for the day. Help the youth learn the memory verse.
in games time	having their own youth recreation time. See <i>Tips From A Mission Arlington Missionary</i> for ideas.

Rainbow Express Team Roster: Team

Contact Cell Phone Number:

AM Rainbow Express Site:

(to be filled in at Mission Arlington)

PM Rainbow Express Site:

(to be filled in at Mission Arlington)

Adult Sponsor(s):	
Team Leader:	
Large Group Leader:	
Song Leader:	
Memory Verse Teacher:	
Puppet Team Coordinator:	
Game Leader:	
Attendance Taker:	
Youth Leader:	
Small Group Teachers/ Helpers:	

Remember that one person can have more than one responsibility.

The Plan: What to do at Rainbow Express

- ◆ Begin by gathering the children. The games leader and attendance taker will wait for the children at the site. All other team members need to **knock on doors**.
- ◆ As the children arrive, begin playing games. **Write down each child's name and apartment number** on the attendance sheet.
- ◆ After finishing the games, begin singing **songs**. You may want to sing a couple of songs, then do a puppet song, then sing another song, then a puppet song. This will give the puppet team a chance to rest their arms in between songs.
- ◆ A couple of students share their **testimony**.
- ◆ Ask for prayer requests and pray.
- ◆ The Memory Verse leader will lead the children in learning the memory verse during the first **memory verse activity**.
- ◆ Divide up into **small groups**, as small as you can depending on the number of children and people in your group. During this time you will tell them the **story**, make your **craft**, and do another **memory verse activity**.
- ◆ Each small group will lead a closing activity for their small group.
- ◆ Reassemble for a large group **closing time**. The Large Group Leader will lead a short review time to help wrap up the day's activities.
- ◆ Play **games** until it is time for Rainbow Express to end.
- ◆ Pass out **snacks** to each child and **walk them home**.
- ◆ **Pick up trash** and make sure your Rainbow Express site is clean before you leave.

Tips for a Successful Rainbow Express

- ◆ **PRAY!** This is what will make or break your week. Everything you do must be bathed in prayer.
- ◆ When you first get out to the apartment community, most of the team needs to go door to door and round up the children. Some children will come early, so one or two people need to be ready to stay at the site to play games with the children (rather than knock on doors).
- ◆ Parents and older youth will probably stand around the perimeter. Get to know them, talk with them, and invite them to the Bible study at that particular apartment complex. You will receive the information about these Bible Studies when you are here.
- ◆ The opening and closing Large Group Times can be a difficult time to keep the children's attention. The more energy, preparation, and creativity you put in, the more interested and involved the children will become.
- ◆ Be sure you are always with the children. You can make a difference in their lives this week. They want and need your undivided attention.
- ◆ Love all the children. Try to get to know each of them.
- ◆ Remember that you have important jobs to be done. Don't forget your responsibilities.
- ◆ If you are not leading the singing or telling the story, sit among the children.
- ◆ Have fun! If you are having fun, the children will have fun. Likewise, if your attitude isn't the best, they will imitate your attitude.
- ◆ Everyone needs to make sure that every child and his/her apartment number are on the attendance list.
- ◆ Everyone work together and help each other.
- ◆ **PRAY!** Remember to **pray without ceasing** the whole week.

Tips About Working With Youth From A Mission Arlington Missionary

As you are gathering the younger children for Rainbow Express, inevitably you will see older youth who seemingly couldn't care less about hanging around with the little kids. Some of these youth will, however, hang out around the periphery of your Rainbow Express acting, of course, like they're not interested. But don't be fooled. If they're hanging out, they are interested.

I pray that these tips, which have been effective in reaching youth in the apartment communities where we minister, will give you some guidance on ways to engage these youth in non-threatening ways.

- **Introduce yourself:** Don't wait for the youth to walk up to you—it won't happen. You (2 or 3 of you) should walk up to them, stick out your hand to shake theirs & introduce yourself. If you're meeting guys, invite them to throw the football, play soccer, or even wall-ball (at an appropriate place). Try to do this event somewhat removed from the younger kids because they may get distracted. If you're meeting girls who aren't interested in football, soccer, or wall-ball, just be prepared to sit with them and get to know them.
- **Engage them:** Maybe they can help you unload, carry boxes, pick up trash, help translate (lots of Spanish speaking kids will be attending Rainbow Express), play with the younger kids after Rainbow Express is over, etc. During this time, you will continue to get to know them.
- **Develop a Relationship:** Remember that in Jesus' ministry, he met physical & emotional needs a lot of time before he addressed a person's spiritual needs. Don't be judgmental even if their looks, language, or conversation startles you. Hopefully you will have four days with them, so get to know them and when the Spirit leads you, begin the conversation about a relationship with Christ. Don't make assumptions about whether or not they are believers. You'll come across both.
- **Make Them Feel Special:** You want them to know that you have planned this time for them. Come prepared with football, soccer ball, basketball, etc. Maybe bring an additional snack for them. Sit around with the youth & munch on chips or cookies while you get to know them. Bring a few Bibles (pick an easy to read translation like NIV) so as one reads they can all follow along. Keep the actual lesson time short—most of the time should be spent getting to know them & discussing the lesson.

Tips on Preparing Your Testimony

- **Be Brief**—Remember the age of the children you are working with. They have short attention spans. You want them to understand and remember your point. The longer you talk, the less they may walk away with. Your goal should be not more than five minutes each for two testimonies, six to seven minutes for one, tops.
- **Be Simple**—Your children will not understand the phrase “I used to really struggle with trying to keep the reprobate, carnal impulses of my fleshly nature under control until I accepted the sanctifying work of the Lamb on the cross”. They will understand “When I pray and ask Jesus for help, He helps me do what God wants me to do”. Avoid the temptation to speak *churchese* while you share. Talk like you really talk.
- **Be Animated**—Let your love for Jesus show in your words, face, gestures, and tone of voice. If you share your testimony like you would share a school report on 18th century garbanzo bean farming techniques, the children will not care. If you are excited about what Christ has done in your life, the children will be too.
- **Be Excited**—Sometimes there is a temptation to think that your personal testimony may not be as interesting as somebody else's. Remember that we never need to compare our relationship with Christ to another. It took just as much of Jesus' sacrifice to save us as it did any other human being on the planet. Be excited and grateful for what God did in your life, whether it happened as an adult in prison or a five-year-old in Sunday School.
- **Be Prayerful**—Like everything else you do this week, sharing your testimony must be bathed in prayer. Ask God to give you the right words and demeanor. Ask Him to prepare the hearts of the people that will be hearing.
- **Give God the Glory**—This may sound obvious: but remember to make your testimony about God. Your testimony is not about the bad things you used to do. It's not about the good things you do now. It is about the change that Jesus brought in your life. It is about His sacrifice and His forgiveness. Make sure people walk away from your testimony impressed by Jesus, not by you.

Section Three

Rainbow Express Curriculum

Stories, crafts, memory verse activities, and opening/closing activities for all four days of Rainbow Express

Day One

SUMMARY

- **Large Group**
 - Songs
 - Puppets
 - Testimony
 - Memory Verse: Fast and Slow
- **Small Group**
 - Story: Jonah & The Woman at the Well
 - Theme: Jesus Loves Us Even When People Don't
 - Scripture for today's story: Jonah & John 4:1-38
 - Memory Verse Review
- **Large Group**
 - Story review questions

Pre-Rainbow Express Gathering

You will begin each day by knocking on doors and then playing games to help attract children to your Rainbow Express.

Song Time/Puppets

When it is time to begin your activities, have all the children sit down in a large group. It would be helpful to bring a tarp for them to sit on. When the children are together and seated on the tarp, begin your song time.

The Song Leader will come to the front of the group to lead songs. One or two others may also want to come to the front to help show motions. Be sure to have several songs ready to sing and that everyone in the group knows the songs.

During this time you will also have the puppets sing their song(s). Doing the puppet show in between songs can help keep the children's attention. You are provided with one song for each day. If the children are responding well and enjoying the puppet music, it is okay to perform more than one of the songs and repeat the songs from day to day.

Testimony

This week you will be sharing how Jesus is uniquely able to help us. Each day you will be sharing stories, songs, crafts, and other activities that help the children understand that we can be sure that Jesus Christ is our only Savior. Obviously, the decision to follow Christ is an incredibly personal decision. It is important that the children and youth who attend your Rainbow Express understand that a personal relationship with Christ is a very important reality for the members of your group. Every day during the opening time one or two members of your group can share a short version of their testimony in front of the large group. The goal is to let the children see how listening and obeying as God has spoken in your life has made a practical and meaningful difference. *(For help on sharing in a way that will be age-appropriate and meaningful with children, each person who plans to give their testimony should read the sheet Tips on Preparing Your Testimony in the training materials section of this packet.)*

Memory Verse Activity

When the Large Group Leader finishes his opening time, the Memory Verse Teacher will come to the front to lead the memory verse activity. The large group memory verse activity for day one is "Fast and Slow". Have your poster of the memory verse available. Read through the verse

TIP—The Large Group Leader should serve as a sort of "master of ceremonies" to keep each activity flowing smoothly. He should not, however, tell the day's Bible story. That will go much smoother in the small group time. Children listen more attentively in smaller groups.

Day One

all together several times to practice. Practice saying the memory verse faster and faster. Try saying it slower and slower. Say it in “slow motion”, using exaggerated hand motions and deep slow motion voices.

Introduction of Today’s Story--Building the Foundation

When the Memory Verse Teacher is finished, the Large Group Leader will return to the front to provide a brief introduction to the day’s theme and story. Each day you will re-introduce the concept that the Bible tells us the truth about God’s love and the Savior He sent for us. The stories for the whole week are intended to show that we can be confident in Jesus as our Savior. Help the children understand that God wants desperately for all people to know Him and accept Christ as their Savior. When you have finished this introduction, divide the children into small groups to hear the Bible story. Remember, this is just an introduction to today’s theme. It is important to keep this time brief. You can use the text below as a guide.

I hope you all know that God loves you. He made you special, exactly like you are, *because* He loves you. The one thing that God wants more than anything else is to be your friend. He wants you to know how much He loves you.

God loves all of us, and He always has. He loves people all over the world in all kinds of places. A long, long time ago there was a city called Nineveh. God loved the people that lived in Nineveh just like He loves us, but Nineveh was a pretty scary place. The people there did not love God. They did things that God did not like. They were mean and unhappy. This made God sad. God wanted the people of Nineveh to know that He loved them very much. He did not want them to do bad things that would make Him sad.

There was a man named Jonah that believed in God. God asked Jonah to go to Nineveh to tell the people that God loved them. God wanted Jonah to tell the people of Nineveh that they could love God too. Jonah did not want to do it. He knew that the people of Nineveh did bad things. He knew that the people in Nineveh were not like him. He had heard lots of bad things about Nineveh. He did not want to go.

Do you think that Jonah cared about the people in Nineveh like God did? Jonah did not understand that God loves everybody. It does not matter what they look like or where they are from. That is why Jesus came to Earth. Jesus came to tell us that He is not like Jonah. Jesus loves us all the time, every day, no matter what. Even when we do things that He does not like, Jesus still loves us. He wants to help us to love Him more and more. Jesus is the only person that will always love us. He loves us perfectly, and He’s the only one.

Small Group Story Time

When the Large Group Time is over, divide the children into small groups for story time. The text provided here is to serve as a guide for you while you tell the story. Read it through several times and be able to tell it from memory. It is not important to be able to recite this story word-for-word. Your goal is to be able to relate the story to a level children will understand. Use the wording included here as suggestions to help you make these concepts understood by elementary age children. Feel free to adapt these words to fit well with your own style.

Today’s Story:

While Jesus was here on Earth, He spent a lot of time traveling. He wanted everyone to know that He loves them, so He went to lots of different places. Everywhere He went He told people that He loves them.

There was a place called Samaria very close to where Jesus lived. Most of Jesus’ friends never went to Samaria. They did not like the people that lived in Samaria. They thought the people that lived in Samaria were bad. They did not want to hang around them. Jesus did not hate the people that lived in Samaria like some people did. Jesus loves people from Samaria just like He loves everybody else.

You remember that we talked about Jonah. Jonah would not go to Nineveh because he thought the people there were different and bad. Lots of people that lived near Jesus had that same bad attitude about Samaria. They would never go there.

Jesus was different. He was the only person that did not mind going to Samaria. In fact, He liked it, because He loved those people so much. One day Jesus was walking through Samaria while His friends were gone buying some food. He was near a little town. When it was about time to eat lunch, He sat down to rest by a well outside the town. A well is a deep hole in the ground filled with water. People used to go to wells to get

Day One

water to drink or to cook with.

While Jesus was sitting there a woman from Samaria came up with a big bucket to get some water. Jesus knew that most people did not come to the well near the middle of the day. Most people came in the morning before it got too hot. This woman came to the well at lunch time so that she would be alone. Jesus knew that this woman did not have any friends. The other people in Samaria did not like her. They thought that she was not a nice lady.

The woman saw Jesus sitting by the well. She was surprised. She knew that people from where Jesus lived did not come to the towns in Samaria very much. She was not sure she wanted to talk to Jesus. She did not like to be around other people, because they were mean to her. She did not know who Jesus was. She thought that He would be mean to her like the other people she knew.

Jesus smiled at the woman. He spoke to her kindly. He asked her if she would give Him a drink of water. The woman was very surprised. People never spoke to her nicely. She was not used to somebody like Jesus being so kind.

Jesus talked to the woman for a long time. He told her that God had a special present for her. He told her that the present was His love. Jesus told the woman that His love was even better than water. He explained to her that no matter how much water she got one day, she would always have to come back for more. Jesus told her that His love for us is different. He will never run out of love. We can never use it all up. Jesus has enough love to love all of us forever.

The woman was very excited to know that Jesus loved her, but she was still worried. She thought maybe He wouldn't love her anymore if He knew about all the things that she did. Jesus told her not to worry. He already knew about all the bad things she had done, and He still loved her. In fact, He loved her so much that He wanted to help her not do those things any more.

The woman was very excited. Now she knew that Jesus loved her, even though she had done some things that were bad. She ran all the way back to town. She told everybody there that Jesus loved them too. The whole town came to see Jesus. They wanted to hear about how much He loved all of them. Jesus stayed in the town for two days, telling everybody about His love for them.

Jesus cared about the people in Samaria, even though some of His friends did not like them. He cared about the woman at the well, even though people thought she was not nice. Jesus was very different than some people. Some people only like people that are like them. Jesus loves every single person in the whole world. It does not matter who they are, where they live, or what they look like. Jesus wants us to know how much He loves us.

Jesus loves you very much. He wants you to know it. He wants you to love Him too. Jesus wants you to ask Him to be a part of your life. He wants you to know that no matter who you are, He wants to spend every single day with you. He wants to clean out the bad things in you and help you know how to live a life that will make God and you happy. If you've never asked Jesus to come live in you and clean you out, you can do that today. He promises that He will come into your life and stay there.

Each day you will close the story time with an invitation to accept Jesus. Say something like this: God wants everybody to follow Him. The problem is that sometimes we do bad things that the Bible calls sin. A sin is anything that we do that God does not want us to do. God still loves us, even though we sin. That's why Jesus came. Jesus died on the cross to be punished for our sins. Then on the third day He came back to life. Now, for anybody who asks, Jesus will take away our sins and become a part of our lives. He will help us to follow Him. The Bible says that if we believe Jesus in our hearts and follow Him, He will save us from our sin and help us to follow God. Then one day we will be with Him in heaven. Anybody that wants to choose to follow Jesus can do that today. We would love to help you know how.

Prayer Time

Take this time after the story to pray with the children in your small group. Ask them for things they would like to pray about. Tell God how awesome He is. Ask Him to help you and the children in your small group to listen to God and obey Him. Pray that the children in your group will get to know God and feel the love He has for them.

Day One

Craft

While still in your small groups, lead the children in making the craft or filling out the activities packet for the day. The craft time is not only a way to reinforce the lesson, but it also allows time to get to know the children in your small group. During this time, ask them questions about their families, friends, and school. Invest in their lives. For today's craft time you will give each child an activity packet with pictures to color and various puzzles to solve.

Supplies needed: crayons, 1 activities packet for each child

Note—an activities packet for days 1,2, & 4 is included in the Supplements and Handouts portion of this curriculum. These pages are copyright free and available for reproduction. You may also find additional resources such as more coloring pages by searching on-line or using Bible coloring books. We will have some copies of these types of additional materials available for you here during your trip. Day 3 you will be making a bead bracelet to share the plan of salvation instead of packets.

Memory Verse Activity

Each day the small group time will include a Memory Verse Activity. The Memory Verse time is one of the most important activities of the day. We want these children to remember God's word and why it is important to them. A list of potential activities is included in the Supplements and Handouts portion of this packet. Use a different idea from that list each day to help the children learn the words of the verse and to explain why it applies to their lives. (Some require extra preparation, so be sure to review the list in advance.) The memory verse for this week is:

English: Zephaniah 3:17a—The LORD your God is with you; He is mighty to save.

Spanish: Sofonías 3:17a—El SEÑOR tu Dios está en medio de ti; él salvará.

TIP—There are one page posters with the memory verse in English and in Spanish in the Supplements and Handouts portion of this packet. Having a copy of the one page memory verse poster with you can help you teach the verse.

Wrap Up

Each day you will end your Rainbow Express in a second large group session. Have all the children return to the tarp where you started. Sometimes the movement from small groups to large group becomes distracting, especially to younger children. If you find your children becoming noisy as you return to your large group, consider singing a few songs to help everybody focus again.

The last thing you will do before games and snacks is to review the memory verse and the day's lesson. Have the large group leader give a brief re-telling of the day's story. As you tell the story, frequently pause to let the children answer questions and fill in the blanks about the lesson. When you finish reviewing the story, have everybody say the memory verse together one last time. After reviewing the memory verse, pray before dismissing to game time and snacks.

Game Time/Snacks

When you are finished, pray together and be ready to play games until the end of the Rainbow Express program. After the game time, pass out snacks, clean up the area, and walk everyone home. Return to Mission Arlington to turn in your materials and attendance sheet.

Day Two

SUMMARY

- **Large Group**
 - Songs
 - Puppets
 - Testimony
 - Memory Verse: Loud and Soft
- **Small Group**
 - Story: Joseph & The Woman in Trouble
 - Theme: Jesus Forgives Us When Others Won't
 - Scripture for today's story: Genesis 37:1-28 & John 8:1-11
 - Memory Verse Review
- **Large Group**
 - Story review questions

Pre-Rainbow Express Gathering

You will begin each day by knocking on doors and then playing games to help attract children to your Rainbow Express.

Song Time/Puppets

When it is time to begin your activities, have all the children sit down in a large group. It would be helpful to bring a tarp for them to sit on. When the children are together and seated on the tarp, begin your song time.

The Song Leader will come to the front of the group to lead songs. One or two others may also want to come to the front to help show motions. Be sure to have several songs ready to sing and that everyone in the group knows the songs.

During this time you will also have the puppets sing their song(s). Doing the puppet show in between songs can help keep the children's attention. You are provided with one song for each day. If the children are responding well and enjoying the puppet music, it is okay to perform more than one of the songs and repeat the songs from day to day.

Testimony

This week you will be sharing how Jesus is uniquely able to help us. Each day you will be sharing stories, songs, crafts, and other activities that help the children understand that we can be sure that Jesus Christ is our only Savior. Obviously, the decision to follow Christ is an incredibly personal decision. It is important that the children and youth who attend your Rainbow Express understand that a personal relationship with Christ is a very important reality for the members of your group. Every day during the opening time one or two members of your group can share a short version of their testimony in front of the large group. The goal is to let the children see how listening and obeying as God has spoken in your life has made a practical and meaningful difference. *(For help on sharing in a way that will be age-appropriate and meaningful with children, each person who plans to give their testimony should read the sheet Tips on Preparing Your Testimony in the training materials section of this packet.)*

Memory Verse Activity

When the Large Group Leader finishes his opening time, the Memory Verse Teacher will come to the front to lead the memory verse activity. The large group memory verse activity for day two is "Loud and Soft". Have your poster of the memory verse available. Read through the verse all together several times to practice. Practice saying the memory verse together. Slowly begin to increase the volume. Divide the children into two or more teams. Have them try saying the verse together as a team. See who can say it loud and who can say

TIP—The Large Group Leader should serve as a sort of "master of ceremonies" to keep each activity flowing smoothly. He should not, however, tell the day's Bible story. That will go much smoother in the small group time. Children listen more attentively in smaller groups.

Day Two

it soft. Try playing Telephone by having all the children sit in a circle. Have the verse travel around the circle by having each child whisper the next word in the verse to their neighbor.

Introduction of Today's Story--Building the Foundation

When the Memory Verse Teacher is finished, the Large Group Leader will return to the front to provide a brief introduction to the day's theme and story. Each day you will re-introduce the concept that the Bible tells us the truth about God's love and the Savior He sent for us. Take time to sum up the previous day's stories and themes. Be sure each day to introduce the theme for the day's story. The stories for the whole week are intended to show that we can be confident in Jesus as our Savior. Help the children understand that God wants desperately for all people to know Him and accept Christ as their Savior. When you have finished this introduction, divide the children into small groups to hear the Bible story. Remember, this is just an introduction to today's theme. It is important to keep this time brief. You can use the text below as a guide.

It's really good to see all of you back here today. I'm happy you decided to come hang out with us again. Can any of you tell me what we talked about yesterday? First we talked about a man named Jonah. God asked Jonah to go to a city called Nineveh and tell the people there that God loved them. Jonah did not want to go. He did not like the people in Nineveh because he thought they were different and mean. Then we learned that Jesus never thinks that about any of us. He loves every single one of us, no matter who we are.

How many of you know what the word *forgive* means. When somebody does something bad to us, it usually makes us angry or sad. Forgiving them means saying that we are going to erase that bad thing. We are not going to be angry or sad about it anymore. We won't try to do anything bad back to them.

Today I want to tell you about a man named Joseph. Joseph lived a very, very long time ago. He had a really big family that was not very good at forgiving each other. Joseph had eleven brothers. God gave Joseph a dream telling him that one day Joseph would be a very powerful ruler and would be in charge of all his brothers. The brothers did not like that at all. They got really angry at Joseph.

One day Joseph went to visit his brothers. They were out in the country, taking care of some of their father's animals. When Joseph's brothers found out that Joseph was coming to visit them, they were very upset. They were still mad at Joseph. They had never forgiven him for his bad attitude. When Joseph got there, they grabbed him. They beat him up. They took the special new clothes their dad had given to Joseph. They threw him in a hole in the ground. They were so mad that they sent Joseph to a faraway country. They lied to their dad and told him that they thought he was dead.

Years later, Joseph's brothers felt very badly about what they had done. They did something bad to him, which only made it worse in their family. They did not get to see Joseph again for a very long time. When they finally saw Joseph again, he forgave them. He told them that God had a good plan for him even when his brothers were unkind.

Sometimes we have a hard time forgiving people when they do things to us we don't like. We like to stay angry. I'm happy that Jesus doesn't treat us like that. Jesus always wants to forgive us. Today we're going to divide into our small groups and learn about a time that Jesus showed us how much He likes to forgive us.

Small Group Story Time

When the Large Group Time is over, divide the children into small groups for story time. The text provided here is to serve as a guide for you while you tell the story. Read it through several times and be able to tell it from memory. It is not important to be able to recite this story word-for-word. Your goal is to be able to relate the story to a level children will understand. Use the wording included here as suggestions to help you make these concepts understood by elementary age children. Feel free to adapt these words to fit well with your own style.

Today's Story:

In big group we talked about Joseph's brothers. We learned that they did not forgive Joseph and so something really bad happened. Sometimes it is hard to forgive people that do bad things to us.

Every time we do something Jesus doesn't like, that's just like doing something bad to Him. Every time we tell a lie, or cheat on a test, or do something mean to somebody, we are doing something bad to Jesus. It's a

Day Two

good thing Jesus likes to forgive. Jesus wants to forgive us for the bad things we do, because He loves us so much.

One day Jesus was with some of His friends at a great big church called the Temple. There were lots of people at the Temple. They came there to learn about God. Jesus told the people at the Temple that He loves us all very much. Jesus said that He would always love us.

There was another group of people at the Temple that day. They were called the Pharisees. The Pharisees were not very nice people. The Pharisees did a lot of good things like read the Bible and go to church, but they thought those things made them better than anybody else. The Pharisees always thought that they were the very best people. They did not like Jesus very much. They did not think that He should hang around with people that did bad things. They did not understand that Jesus loved and forgave those people.

The Pharisees were always looking for ways to show off. Many times they would find people that they did not think were as good as they were. They would tell everybody about how much better the Pharisees were than those people who did bad things.

While Jesus was at the Temple, the Pharisees found a woman that had been caught doing something bad. The woman was very afraid. She knew that the thing she had done was very bad. The law said that somebody that did what she did could be thrown into jail or even hurt.

The Pharisees wanted to throw rocks at the woman because of the bad thing she had done. They thought that would be fair. The Pharisees brought the woman in front of Jesus and threw her on the ground in front of Him. They had rocks in their hands.

"This woman did something very bad," the Pharisees said. "The law says that we can hurt her, so we want to throw rocks at her. What do you think?" The Pharisees wanted to know if Jesus would even love this woman that had done something so bad.

Jesus looked at the woman. He looked at the Pharisees. It made Him very sad. He loved that woman. He knew that she had been bad, but He loved her so much that He wanted to forgive her.

Jesus spoke to the Pharisees. "You think that we should throw rocks at this woman because she did something bad. Is it fair for you to want to hurt her because she did something bad? Haven't you ever done bad things? Only somebody who has never ever done even one bad thing in their entire life should punish this woman."

The Pharisees were very quiet. They felt very bad. Every one of the Pharisees had done bad things before, just like all of us have. They knew that Jesus was the only person who never did bad things. They knew that Jesus was right. The Pharisees were no different than that woman or us, because we have all done bad things. One at a time, the Pharisees dropped their rocks and went away.

The woman was very surprised. She thought the Pharisees were going to hurt her, but they had all left. Jesus smiled at the woman. "Where are all the people that wanted to hurt you? Didn't any of them decide to do something bad to you?"

The woman shook her head. None of the Pharisees were going to hurt her. "I won't either," Jesus told her. "Now go on, and don't do that thing any more." Jesus loved that woman just like He loves us. He forgave the bad thing she had done.

All the people were amazed. The woman had done something very bad, but Jesus forgave her. Jesus wants to forgive us too. It doesn't matter how bad the things are that we have done, Jesus wants to clean us up and take away those bad things. He wants to come into our lives and help us not to do them any more. The only thing we have to do if we want Jesus to forgive us is to ask Him. You can ask Him today if you want to.

Each day you will close the story time with an invitation to accept Jesus. Say something like this: God wants everybody to follow Him. The problem is that sometimes we do bad things that the Bible calls sin. A sin is anything that we do that God does not want us to do. God still loves us, even though we sin. That's why Jesus came. Jesus died on the cross to be punished for our sins. Then on the third day He came back to life. Now, for anybody who asks, Jesus will take away our sins and become a part of our lives. He will help us to follow Him. The Bible says that if we believe Jesus in our hearts and follow Him, He will save us from our sin and help us to follow God. Then one day we will be with Him in heaven. Anybody that wants to choose to follow Jesus can do that today. We would love to help you know how.

Prayer Time

Day Two

Take this time after the story to pray with the children in your small group. Ask them for things they would like to pray about. Tell God how awesome He is. Ask Him to help you and the children in your small group to listen to God and obey Him. Pray that the children in your group will get to know God and feel the love He has for them.

Craft

While still in your small groups, lead the children in making the craft or filling out the activities packet for the day. The craft time is not only a way to reinforce the lesson, but it also allows time to get to know the children in your small group. During this time, ask them questions about their families, friends, and school. Invest in their lives. For today's craft time you will give each child an activity packet with pictures to color and various puzzles to solve.

Supplies needed: crayons, 1 activities packet for each child

*Note—*an activities packet for days 1, 2, & 4 is included in the Supplements and Handouts portion of this curriculum. These pages are copyright free and available for reproduction. You may also find additional resources such as more coloring pages by searching on-line or using Bible coloring books. We will have some copies of these types of additional materials available for you here during your trip. Day 3 you will be making a bead bracelet to share the plan of salvation instead of packets.

Memory Verse Activity

Each day the small group time will include a Memory Verse Activity. The Memory Verse time is one of the most important activities of the day. We want these children to remember God's word and why it is important to them. A list of potential activities is included in the Supplements and Handouts portion of this packet. Use a different idea from that list each day to help the children learn the words of the verse and to explain why it applies to their lives. (Some require extra preparation, so be sure to review the list in advance.) The memory verse for this week is:

TIP—There are one page posters with the memory verse in English and in Spanish in the Supplements and Handouts portion of this packet. Having a copy of the one page memory verse poster with you can help you teach the verse.

English: Zephaniah 3:17a—The LORD your God is with you; He is mighty to save.

Spanish: Sofonías 3:17a—El SEÑOR tu Dios está en medio de ti; él salvará.

Wrap Up

Each day you will end your Rainbow Express in a second large group session. Have all the children return to the tarp where you started. Sometimes the movement from small groups to large group becomes distracting, especially to younger children. If you find your children becoming noisy as you return to your large group, consider singing a few songs to help everybody focus again.

The last thing you will do before games and snacks is to review the memory verse and the day's lesson. Have the large group leader give a brief re-telling of the day's story. As you tell the story, frequently pause to let the children answer questions and fill in the blanks about the lesson. When you finish reviewing the story, have everybody say the memory verse together one last time. After reviewing the memory verse, pray before dismissing to game time and snacks.

Game Time/Snacks

When you are finished, pray together and be ready to play games until the end of the Rainbow Express program. After the game time, pass out snacks, clean up the area, and walk everyone home. Return to Mission Arlington to turn in your materials and attendance sheet.

Day Three

- **Large Group**
 - Songs
 - Puppets
 - Testimony
 - Memory Verse: Teams
- **Small Group**
 - Story: Naaman & The Thief on the Cross
 - Theme: Jesus Saved Us When Nobody Else Could
 - Scripture for today's story: 2 Kings 5:1-14 & Luke 23:26—24:12
 - Memory Verse Review
- **Large Group**
 - Story review questions

SUMMARY

Pre-Rainbow Express Gathering

You will begin each day by knocking on doors and then playing games to help attract children to your Rainbow Express.

Song Time/Puppets

When it is time to begin your activities, have all the children sit down in a large group. It would be helpful to bring a tarp for them to sit on. When the children are together and seated on the tarp, begin your song time.

The Song Leader will come to the front of the group to lead songs. One or two others may also want to come to the front to help show motions. Be sure to have several songs ready to sing and that everyone in the group knows the songs.

During this time you will also have the puppets sing their song(s). Doing the puppet show in between songs can help keep the children's attention. You are provided with one song for each day. If the children are responding well and enjoying the puppet music, it is okay to perform more than one of the songs and repeat the songs from day to day.

Testimony

This week you will be sharing how Jesus is uniquely able to help us. Each day you will be sharing stories, songs, crafts, and other activities that help the children understand that we can be sure that Jesus Christ is our only Savior. Obviously, the decision to follow Christ is an incredibly personal decision. It is important that the children and youth who attend your Rainbow Express understand that a personal relationship with Christ is a very important reality for the members of your group. Every day during the opening time one or two members of your group can share a short version of their testimony in front of the large group. The goal is to let the children see how listening and obeying as God has spoken in your life has made a practical and meaningful difference. *(For help on sharing in a way that will be age-appropriate and meaningful with children, each person who plans to give their testimony should read the sheet Tips on Preparing Your Testimony in the training materials section of this packet.)*

Memory Verse Activity

When the Large Group Leader finishes his opening time, the Memory Verse Teacher will come to the front to lead the memory verse activity. The large group memory verse activity for day three is "Teams". Have your poster of the memory verse available. Read through the verse all together several times to practice. Divide your children into teams. Have

TIP—The Large Group Leader should serve as a sort of "master of ceremonies" to keep each activity flowing smoothly. He should not, however, tell the day's Bible story. That will go much smoother in the small group time. Children listen more attentively in smaller groups.

Day Three

the teams compete saying the memory verse many different ways: loudest, softest, fastest, slowest, telephone style, English, Spanish, with hand motions, etc.

Introduction of Today's Story--Building the Foundation

When the Memory Verse Teacher is finished, the Large Group Leader will return to the front to provide a brief introduction to the day's theme and story. Each day you will re-introduce the concept that the Bible tells us the truth about God's love and the Savior He sent for us. Take time to sum up the previous days' stories and themes. Be sure each day to introduce the theme for the day's story. The stories for the whole week are intended to show that we can be confident in Jesus as our Savior. Help the children understand that God wants desperately for all people to know Him and accept Christ as their Savior. When you have finished this introduction, divide the children into small groups to hear the Bible story. Remember, this is just an introduction to today's theme. It is important to keep this time brief. You can use the text below as a guide.

A long time ago there was a man named Naaman. Naaman lived in a country very far from here. Naaman was very famous. He worked for the king as a leader in the army. Naaman was also very rich. He had a big house and many people that worked for him.

Naaman also had a big problem. He did not feel well. Naaman had a disease called leprosy. It made him very sick. It made his skin get sores and turn white. It was a bad disease. Naaman did not want to have leprosy, but no doctors in his country knew how to help somebody with the disease.

Naaman went to visit the king of his country. "I do not want to have leprosy anymore," he said. "I want somebody to make me better." The king sent Naaman to a country called Israel. There was a man in Israel named Elisha who believed in God. Sometimes God let Elisha heal people who were sick. The king thought maybe Elisha could make Naaman better. Naaman went to visit Elisha. Naaman brought many gifts to give to Elisha. He brought fancy new clothes and money. He thought he would have to buy Elisha's help. Naaman was in for a big surprise when he got to Elisha's house. Elisha did not want Naaman's money. He did not want Naaman's clothes. He did not want any of the presents that Naaman had brought for him. "God will heal you for free," Elisha told Naaman, "all you have to do is go to the river and wash yourself seven times in the water. Then you will be better."

Naaman was surprised and a little upset. He thought Elisha would want all the nice things he had brought. Naaman did not understand that the presents of God do not cost money or clothes or toys or cars or anything else. God gives us His love and forgiveness for free. The only thing that He wants from us is that we love Him back and let Him be a part of our lives.

Today we're going to learn about a man that was kind of like Naaman. He got a free gift from Jesus when he did not expect one.

Small Group Story Time

When the Large Group Time is over, divide the children into small groups for story time. The text provided here is to serve as a guide for you while you tell the story. Read it through several times and be able to tell it from memory. It is not important to be able to recite this story word-for-word. Your goal is to be able to relate the story to a level children will understand. Use the wording included here as suggestions to help you make these concepts understood by elementary age children. Feel free to adapt these words to fit well with your own style.

Today's Story:

The past two days we have talked a lot about Jesus. We have learned that Jesus loves us more than anybody else ever could. Yesterday we learned that He wants to forgive us, no matter what we have done. Today we're going to talk about the very best thing that Jesus ever did for us.

It makes Jesus sad when we do things that we shouldn't do. Those things get in the way of us being close to Jesus. He loves us with all the love in the world, but He can't be around the bad stuff inside us. That's why He wants to forgive us. He wants to get those bad things out of the way so that we can be with Him forever.

There is a big problem though. The bad things that we think and do and say get us in trouble. They get us punished. A punishment is something bad that happens to us when we do something bad, like if we get sent to the principal for talking in class, or when we get grounded if we fight with our friends. The bad things that we

Day Three

think, do, and say are called sins. Sin gets us a very big punishment. Our sin keeps us away from Jesus. It means that He can't be with us like He wants to, and it stops us from going to Heaven to spend forever with Him. It's just like our sins get us grounded from being with Jesus, and that grounding lasts forever.

That made Jesus so sad that He decided to do something about it. He decided to come here and take our punishment. Jesus grew up just like we do except that He never did anything bad. He went to school, had friends, and played outside, but He never did anything that He was not supposed to do. When He was a grown-up He started to travel around and tell people that He loves them. He told people that He wants to forgive them. Jesus told people that He had come to save them from their own sins.

Not everybody liked what Jesus was doing. Some people did not want Jesus to tell about His love. They did not want Him to say that He would save people. They arrested Jesus even though He had never done anything wrong. They threw Him in a jail cell. They took all His clothes. They pulled out His hair and His beard. They punched Him in the face. They hit Him and spit on Him. They yelled at Him and told lies about Him. They told Jesus that they were going to kill Him.

Jesus did not have to let them do all those horrible things to Him. Jesus is God. He could have left that jail or stopped those bad men whenever He wanted. Instead He stayed there and let them beat Him up and scream at Him. He let them push sharp thorns into His head. He let them tear up His back with a weapon called a whip. Jesus let them do all those terrible things because He loves us so much. Jesus was taking our punishment. He was letting those do all these things to Him so that He could save us from the "grounding" we talked about. We said that our sins bring us big trouble, but Jesus let that trouble come to Him instead because of how much He loves us.

The people that arrested Jesus kept hurting Jesus all night long. In the morning they were ready to kill Him. They took a rough piece of wood full of splinters and put it on Jesus' back. They made Him carry it up to the top of a tall hill. They put Jesus on a cross. A cross is two pieces of wood put together to look like a plus sign or the letter "t". (*Make a cross with your fingers.*) They took long sharp nails and hammered them through Jesus' wrists and feet. They nailed Jesus to the cross. It was terrible, but Jesus let it all happen to Him because He wanted to save us from the punishment our sins bring to us. That's how much Jesus loves us.

There were two other people being killed on a cross that day. They were also hung on crosses, one to the left of Jesus and one to the right. They were very bad men who had done some very bad things. One of the bad men started to make fun of Jesus. "You said you wanted to save everybody," he teased, "but you can't even save yourself."

The other man on a cross could not believe what he was hearing. He knew that he was a thief. He knew that He was being killed on a cross because he had done bad things. He knew that he deserved it. He could see that Jesus was different. Jesus was not being killed because of bad things He had done, because Jesus had never even done anything bad. Jesus was dying on the cross to save people like us. The thief spoke to the other man, the man who was making fun of Jesus. "Don't say those things," he said. "We are being punished for all the bad stuff we did. But Jesus didn't do anything bad. He's dying because He loves us. He's dying because He wants to save us." Then the thief turned to look at Jesus. "Jesus," he asked, "Will you please remember me when you get to Heaven?" The thief wanted to be forgiven. He wanted Jesus to love Him. He wanted to go to Heaven with Jesus, even though he didn't really deserve it.

Jesus looked at the thief. The thief had done lots of bad things. He had not been a good person. He had never done anything for Jesus before. But Jesus loved that man. Jesus was dying for that man just like He was dying for us. Jesus was letting Himself die on the cross so that He could take away sins just like the sins of the thief on the cross. He knew that the thief did not deserve to go to Heaven. That thief was a sinner, just like every one of us. Jesus loved him so much that He wanted to save Him as a free present. Jesus spoke to the man. "Today you will be in Heaven with me." Jesus forgave the thief.

A little while later, Jesus died. The good news is that the story did not end there. Jesus did not stay dead. Three days later He came back to life. He beat death and sin. He visited all His friends. He told them that He had died and come back to life so that He could forgive us and save us. He had made a way to get rid of sin, because He loves us so much.

That thief on the cross was not a good man. He had not done anything to deserve Jesus' love. The bad news is that neither have we. Jesus made us and loves us, but we still do things that He asks us not to do. The good news is that Jesus loves us with all the love in the universe. He loves us so much that He would do anything to forgive us and to save us. He even came here and died so that we could be with Him forever in Heaven. Jesus forgave the thief on the cross, just because He loves that thief. He wants to do the same thing for us too,

Day Three

because He loves us.

We're going to make something that will help us remember how much Jesus loves us and how He wants to save us.

Each day you will close the story time with an invitation to accept Jesus. Say something like this: God wants everybody to follow Him. The problem is that sometimes we do bad things that the Bible calls sin. A sin is anything that we do that God does not want us to do. God still loves us, even though we sin. That's why Jesus came. Jesus died on the cross to be punished for our sins. Then on the third day He came back to life. Now, for anybody who asks, Jesus will take away our sins and become a part of our lives. He will help us to follow Him. The Bible says that if we believe Jesus in our hearts and follow Him, He will save us from our sin and help us to follow God. Then one day we will be with Him in Heaven. Anybody who wants to choose to follow Jesus can do that today. We would love to help you know how.

Prayer Time

Take this time after the story to pray with the children in your small group. Ask them for things they would like to pray about. Tell God how awesome He is. Ask Him to help you and the children in your small group to listen to God and obey Him. Pray that the children in your group will get to know God and feel the love He has for them.

Craft

While still in your small groups, lead the children in making the craft for the day. The craft time is not only a way to reinforce the lesson, but it also allows time to get to know the children in your small group. During this time, ask them questions about their families, friends, and school. Invest in their lives.

Salvation Bracelets

Supplies: For each child—one string or cord for bracelet, and five beads, one each of red, black, white, green, and yellow (or gold)

For instructions on how to make today's craft, see the following pages. Step by step instructions on which order to put the beads on the bracelet and bilingual explanations of the colors' meanings are included. You will also find optional hand out pages to give the children to help them remember the meaning of the bracelet. During this craft you will be explaining God's plan for salvation. It is very important that you approach it with sensitivity to children that may be ready to make decisions to accept Christ. Please spend time in practice and prayer so that you will be ready when the time comes to clearly explain what salvation means.

TIP—There are one page posters with the memory verse in English and in Spanish in the Supplements and Handouts portion of this packet. Having a copy of the one page memory verse poster with you can help you teach the verse.

Memory Verse Activity

Each day the small group time will include a Memory Verse Activity. The Memory Verse time is one of the most important activities of the day. We want these children to remember God's word and why it is important to them. A list of potential activities is included in the Supplements and Handouts portion of this packet. Use a different idea from that list each day to help the children learn the words of the verse and to explain why it applies to their lives. (Some require extra preparation, so be sure to review the list in advance.) The memory verse for this week is:

English: Zephaniah 3:17a—The LORD your God is with you; He is mighty to save.

Spanish: Sofonías 3:17a—El SEÑOR tu Dios está en medio de ti; él salvará.

Day Three

Wrap Up

Each day you will end your Rainbow Express in a second large group session. Have all the children return to the tarp where you started. Sometimes the movement from small groups to large group becomes distracting, especially to younger children. If you find your children becoming noisy as you return to your large group, consider singing a few songs to help everybody focus again.

The last thing you will do before games and snacks is to review the memory verse and the day's lesson. Have the large group leader give a brief re-telling of the day's story. As you tell the story, frequently pause to let the children answer questions and fill in the blanks about the lesson. When you finish reviewing the story, have everybody say the memory verse together one last time. After reviewing the memory verse, pray before dismissing to game time and snacks.

Game Time/Snacks

When you are finished, pray together and be ready to play games until the end of the Rainbow Express program. After the game time, pass out snacks, clean up the area, and walk everyone home. Return to Mission Arlington to turn in your materials and attendance sheet.

Day Three Craft

Note-When explaining the meanings of the colors, refer to the bead and the sin it represents as dark rather than black.

DARK- This reminds us of sin. Sin is anything we do that is not what God wants us to do. The Bible says that everyone has sinned.

OSCURO- *Este representa el pecado. El pecado es cualquier cosa que hacemos que no complace a Dios. La Biblia nos dice que todos hemos pecado.*

TIP—This page is given for small group leaders to use as a guide to help them when explaining the meanings of the colors. The next two pages are intended as optional extras you can send home with your Rainbow Express students to help them remember the meaning of the bracelet.

RED- This reminds us of Jesus' blood. Jesus was God's Son and He died on the cross to pay the punishment for our sins.

ROJO- *Este representa la sangre de Jesús. Jesús es el Hijo de Dios y El murió en la cruz para pagar por las consecuencias de nuestros pecados.*

WHITE- This reminds us of our new lives. The Bible says that after we have accepted Jesus, we are brand new. He cleans out the sin that was in us. Jesus is in our lives! He will never leave!

BLANCO- *Este representa nueva vida. La Biblia dice que al aceptar a Jesús como nuestro Salvador, somos hechos nuevos. El limpia el pecado que estaba dentro de nosotros. ¡Esto es porque Jesús esta en nuestras vidas!*

GREEN- This reminds us that we are to grow as a Christian. In order to grow in our relationship with God, we need to pray, read the Bible, and hang out with other Christians by coming to Bible Study.

VERDE- *Este representa crecimiento como Cristiano. Para crecer necesitamos tener una relación con Dios. Esto es posible orando, leyendo la Biblia, y teniendo convivió con otros Cristianos por venir al Estudio Bíblico.*

YELLOW- This reminds us of Heaven! The Bible says that every person who has trusted Jesus to be his or her Savior will spend forever in Heaven with Him.

AMARILLO- *Este representa el cielo. La Biblia nos dice que cada persona que ha puesto su fe en Jesús como Salvador estará por toda la eternidad en el cielo a lado de El.*



dark

Sometimes I do bad things that make God sad.

A veces hago cosas malas que no le gustan a Dios.



red

Jesus loves me, so He died on the cross to help me.

Jesús se murió en la cruz por mí porque me ama.



white

Jesus can take away all the bad things I do.

Jesús puede quitar todas las cosas malas que hago.



green

I can follow Jesus and learn to be more like Him.

Yo puedo seguir a Jesús y aprender ser mas como El.



yellow

One day I will be with Jesus in Heaven.

Un día estaré en El Cielo con Jesús.



dark

Everyone has sinned. No one measures up to God's glory. Romans 3:23

red

But here is how God has shown His love for us. While we were still sinners, Christ died for us. Romans 5:8

white

Anyone who believes in Christ is a new creation. The old is gone! The new has come! 2 Corinthians 5:17

green

You are the children that God dearly loves. So be just like Him. Ephesians 5:1

yellow

[Jesus said] "In my Father's house are many rooms; if it were not so, I would have told you. I am going there to prepare a place for you. And if I go and prepare a place for you, I will come back and take you to be with me that you also may be where I am." John 14:2-3



Pues todos han pecado y están privados de la gloria de Dios.
Romanos 3:23



Pero Dios demuestra su amor por nosotros en esto: en que cuando todavía éramos pecadores, Cristo murió por nosotros. Romanos 5:8



Por lo tanto, si alguno está en Cristo, es una nueva creación. ¡Lo viejo ha pasado, ha llegado ya lo nuevo! 2 Corintios 5:17



Por tanto, imiten a Dios, como hijos muy amados. Efesios 5:1



En el hogar de mi Padre hay muchas viviendas; si no fuera así, ya se lo habría dicho a ustedes. Voy a prepararles un lugar. Y si me voy y se lo preparo, vendré para llevármelos conmigo. Así ustedes estarán donde yo esté. Juan 14:2-3

Day Four

SUMMARY

- **Large Group**
 - Songs
 - Puppets
 - Testimony
 - Memory Verse: Next Word Relay
- **Small Group**
 - Story: The Hebrews & the Disciples
 - Theme: Jesus Helps Us When We Feel Alone
 - Scripture for today's story: Numbers 11,13:25-14:4 & Matthew 28:16-20, Acts 2:1-41
 - Memory Verse Review
- **Large Group**
 - Story review questions

Pre-Rainbow Express Gathering

You will begin each day by knocking on doors and then playing games to help attract children to your Rainbow Express.

Song Time/Puppets

When it is time to begin your activities, have all the children sit down in a large group. It would be helpful to bring a tarp for them to sit on. When the children are together and seated on the tarp, begin your song time.

The Song Leader will come to the front of the group to lead songs. One or two others may also want to come to the front to help show motions. Be sure to have several songs ready to sing and that everyone in the group knows the songs.

During this time you will also have the puppets sing their song(s). Doing the puppet show in between songs can help keep the children's attention. You are provided with one song for each day. If the children are responding well and enjoying the puppet music, it is okay to perform more than one of the songs and repeat the songs from day to day.

Testimony

This week you will be sharing how Jesus is uniquely able to help us. Each day you will be sharing stories, songs, crafts, and other activities that help the children understand that we can be sure that Jesus Christ is our only Savior. Obviously, the decision to follow Christ is an incredibly personal decision. It is important that the children and youth who attend your Rainbow Express understand that a personal relationship with Christ is a very important reality for the members of your group. Every day during the opening time one or two members of your group can share a short version of their testimony in front of the large group. The goal is to let the children see how listening and obeying as God has spoken in your life has made a practical and meaningful difference. *(For help on sharing in a way that will be age-appropriate and meaningful with children, each person who plans to give their testimony should read the sheet Tips on Preparing Your Testimony in the training materials section of this packet.)*

TIP—The Large Group Leader should serve as a sort of “master of ceremonies” to keep each activity flowing smoothly. He should not, however, tell the day's Bible story. That will go much smoother in the small group time. Children listen more attentively in smaller groups.

Memory Verse Activity

When the Large Group Leader finishes his opening time, the Memory Verse Teacher will come to the front to lead the memory verse activity. The large group memory verse activity for day four is “Next Word Relay”. Have your poster of the memory verse available. Read through the verse all together several times to practice. Divide the

Day Four

children into two or more teams. Then, split each team in half. Have the two halves face each other in a single file line, about ten feet apart. Have the first person on the team say the first word of the verse. That player then runs across and tags the first player in the line facing them. The first player then runs to the back of that line. The second player then says the next word in the verse, then runs across to tag the player on the opposite line. Keep going until each team has said the whole verse. You may want to bring a stopwatch to time the children and see which team can do it the fastest.

Introduction of Today's Story--Building the Foundation

When the Memory Verse Teacher is finished, the Large Group Leader will return to the front to provide a brief introduction to the day's theme and story. Each day you will re-introduce the concept that the Bible tells us the truth about God's love and the Savior He sent for us. Take time to sum up the previous days' stories and themes. Be sure each day to introduce the theme for the day's story. The stories for the whole week are intended to show that we can be confident in Jesus as our Savior. Help the children understand that God wants desperately for all people to know Him and accept Christ as their Savior. When you have finished this introduction, divide the children into small groups to hear the Bible story. Remember, this is just an introduction to today's theme. It is important to keep this time brief. You can use the text below as a guide.

Yesterday we learned about the best thing that Jesus ever did for us. We learned that Jesus let Himself be killed on the cross so that He could make a way to save us. We said that Jesus did not stay dead, but that He came back to life for us. He did all of that so that He could save us.

That was the best gift that Jesus ever gave to us, but it wasn't the last. Jesus did not save us and then leave us. He wants to be a part of our life every single day. He wants us to count on Him to help us out every time we need help.

A long time ago there was a group of people that had a very hard time learning to trust God to take care of them. They were called the Hebrews. The Hebrews lived in a place called Egypt. They had very hard lives, because they were slaves. They had to work very hard for the people in Egypt, without getting any money or enough food to eat.

God saved the Hebrews. He did some amazing things to help them escape from Egypt. God told the Hebrew people that He was going to lead them to a special place full of wonderful food to eat. He was going to help them cross a dangerous desert until they found the special place He had for them. He promised to always be with them.

Do you know what the Hebrews did? Instead of trusting God to take care of them, they started complaining. They said that there was not enough food to eat in the desert, so God gave them special bread every morning. They said they were thirsty, so God made water come out of a rock! They said there was no meat to eat, so God sent them a huge flock of birds. No matter how much God did, they still complained! In fact, they even said they wished they had never left Egypt.

The Hebrews had a very hard time learning to trust God. Even though He showed them over and over that He would give them everything they needed, they never stopped complaining. They worried He wouldn't do what He promised. We don't have to be like that. We can know that we can always trust Jesus to help us.

Small Group Story Time

When the Large Group Time is over, divide the children into small groups for story time. The text provided here is to serve as a guide for you while you tell the story. Read it through several times and be able to tell it from memory. It is not important to be able to recite this story word-for-word. Your goal is to be able to relate the story to a level children will understand. Use the wording included here as suggestions to help you make these concepts understood by elementary age children. Feel free to adapt these words to fit well with your own style.

Today's Story:

We have learned a lot about Jesus this week. We learned that He will always love us, always forgive us, and always save us. We learned that all we have to do is ask Him, and He will do all those wonderful things for us. We learned yesterday that Jesus died on the cross so that He could be part of our lives every day. Jesus promises

Day Four

that He will never leave us if we ask Him to come into our lives.

In our large group time, we talked about the Hebrews. The Hebrews had a hard time trusting in God, even though they saw all the ways that He took care of them. Now we're going to learn about a group of men that *did* learn to trust Jesus and about all the great things that He helped them to do. While Jesus was here on Earth, He spent a lot of time hanging out with a special group of friends called the disciples. The disciples were twelve friends that traveled with Jesus wherever He went. They learned from Him and helped Him to help people.

The disciples were very sad when Jesus died on the cross. They thought their best friend was gone forever. When Jesus came back to life three days later, the disciples were some of the first people that He visited. They were very excited to see Him. Jesus gave the disciples a great big job. He told them that they needed to tell the whole world about him. Jesus wants all people to get a chance to believe in Him and ask Him to be in their life.

The disciples were a little bit worried. They did not know if they would be able to do such a big job. They knew that Jesus was going to go back to Heaven. They were scared without Him. Jesus told the disciples not to worry. He made them a promise that He would never leave anybody who loves Him.

At last the day came for Jesus to go back to Heaven. The disciples went with Jesus to the top of a hill. Jesus told them that He was going back to Heaven. He told them not to be afraid. He told them, "I want you to go all over the whole world to tell people about Me. Teach them what I taught you and help them learn to ask Me into their lives. Don't be afraid, because no matter where you go, I will always be with you." The disciples felt much better after Jesus' promise. They were glad to know He would be with them.

The disciples left the mountain and went to a city called Jerusalem. They were still a little afraid. They wanted to do what Jesus had asked them to do. They wanted to tell the whole world about Jesus, but they were not sure they would be able to do it. Even though the disciples were still a little bit worried, they did not give up. They trusted Jesus. They knew that Jesus had promised to help them, so they trusted Him to do it.

One morning, after Jesus had gone back to Heaven, the disciples were together in Jerusalem. While they were sitting there together, they heard a very loud sound. Something amazing was happening. The disciples started to talk, but the words coming out of their mouths were in many different languages. They could not see Jesus, but they knew that He was right there with them. It was something only Jesus could do! The disciples were excited.

The people outside also heard the loud noise and ran to see what was happening. There were people in Jerusalem from many different countries that spoke many different languages. They came to hear what was going on. They were amazed, because all the people heard the disciples speaking in their own language. They did not understand what was happening.

One of the disciples, named Peter, stood up in front of the crowd. "Everyone listen to me," he said. "You are all hearing us speak in your own language because Jesus is helping us. Jesus loves you and wants you to know that He is the only person that can save you."

Peter told the people all about Jesus. He told them about how Jesus died on the cross and then came back to life three days later. The people were excited to learn about Jesus. Three thousand of them decided that they wanted to ask Jesus to be in their lives. That's a lot of people! The disciples were happy. They trusted that Jesus would help them, and He did. Jesus allowed them to tell many, many people about His love.

The disciples had a lot of trust in Jesus. They knew they could count on Him even when they could not see Him. We can do the same thing. Jesus promised that He would never leave anybody who loves Him. If we ask Jesus to come be a part of our lives, He will do it. He will clean us up on the inside and stay with us forever, helping us to know how to obey God and living as our best friend.

Each day you will close the story time with an invitation to accept Jesus. Say something like this: God wants everybody to follow Him. The problem is that sometimes we do bad things that the Bible calls sin. A sin is anything that we do that God does not want us to do. God still loves us, even though we sin. That's why Jesus came. Jesus died on the cross to be punished for our sins. Then on the third day He came back to life. Now, for anybody who asks, Jesus will take away our sins and become a part of our lives. He will help us to follow Him. The Bible says that if we believe Jesus in our hearts and follow Him, He will save us from our sin and help us to follow God. Then one day we will be with Him in heaven. Anybody that wants to choose to follow Jesus can do that today. We would love to help you know how.

Day Four

Prayer Time

Take this time after the story to pray with the children in your small group. Ask them for things they would like to pray about. Tell God how awesome He is. Ask Him to help you and the children in your small group to listen to God and obey Him. Pray that the children in your group will get to know God and feel the love He has for them.

Craft

While still in your small groups, lead the children in making the craft or filling out the activities packet for the day. The craft time is not only a way to reinforce the lesson, but it also allows time to get to know the children in your small group. During this time, ask them questions about their families, friends, and school. Invest in their lives. For today's craft time you will give each child an activity packet with pictures to color and various puzzles to solve.

Supplies needed: crayons, 1 activities packet for each child

*Note—*an activities packet for days 1,2, & 4 is included in the Supplements and Handouts portion of this curriculum. These pages are copyright free and available for reproduction. You may also find additional resources such as more coloring pages by searching on-line or using Bible coloring books. We will have some copies of these types of additional materials available for you here during your trip. Day 3 you will be making a bead bracelet to share the plan of salvation instead of packets.

Memory Verse Activity

Each day the small group time will include a Memory Verse Activity. The Memory Verse time is one of the most important activities of the day. We want these children to remember God's word and why it is important to them. A list of potential activities is included in the Supplements and Handouts portion of this packet. Use a different idea from that list each day to help the children learn the words of the verse and to explain why it applies to their lives. (Some require extra preparation, so be sure to review the list in advance.) The memory verse for this week is:

TIP—There are one page posters with the memory verse in English and in Spanish in the Supplements and Handouts portion of this packet. Having a copy of the one page memory verse poster with you can help you teach the verse.

English: Zephaniah 3:17a—The LORD your God is with you; He is mighty to save.

Spanish: Sofonías 3:17a—El SEÑOR tu Dios está en medio de ti; él salvará.

Wrap Up

Each day you will end your Rainbow Express in a second large group session. Have all the children return to the tarp where you started. Sometimes the movement from small groups to large group becomes distracting, especially to younger children. If you find your children becoming noisy as you return to your large group, consider singing a few songs to help everybody focus again.

The last thing you will do before games and snacks is to review the memory verse and the day's lesson. Have the large group leader give a brief re-telling of the day's story. As you tell the story, frequently pause to let the children answer questions and fill in the blanks about the lesson. When you finish reviewing the story, have everybody say the memory verse together one last time. After reviewing the memory verse, pray before dismissing to game time and snacks.

Game Time/Snacks

When you are finished, pray together and be ready to play games until the end of the Rainbow Express program. After the game time, pass out snacks, clean up the area, and walk everyone home. Return to Mission Arlington to turn in your materials and attendance sheet.

Section Four

Supplements and Handouts

Reproducible
crafts, song
lyrics, games,
memory verse
activities, and
more

SONGS: Use these suggested songs during your opening song time.
Feel free to add any fun Christian children's songs that you know too.

1. Bubbling

It's bubbling, it's bubbling,
it's bubbling in my soul
There's singing and laughter
since Jesus made me whole
Folks don't understand it,
I cannot keep it quiet!!
It's bubbling, bubbling, bubbling,
bubbling, bubbling day and night

2. Come and Go with Me

Come and go with me to my Father's house
Come and go with me to my Father's house
It's a big, big house with lots and lots of room
A big, big table with lots and lots of food
A big, big yard where we can play football
A big, big house, it's my Father's house

3. Deep and Wide

Deep and wide, deep and wide
There's a fountain flowin' deep and wide
Deep and wide, deep and wide
There's a fountain flowin' deep and wide

4. Do You Love my Jesus

Deep, deep Ohhh deep down down
Deep down in my heart, I love you Jesus
Deep, deep Ohhh deep down down
Deep down in my heart
Do you love my Jesus deep down in your heart?
Yes I love my Jesus deep down in my heart!

5. Father Abraham

Father Abraham had many sons
Many sons had Father Abraham
I am one of them, and so are you
So let's just praise the Lord - Right Arm!

...Left arm, right foot, left foot, nod your head, turn around, sit down!

6. God Is So Good

God is so good, God is so good,
God is so good, He's so good to me
He answers prayer...
I love Him so....

7. Give Me Oil in my Lamp

Give me oil in my lamp,
Keep me burning, burning, burning
Give me oil in my lamp, I pray
Give me oil in my lamp,
Keep me burning, burning, burning

Keep me burning til the break of day
Sing Hosanna, sing Hosanna,
Sing Hosanna to the King of Kings
Sing Hosanna, sing Hosanna,
Sing Hosanna to the King

Give me gas in my Ford,
Keep me truckin' for the Lord...
Give me wax on my board,
Keep me surfin' for the Lord...
Give me umption in my gumption,
Make me function, function, function....

8. The B-I-B-L-E

The B-I-B-L-E, yes that's the book for me
I stand alone on the Word of God
The B-I-B-L-E

TIP—Don't know some of the songs? Has it been too long since you did the motions to Deep and Wide? If you need to learn/refresh any melodies or motions, you can find lots of these songs on YouTube. Just search by the song title.

9. He's a Peach of a Savior

He's a peach of a Savior
He's the apple of my eye
He prunes away the branches
when my branches get too high
He stomps my grapes of wrath
when my life gets too tough
That's why I'm bananas for the Lord
He's the vine and we're the branches
He's the vine and we're the branches
He's the vine and we're the branches
That's why I'm bananas for the Lord

10. I'm All Wrapped Up

I'm all wrapped up, I'm all tied up,
I'm all tangled up in Jesus
I'm all wrapped up, I'm all tied up,
I'm all tangled up in God
I'm all wrapped up, I'm all tied up,
I'm all tangled up in Jesus
I'm all wrapped up, tied up, tangled up in God

11. I'm Gonna Sing, Sing, Sing

I'm gonna sing, sing, sing
I'm gonna shout, shout, shout
I'm gonna sing, I'm gonna shout, Praise the Lord
When those gates are opened wide
I'm gonna sit by Jesus' side
I'm gonna sing, I'm gonna shout, Praise the Lord

SONGS: Use these suggested songs during your opening song time. Feel free to add any fun Christian children's songs that you know too.

12. I'm in the Lord's Army

I may never march in the infantry,
ride in the cavalry, shoot the artillery
I may never fly o'er the enemy
But I'm in the Lord's army, Yes sir!
I'm in the Lord's army, Yes sir!
I'm in the Lord's army, Yes sir!
I may never march in the infantry,
ride in the cavalry, shoot the artillery
I may never fly o'er the enemy
But I'm in the Lord's army

13. I've Got a River of Life

I've got a river of life flowing out of me
Makes the lame to walk and the blind to see
Opens prisoners' doors, sets the captives free
I've got a river of life flowing out of me
Spring up oh well (gush gush gush gush)
within my soul
Spring up oh well (splish splash) and make me whole
Spring up oh well (whoosh) and give to me
That life abundantly

14. I've Got Joy Down in my Heart

I've got joy down in my heart
Deep deep down in my heart
Spell it J-O-Y Down in my heart
Deep deep down in my heart
Who put it there? Jesus put it there
And nothing can destroy it,
destroy it, destroy it — UGH!
I've got joy down in my heart
Deep deep down in my heart

15. I've Got Peace Like a River

I've got peace like a river, I've got peace like a river
I've got peace like a river in my soul
I've got peace like a river, I've got peace like a river
I've got peace like a river in my soul
I've got love like a mountain.....
I've got joy like a fountain.....
I've got peace, love, and joy
like a river mountain fountain.....

16. I Have So Much

I have so much, so much, so much, so much, so much,
so much, so much, so much, so much, so much,
so much, so much, so much (clap) to be thankful for.
(REPEAT)
I have Jesus to be thankful for.....
I have the Bible to be thankful for.....
I have you to be thankful for.....

17. Little Square Box

If I had a little square box to put my Jesus in,
I'd take Him out and hug His neck
and share Him with a friend
But if I had a little square box
to put the devil in,
I'd take him out and STOMP HIS FACE
and put him back again.

18. I've Got the Joy, Joy, Joy, Joy

I've got the joy, joy, joy, joy down in my heart
Where? Down in my heart
Where? Down in my heart
I've got the joy, joy, joy, joy down in my heart
Down in my heart to stay
And I'm so happy, so very happy
I've got the love of Jesus in my heart
Down in my heart
And I'm so happy, so very happy
I've got the love of Jesus in my heart

And if the devil doesn't like it
he can sit on a tack! Ouch!.....
And if the devil doesn't like it
he can swallow a bomb! Boom!.....
And if the devil doesn't like it
he can fall off a cliff! Ahhh!.....
I've got the wonderful love of my blessed redeemer
way down in the depths of my heart....

19. If You're Happy and You Know It

If you're happy and you know it clap your hands
If you're happy and you know it clap your hands
If you're happy and you know it
then your face will surely show it
If you're happy and you know it clap your hands
If you're happy and you know it
stomp your feet...
If you're happy and you know it say Amen...
If you're happy and you know it Praise the Lord...
If you're happy and you know it say Yee-Haw...

20. Jesus in the Morning

Jesus, Jesus, Jesus in the morning
Jesus at the noon time
Jesus, Jesus, Jesus when the sun goes down

Love Him....
Serve Him...
Praise Him...
Share Him...
Thank Him...

SONGS: Use these suggested songs during your opening song time.
Feel free to add any fun Christian children's songs that you know too.

21. Jesus Is my Rock

Jesus is my Rock, and He rolls my blues away
Bop shoe Bop Shoe Bop Woo!! (Repeat 2x)

22. Jesus Loves Me

Jesus loves me this I know,
for the Bible tells me so
Little ones to Him belong
They are weak but He is strong
Chorus:
Singing na na na na na na na na- Heh!
Na na na na na na na na- Huh!
Yes, Jesus loves me, Yes, Jesus loves me,
Yes, Jesus loves me, The Bible tells me so

Jesus loves me when I'm good
When I do the things I should
Jesus loves me when I'm bad
Though it makes Him very sad
(Chorus)

23. My God Is So Big

My God is so big, so strong and so mighty
There's nothing my God cannot do
My God is so big, so strong and so mighty
There's nothing my God cannot do
The mountains are His, the rivers are His
The stars are His handiwork too
My God is so big, so strong and so mighty
There's nothing my God cannot do, for you

24. No One That I Know

No one that I know walks like you,
Talks like you, or looks like you
No one that I know is like you
No one else does what you do

25. Sheep Song

I wanna be a sheep baa baa,
I wanna be a sheep baa baa
Cuz Jesus loves sheep
I wanna be a sheep baa baa
I don't wanna be a goat nope nope
I don't wanna be a goat nope nope
Cuz there ain't no hope for goats
I don't wanna be a goat nope nope

26. Satan Didn't Like It

Satan didn't like it when we
Came outta the wilderness
Came outta the wilderness
Came outta the wilderness
Satan didn't like it when we
Came outta the wilderness
Walkin' with the Lord, Walkin' with the Lord
Walkin' with the Lord
Satan didn't like it when we
Came outta the wilderness
Walkin' with the Lord

Swimmin' with the Lord...
Dancin' with the Lord...

27. Shake a Friend's Hand

Shake a friend's hand,
Shake the hand next to you
Shake a friend's hand and sing along
Shake a friend's hand,
Shake the hand next to you
Shake a friend's hand and sing,
Sing a ha-la-la-la-la-la-leluah,
Ha-la-la-la-la-leluah (repeat)

Scratch a friend's back, ...
Hug a friend's neck...

28. Swing Low, Sweet Chariot

Swing low, sweet chariot
Comin' fo' to carry me home
Swing low, sweet chariot
Comin' fo' to carry me home

29. On a Day Like This

On a day like this (clap, clap)
On a day like this (clap, clap)
On a day like this (clap) Ohhhhhhhh
I need the Lord to help me
On a day like this (stomp, stomp, clap, clap)
On a day like this (stomp, stomp, clap, clap)
On a day like this (stomp, clap) Ohhhhhhhh
I need the Lord to help me

On a day like this (toot, toot, stomp, stomp, clap, clap)...
On a day like this (pat, pat, toot, toot, stomp, stomp,
clap, clap)...
On a day like this (bounce, bounce, pat, pat, toot, toot,
stomp, stomp, clap, clap)

SONGS: Use these suggested songs during your opening song time. Feel free to add any fun Christian children's songs that you know too.

30. The Fruit of the Spirit

The fruit of the Spirit's not a banana
 The fruit of the Spirit's not a banana
 If you wanna be a banana
 You might as well hear it
 You can't be a fruit of the Spirit
 Cuz the fruit is love, joy, peace and patience, kindness,
 goodness, faithfulness, gentleness and self control
 The fruit of the Spirit's not a coconut...
 The fruit of the Spirit's not a lemon...

31. This is the Day

This is the day, this is the day
 That the Lord has made, that the Lord has made
 I will rejoice, I will rejoice
 And be glad in it, And be glad in it
 This is the day that the Lord has made
 I will rejoice and be glad in it
 This is the day, this is the day
 That the Lord has made

32. This Little Light of Mine

This little light of mine, I'm gonna let it shine
 This little light of mine, I'm gonna let it shine
 This little light of mine, I'm gonna let it shine
 Let it shine, let it shine, let it shine
 Hide it under a bush, oh no!
 I'm gonna let it shine
 Hide it under a bush, oh no!
 I'm gonna let it shine
 Hide it under a bush, oh no!
 I'm gonna let it shine
 Let it shine, let it shine, let it shine

Won't let satan blow it out,
 I'm gonna let it shine

33. Walk, Walk, Walk, Walk in the Light

It's a great day to praise the Lord.
 It's a great day to praise the Lord.
 It's a great day to praise the Lord.
 Walking in the Light of Love.
 Walk, walk, walk, walk in the light (Hey!)
 Walk, walk, walk, walk in the light (Hey!)
 Walk, walk, walk, walk in the light (Hey!)
 Walking in the Light of Love.

It's a great day to hug a neck...
 It's a great day to say "Amen!"...

34. What a Mighty God We Serve

What a mighty God we serve
 What a mighty God we serve
 Angels bow before Him
 Heaven and earth adore Him.
 What a mighty God we serve.

35. Who's the King of the Jungle?

Who's the king of the jungle? ooo ooo
 Who's the king of the sea?
 wiggle wiggle wiggle
 Who's the king of the universe,
 and who's the king of me?
 I tell you J-E-S-U-S! Yes!
 He's the King of me
 He's the king of the universe,
 the jungle, ooo ooo
 and the sea. wiggle wiggle wiggle

36. With Jesus in your Boat

With Jesus in your boat,
 you can smile through the storm
 Smile through the storm,
 smile through the storm
 With Jesus in your boat,
 you can smile through the storm
 When you're sailing home
 Sailing, sailing home, sailing, sailing home
 With Jesus in your boat, you can smile through the
 storm when you're sailing home

GAMES: These games are just suggestions to help you get started. Feel free to incorporate other children's games you think will work well.

Big, Bad Wolf: Have the children stand in a line at one end of the game area. One leader or child is the “Big, Bad Wolf” and will stand at the other end of the area with her back to the children. In unison, the children shout, “What time is it Mr. Wolf?” The wolf answers with an hour, “4 o'clock”, for example. The children take that number of steps forward. If the wolf said “4 o'clock,” the children would take 4 steps toward the wolf. When the wolf thinks the children are close enough to her, she answers their question with, “It's eating time!” Then she chases them back to their starting line. Anyone she tags joins her as a wolf. The game ends when all but one participant has been tagged.

Knots: Direct children to stand in a circle, then tell them to join right hands with someone across from them. While maintaining that grip, each person should grab a different person's left hand. No one should join hands with a person immediately beside him or her. The objective of the game simply is to untangle masses of arms, legs, and bodies without releasing hand grips. Twisting or adjusting a grip is permissible and needed to prevent impossible movements of joints! Untangling the knot may take time, but usually a single large circle or two small ones (interconnected) are formed. If, after a reasonable amount of time, the group is still helplessly tangled, direct two participants to drop each other's hands. Doing so will permit a quick solution.

Overall Understanding: Players are divided into two teams. Teams line up in parallel rows with players standing behind one another. The first player on each team is given a beach ball, or balloon. When the leader says, “Go,” the first player on each line passes the ball backward over her head to the second player. The second player passes the ball under his legs to the next person in line, and so forth. The ball continues to be passed backward down the line, alternately over and under, until it reaches the last player. The last player, receiving the ball, runs to the front of his or her line and begins to pass the ball back again. This continues until every player on the line has a chance to be at the beginning. The team whose first player gets to the front of the line again is the winner.

PREPARATION TIP—Once children get “wound up”, it can be tough to get them “wound down” again. Games time is an important bonding opportunity between you and the children. Don't use games that are too rough or that could become a distraction: Red Rover, roughhousing, etc.

Parachute: You will have a tarp with you to use for the children to sit on each day. The tarp can double as a “parachute”. Have the kids stand on all sides of the tarp and hold it at waist level. Each side of the tarp is a team, making four teams. Put a beach ball on the tarp. Have the kids shake the tarp. They should try to shake the tarp so that the beach ball falls off another team's side. Whenever the beach ball falls off the tarp, the team on that side gets a point. The team that has the fewest points at the end of the game wins.

People to People: Tell everyone to find a partner and choose one person to lead the game. The leader yells a body part, and the players will touch each other using that part. For example, the leader might say, “knee to knee,” and the partners will touch knees. After several rounds, the leader will yell, “people to people,” and everyone has to find a new partner. The leader also runs into the crowd and finds a partner. Whoever is left without a partner is the new leader.

Sharks and Minnows: You will need a good size running area for this game. Have the children line up along one side of the area. They are the “minnows”. Have the leader stand in the middle of the area. The leader is the shark. When the shark yells “Go!”, the minnows run to the other end of the area. The shark runs around and tags as many minnows as possible before they reach the other end of the field. When a minnow is tagged, he or she must freeze wherever tagged. When all of the untagged minnows reach the end of the area, the shark yells, “Go!” again. This time the shark and the frozen minnows may tag the runners. The game continues until there is only one minnow left. That minnow is the winner and begins the next game as the shark.

Everybody's It Tag: There are two rules: (1) everybody is It, and (2) when a player is tagged, he or she is frozen. Have everyone stand in a circle. Then the leader shouts “Everybody's it!” and the game starts (and quickly ends).

Hospital Tag: The first time a player is tagged, she puts her hand on the part of herself that was tagged. The second time she is tagged, she must put her other hand on that area. The third time, because she is out of hands, she must sit down.

GAMES: These games are just suggestions to help you get started. Feel free to incorporate other children's games you think will work well.

Freezer/Defroster Tag: A tagged player must freeze with his hands and feet on the ground and his back to the sky. He can move again when another player crawls between his hands and feet.

Trust Walk: Chose a landmark in your area to be the "goal" of this game. A mailbox or tree will probably be readily available for this purpose. Blindfold one player and choose another player to be the "guide." Have the rest of the children scatter themselves between the blindfolded person and the goal. The guide leads the blindfolded person through all the people to the goal while the children in the way will call out other directions. The blindfolded player must listen carefully to the guides instructions. Let the children take turns being blindfolded and being the guide.

Circle Spot Rush: All players stand in a circle, arms' length apart, facing inward. In the center of the circle are small markers (paper plates, pieces of construction paper, etc.). The number of markers is always one less than the number of players. The leader of the game stands just outside the circle and calls out various types of movement: run, skip, hop, etc. The players move clockwise around the circle in the way directed by the leader. The game leader can also call out *stop* (all players freeze wherever they are) or *about face* (players continue to move in the same manner but reverse directions). When the game leader yells *rush* all players run to the center of the circle and try to stand on one of the markers. Whichever player does not stand on a marker is eliminated. One marker is removed and play continues. The object of the game is to be the last player remaining.

Animal Relay: Each small group will be a team. Teams stand in single file lines, facing a finish line about fifty feet away. The first player runs across the finish line, runs back, tags the next player, and goes to the end of the line. The relay continues until each player has run twice. While they run the game leader calls out various animals. All players must run like that animal until the next one is called. The first team to have all their players finish twice wins.

Sit Down Volleyball- *materials needed: beach ball:* Divide all players into two equal teams. Have the two teams sit down indian-style facing each other in two to four rows. The object of the game is to get the ball behind the other team. One person throws the ball up in the air and the two teams hit the ball back and forth until one team hits it over the heads of the other team and it lands behind them. Score just like regular volleyball. The catch is that both teams have to stay seated throughout the entire game. You can add variety to the game by having each team use only one hand or sitting with teams backs toward each other instead of facing each other.

Elbow Tag: Assign all players a partner. Spread pairs out evenly across the playing area. Have the pairs link arms. Choose one pair to start out as the chaser "It", and the chasee. Just like regular tag, It tries to tag the chasee. If the chasee is tagged, he or she in turn becomes it and the chase reverses. The chasee's goal is to link with another player. When the chasee links arms with one side of a pair, the other player must unlink, becoming the chasee.

PUPPETS

Remember that you can borrow puppets from Mission Arlington / Mission Metroplex if you do not have any.

More than two decades ago, we learned that puppets have a power to draw people. Obviously a simple puppet show holds the most charm for young children. You will be amazed, however, how many parents, grandparents, aunts, and uncles will come to watch puppets just because they are curious. This gives you a great opportunity to connect with them and potentially share the gospel. So don't be afraid to try using them, even if you never have before. Here are some tips on how easily incorporate puppets into your Rainbow Express program:

SONG TIME—Have the puppets sing along with the songs. This is fun for young children.

MEMORY VERSE—Have the puppets help teach the memory verse. We have found it to be especially helpful to have the children teach the memory verse to the puppets. Let the puppets “play dumb” so that it takes them several tries to learn it.


GATHERING—Have the puppets going while you are out knocking on doors and taking attendance. You will find the puppet show attracts plenty of curiosity.

CLOSING TIME—Have the puppets ask the review questions in the final large group time. Alternatively, you could have the puppets give funny answers to the review questions asked and let the children help correct them.

PUPPET CONCERTS—One of the simplest and surprisingly effective ways to use puppets is to let them give a one or two song “concert” each day during your Rainbow Express program. You will be given a CD of four songs while you are at Mission Arlington, each of which will incorporate thematically with one of the days of Rainbow Express. Use these as the final song from each day's puppet concert and as a segue to introduce the days' topic. You can add your own songs too. We have had great response with upbeat Christian music, especially if there is an easy chorus the kids can catch on to and sing along with. Songs like “Get Down” or “Big House” by Audio Adrenaline, “Dive” by Steven Curtis Chapman, “Shine” or “He Reigns” by the Newsboys, and a huge number of others by artists like David Crowder, The Supertones, and more are fun songs to do with puppets.

A NOTE ON PUPPET MUSIC—It is very important to remember that some songs that might be youth group favorites may be more likely to drive away than attract some parents. Keep in mind that the goal is to find opportunities to interact with all age groups, not just children and teenagers. Don't forget that the music is for the residents of the apartments, not for our personal listening pleasure. If you would like to purchase more puppet music, the CDs we will loan you while you are here are from a series called RPM-Righteous Pop Music. You can order from them on-line from the company that produces them at onewaystreet.com.

PREPARATION TIP: Print the lyrics to each of the four puppet songs. Taping these sheets to the inside of your puppet stage will help you as you perform. If you do not have a puppet stage you can easily make one out of a large cardboard box (at Mission Arlington we use refrigerator boxes or washer/dryer boxes). Just cut and unfold the box and then decorate the front with butcher paper, spray paint, or any other way that you would like. If you are not able to make one, you may borrow one from Mission Arlington / Mission Metroplex while you are here.



PUPPETS DAY ONE—to the tune of “She Loves You” by The Beatles

Chorus

He loves you, yeah, yeah, yeah
 He loves you, yeah, yeah, yeah
 He loves you, yeah, yeah, yeah, yeah

You may think you’re not loved, and think God’s far away
 But it’s you He’s thinking of, and His Word has this to say
 It says He loves you, though He knows that you’ve been bad
 He loves you, and you know that you should be glad. Oooh

God sent His own Son
 Just so you could be saved
 He died for everyone, and He rose up from the grave
 because He loves you, though He knows that you’ve been bad
 He loves you, and you know that you should be glad. Oooh

Chorus

He loves you, yeah, yeah, yeah

 He loves you, yeah, yeah, yeah
 With a God like that
 you know you should be glad. Oooh

You know its up to you, to make the choice that’s smart
 So say you love Him too
 Ask Jesus in your heart

because He loves you, though He knows that you’ve been bad
 He loves you, and you know that you should be glad. Oooh

Repeat Chorus

With a God like that
 you know you should be glad (2x)

Yeah, yeah, yeah, yeah, yeah, yeah, yeah

PUPPETS DAY TWO—to the tune of “For the Longest Time” by Billy Joel

Oh, for the longest time
Oh, for the longest

I was searching for something in my
life,
All I found was conflicts, pain, and
strife
Now where could I go?
The answers I did not know
So I kept searching for the longest
time

Then I thought God’s Spirit was all
gone
But now I know His love is oh, so
strong
That’s where He found me
And He put His arms around me
He’d been waiting there for the long-
est time

Oh, for the longest time
Oh, for the longest

His sweet voice I answered when it
called
For the greatest miracle of all is how
He loved me
And died to set mankind free
Now I will serve Him for the longest
time

Maybe you’ve been searching too
long
You feel discouraged, not very strong

Maybe now you’ll hear what I say
Turn to the Lord
He’s more than you’ve hoped for

He knows how to mend the hearts of
men
If you say you’re sorry for your sins
He will forget them as if they had
never been
And you can serve Him for the long-
est time

I had second thoughts at the start
I said to the Lord, “Take all of my
heart”
Now I know the Savior lives in me
He’s wonderful, you see
And much more than I’d hoped for

I don’t care what consequence it
brings
I intend to give Him everything
I love Him so much
I think you ought to know that
I intend to love Him for the longest
time

Oh, for the longest time
(repeat and fade)

PUPPETS DAY THREE— to the tune of “Walkin’ on the Sun” by Smash Mouth

It ain’t no joke I’d like to win the
world for Christ

And tell the world that Jesus died for
you and me

And show the world they can believe
Him and

Receive Him

Hey, I know I’m just one guy

But God’s love has set me free

This is the life for me, they call it
Christianity

He gave me liberty, and it lasts
eternally

And it’s the way to get to Heaven
For the lost and alone

If you call Him He will answer
‘cause He’s still on the throne

Chorus:

So don’t delay, act now, His Word
Will show you how

Just ask Him into your heart

And He’ll give you a new start

And then you follow and give Him
your tomorrows

Because the battle’s won, you might
as well be

Walkin’ with the Son

Two thousand years ago God sent His
only Son

And He rose up from the grave

So that we could be saved

And believers today, we worship Him
and pray

Just singin’ and clappin’, and
blessings will happen

And we have joy and peace that
never will decrease

And His love we show to everyone
we know

So come and join us as we sing

And praise our King

Because He is Lord and Sovereign
over everything

Chorus

It ain’t no joke when people think
They have no hope

And their heart’s so troubled that
They think they can not cope

Don’t criticize behavior, just point
them

To the Savior

You know rule number one is love
God

And love your neighbor

So don’t sit back, kick back and

Watch the world get bushwhacked

News at 10:00 the power of God

Beats Satan’s attack

Put away your sin before your sin
puts you away

Just follow Jesus, He’ll be there to
Show you the way

Repeat Chorus 2x

All God asks you is let Him be there

PUPPETS DAY FOUR—to the tune of “Don’t Worry, Be Happy” by Bobby McFerrin

Here’s a little song I wrote
 You might want to sing it note for note
 Don’t worry, trust Jesus
 In every life you’ll have some trouble
 But when you worry, you make it double
 Don’t worry, trust Jesus
 Don’t worry, trust Jesus now
 Don’t worry, trust Jesus. Don’t worry, trust Jesus

Look at the birds, they don’t grow crops
 But your Father’s love for them never stops
 Don’t worry, trust Jesus
 Consider the lilies, they do not spin
 Don’t worry, trust Jesus
 Don’t worry, trust Jesus now
 Don’t worry, trust Jesus. Don’t worry, trust Jesus

When you worry you want to quit
 That won’t help you out one bit
 Don’t worry, trust Jesus
 Just look all around and you know it’s true
 The Father will take care of you
 Don’t worry, trust Jesus
 Don’t worry, trust Jesus now
 Don’t worry, trust Jesus.


Jesus said,
 “Don’t worry about things: food, drink, and clothes. Well, you already have life, and a body, and they are far more important than what you eat and wear. Look at the birds! They don’t worry about what to eat! They don’t need to sow, or reap, or store up food! For your Heavenly Father feeds them, and you are far more valuable to Him than they are. Will all your worries add a single moment to your life?”

Activity Packets

Handouts with coloring pages and other activities for days 1, 2, and 4 (day 3 you will be making a bracelet instead)



Jesus was kind to the woman at the well
when nobody else was.



S H
 H G E D
 W S T M E G O T H
 I I U R I Y O O Y I S O
 Y O T H A V L U R D T E

Can you help fix this sign? The letters fell off the sign. They did not fall in order, but they did fall straight down. Can you put them back up?

N	H	K	A	M	A	L	F	K	Y	S	N	K	N	V
F	A	K	R	I	C	J	F	R	C	M	W	X	B	V
M	N	T	E	E	X	O	K	H	M	M	D	A	T	Q
B	O	E	I	N	T	M	Q	Q	C	I	V	G	Z	R
U	J	X	S	R	S	A	Y	N	I	N	E	V	E	H
C	I	U	D	O	A	T	W	V	E	N	A	M	O	W
K	P	V	B	Q	S	M	E	I	S	H	D	K	P	S
E	I	B	F	R	Y	B	A	Q	I	L	E	R	C	G
T	I	N	I	N	Z	U	F	S	R	L	O	F	Y	N
W	Z	H	D	Q	P	H	Y	L	P	R	Y	M	P	F
P	T	D	B	L	J	S	S	J	R	C	R	S	M	G
V	U	B	O	E	Y	L	H	L	U	E	A	K	T	O
H	P	P	S	H	L	P	J	H	S	F	A	Y	L	K
V	R	U	Y	E	Y	H	C	L	O	V	E	J	Z	Q
Y	S	M	W	Y	D	Q	D	A	R	V	K	B	K	J

BUCKET
 JESUS
 JONAH
 KINDLY
 LOVE

NINEVEH
 SAMARITAN
 SURPRISE
 THIRSTY
 WATER

WELL
 WOMAN




The Bible tells us that God is with us and is mighty enough to save everybody that asks Him.

Our memory verse this week is Zephaniah 3:17a—
The LORD your God is with you; He is mighty to
save.

A	B	C	D	E	F	G	H	I	J	K	L	M	N	O	P	Q	R	S	T	U	V	W	X	Y	Z
			26	12		24					3								18						2

T 18 19 12 **E** 3 8 21 26 **L** 2 8 11 21 **D** 24 8 26 **G** 6 23 **T** 25 6 18 19
Y 2 8 11 **E** 19 12 6 23 **;** 14 6 24 19 18 2 **G** 18 8 **T** 23 1 15 12
Y 2 8 11 **E** 19 12 6 23 **;** 14 6 24 19 18 2 **G** 18 8 **T** 23 1 15 12 **E** 23 1 15 12

Can you fill in the rest of this
 coded message?



Jesus forgave the woman who had done wrong even when everybody else wanted to punish her.

N R H G E J H O L S Z N D P Y
 U O J A F E F S R H E I S A Q
 U H E D E V W E S J B M F Y N
 V F L M F R H W H O U A B Q Q
 S S O R I T U A S K L J Q A S
 R L B R O S D N R R U N C B S
 U I J R G U L C E B N E E Y T
 R Y B D J I Z Y H P G B J T O
 E D K Z L E V I S W K O V F Z
 D Q Z K S P K E A I S S Q M Y
 N A P H T A L I M E O E V O O
 M A P Q B B H I P N E B U E R
 V N X U X J S H Z V E U I B Y
 I I P Y R Q A T A I R T K L B
 T K S O U X N L L J I A B R A

The names
 of all of
 Joseph's
 brothers
 are hidden
 in this
 word
 search.
 God
 helped
 Joseph
 forgive his
 brothers
 even
 though
 they had
 treated
 him very
 badly.

ASHER
 BENJAMIN
 BROTHERS
 DAN
 FORGIVE

GAD
 JOSEPH
 JUDAH
 LEVI
 NAPHTALI

REUBEN
 SIMEON
 ZEBULUN




The Bible says that when God forgives us He takes away
our sins forever. Aren't you glad God can "erase" our
sin?

I S A V E Y O U O D . O U : Y T G H T
 O S R D H E I S T H E W I T H Y L O
 R G M I

Put these letter tiles in the right order to find an important message that we are learning this week.

God helped the Hebrews
even when they felt lost in
the desert.



G P L E J Q I Q X Z C W R S C
N X D T O L O W G O N A T N A
E U M C Y V M T R K F C P A A
J S N A I P P I L I H P K I Y
F Y E O Y E N O K N N H J S H
P F R P N T Q E O V D I S S G
P Z E G H B S I U M C L S O K
X T Z I T E T G A O S E W L P
W G A L J A S T J N A M E O E
O N G A L A T I A N S O R C T
S O H E I H M M A I I N B O E
P Y V O E I O E I N M G E S R
J E J W J R L K S A S P H T V
R Y H T O M I T R E K U L C W
T I T U S Y O K F D G V C A N

The Bible
is one
way God
helps us
know He
is always
with us.
The
names of
some of
the
books in
the Bible
are
hidden in
this word
search.

ACTS
COLOSSIANS
CORINTHIANS
EPHESIANS
GALATIANS
HEBREWS
JAMES

JOHN
JUDE
LUKE
MARK
MATTHEW
PETER
PHILEMON

PHILIPPIANS
REVELATION
ROMANS
TIMOTHY
TITUS



Jesus told the disciples that they did not have to be afraid because He would always be with them.

MEMORY VERSE: these are suggested activities to help you review the memory verse during your small group times. Feel free to add other ideas as well.

Teams

Divide the kids into two teams. Let one side say the first part of the verse and let the others complete it. See how loud and soft and fast and slow each side can be. (Remember you can be creative in your team divisions: Boys v. Girls, Sandals v. Tennis Shoes, Eye or Hair Colors, kids wearing shorts v. kids wearing jeans...etc.) Compliment both teams on a job well done.

Memory Verse Challenge

Make signs using construction paper with one or two words of the verse on each. Have several workers or children stand at the front and hold the signs so that everyone can see the words. Lead the children in saying the verse together a few times. Then, one at a time, have the sign holders hide their sign, and say the verse together again. Repeat this until all the signs are hidden and say the verse one more time.

PREPARATION TIP: Some of these ideas require extra supplies and/or preparation ahead of time. You need to decide which activities you want to use ahead of time so that you can be sure to pack the supplies you will need.

Hand Signs

Assign a hand motion for each word of the verse. Teach the children the hand signs and the words at the same time. Then say the words while the children only do the hand motions. And then do the hand motions while the children say the words.

Volley Verse

Sit or stand in a circle. Take a soft ball or balloon and pass it around in a circle, each person saying one word of the verse as they hold the ball and pass it on. Go fast and slow, repeating the whole verse each time. When the kids feel comfortable saying the verse, volley the ball from person to person across the circle, letting each person say one word as they pass the ball.

Verse Pop

Gather several small strips of paper and write one or two words of the verse on each strip. Put each paper inside a balloon and inflate the balloon. Let the children who are sitting the most quietly pop the balloon handed to them, and say the word they find inside. Have all the children repeat the word and continue until all the balloons are popped. Have a copy of the entire verse ready so that, in the end, the children can see the whole verse on one page. Repeat the verse several times with all the children. (It is a good idea to write numbers on the balloons so you can hand them to the children in the correct order. Also, be aware of smaller children who might be afraid of the popping noise.)

Verse Puzzle

Write the verse on a piece of paper and cut the paper into 6-10 pieces. Let the children put the puzzle together as a team. Make sure everyone gets a chance to help. When it is finished, say the verse altogether. Put the puzzle together again. See how fast the children can finish the puzzle and say the verse.

Verse Sticks

Write phrases of the verse on several craft sticks. Work together to put the sticks in the correct order.

Verse Chain

Gather several small strips of paper and write one or two words of the verse on each strip. Working together in your small group, tape the links together in circles to make a paper chain. When you finish, say the verse all together.

Zephaniah 3:17a—
The LORD your God
is with you; He is
mighty to save.

Sofonías 3:17a—El
SEÑOR tu Dios
está en medio de
ti; él salvará.

A final word . . .

Whether you are coming here to Mission Arlington / Mission Metroplex or using this material for another mission outreach, we are grateful for the opportunity to partner in ministry with you. Please contact us with any questions or to let us know how we can pray for you. Daily updates and prayer requests at Mission Arlington, as well as a variety of additional curriculum resources, are available at our web site.

For this reason I kneel before the Father, from whom His whole family in heaven and on earth derives its name. I pray that out of his glorious riches He may strengthen you with power through His Spirit in your inner being, so that Christ may dwell in your hearts through faith. And I pray that you, being rooted and established in love, may have power, together with all the saints, to grasp how wide and long and high and deep is the love of Christ, and to know this love that surpasses knowledge—that you may be filled to the measure of all the fullness of God.

Now to Him who is able to do immeasurably more than all we ask or imagine, according to His power that is at work within us, to Him be glory in the church and in Christ Jesus throughout all generations, for ever and ever! Amen. *Ephesians 3:14-21*

Mission Arlington / Mission Metroplex
210 W. South Street
Arlington, TX, 76010
Phone: 817-277-6620
E-mail: mission@missionarlington.org
Web: www.missionarlington.org