



# MISSION ARLINGTON® MISSION METROPLEX

Mission Trip Planning Packet and Rainbow Express  
Curriculum for mission trips in May—June, 2011



# What is this packet?

We are so grateful that the Lord is bringing you to Mission Arlington / Mission Metroplex for your May-June 2011 Mission Trip. This packet contains all of the information you need to plan for a successful ministry here. Please don't be intimidated by the size of this document. Most of these pages are reproducible coloring sheets, memory verse posters, team rosters, handouts, etc.

Use this page as a road map to find what you are looking for. After thumbing through this material, please let us know if there are any questions we can answer. We want to be available to help you in any way that we can as you prepare.

**A Note on Saving Money When Printing This Curriculum:** Obviously, this is a large document. We believe it is always better to have as much information as possible to be prepared. However, printing a complete copy for every person coming on your trip can become *very* expensive, especially for large churches. Save money by printing this document two-sided and/or in black and white. You also may find it is not necessary to give every person on the trip every page of this packet. This is how we recommend preparing packets:

## Section One: Trip Planning Helps for Leaders and Students

- This section contains schedule information, maps, dress codes, descriptions of the types of accommodations where you may be staying, packing lists, contact information for parents, and other general planning information. These pages have a blue border. Print one copy of this for each leader on the trip. *Note—even though the information is in the leaders' section, you will probably want to include a copy of the packing list and the dress code for each student.*

## Section Two: Rainbow Express Training Materials

- This section contains aids for preparing your team to lead Rainbow Express, Mission Arlington's version of an outdoor Vacation Bible School. Here you will find outlines and descriptions of everybody's roles. These pages have a green border. Print one copy of this material for the leader of each Rainbow Express team. (For example, a youth group with 60 people will be four to six Rainbow Express teams.) The leader of each team can distribute the instructions for each role to the correct person.

## Section Three: Rainbow Express Curriculum

- This section contains the lesson plans for each of the four days of Rainbow Express. These pages have a red border. Every person coming on the trip needs a copy of this section. Even if they are not leading a particular portion of the Rainbow Express program, they need to be familiar with the whole thing so that they can be prepared to be helpful.

## Section Four: Rainbow Express Supplemental Materials

- This section contains reproducible materials and extra helps for Rainbow Express like games instructions, puppet song lyrics, craft sheets, etc. These pages have a purple border. Print one copy of this section for each Rainbow Express Team leader. Each team can be familiar with the craft sheets, song lyrics, etc. The copies for your Rainbow Express programs will be provided by Mission Arlington while you are here unless you notify us ahead of time that you would like to donate these copies.

Please let us know anything we can do to help! If, after reading this packet, you still have questions or if you just need some guidance in preparing, please do not hesitate to contact us at Mission Arlington. Our office phone number is 817-277-6620.

# Section One

## Trip Planning Helps for Leaders and Students

- Mission Arlington Key Terms
- Schedules
- Dress code
- Information on accommodations
- Packing lists
- Map to Mission Arlington
- “The Refrigerator Sheet”:  
General Mission Arlington  
information sheet for parents
- T-shirt information and order  
form for leaders

# Mission Arlington Key Terms

A visitor to Mission Arlington/Mission Metroplex once told us that we sometimes speak in code. We readily admit that so many different things are happening here that it can become a little confusing. This is an explanation of some terms you will run into over and over in this packet.

- **Apartment Churches:** Mission Arlington began in 1986 with a very simple philosophy: take church to people who, for whatever reason, were not coming to a church building anywhere. On the first Sunday of August of that year, a Bible Study met in the living room of a woman that lived in a local apartment community. That first morning, seventeen people found that they could meet Christ in a church that met right where they lived. Today, we have teams working with more than 300 neighborhoods all over Arlington in apartments, mobile homes, community centers, playgrounds, laundry rooms, and wherever people will gather. Any given Sunday, more than 5,000 people attend a Mission Arlington church in their own neighborhood.
- **Rainbow Express:** Rainbow Express is the name of the Backyard Bible Clubs you will be leading while you are here. Mission Arlington has been leading outdoor Vacation Bible Schools for our many apartment churches since the beginning. When these programs first began the volunteers that were leading them had a large portable stage built on a trailer that they pulled from site to site for puppet shows. This trailer, which was decorated with a rainbow, came to be known to the children as the Rainbow Express. Rainbow Express then became the name for all of the Vacation Bible Schools.
- **Work Projects:** Mission Arlington follows Jesus' model of ministry: meet both physical and spiritual needs to provide a tangible expression of the Father's love and people will be drawn to Him. Part of each day you are here will be spent leading Rainbow Express programs. With the remainder of each day you will participate in some of Mission Arlington's many other ministries. This might include picking up donations, delivering furniture to families, working in the clothing room or the food warehouse, passing out flyers to invite people to an event, holding field days or other fun events in one of the apartment communities, or any number of other opportunities. Any special materials or training that you may need will be provided while you are here.

# Tentative Sunday Schedule

- 9:00 AM** Meet at Mission Arlington with all groups for welcome, prayer, and orientation
- 10:00 AM** Students depart with Mission Arlington missionaries to participate in Mission Arlington's apartment churches. The leader of each group joins Tillie Burgin, Executive Director of Mission Arlington, for a tour of Mission Arlington's Ministry
- 12:30 PM** Return from apartment churches, take lunch break
- 1:30 PM** Pass out flyers in apartment communities where Rainbow Express will be taking place this week.
- 3:30 PM** Return to Mission Arlington
- 4:00 PM** Join Mission Arlington missionaries for weekly prayer, worship, and preparation time
- 5:00 PM** (Very) short meeting for all group leaders with Matt Hart, Rainbow Express Coordinator
- 5:15 PM** Leave Mission Arlington, pray and make any last minute preparations for beginning Rainbow Express tomorrow

# Tentative Daily Schedule

## Monday—Thursday

*Please be flexible with your schedule. We may make changes to this schedule to better work with our kids.*

### IF THE MONDAY OF YOUR TRIP FALLS IN JUNE, USE THIS SCHEDULE:

8:15	Meet at Mission Arlington for morning devotional time
9:15	Devotional time dismisses, use bathrooms, fill water coolers, etc.
9:45	Morning Rainbow Express groups leave for their site
10:30	Morning Rainbow Express begins
NOON	Morning projects and Rainbow Express end. Clean up, walk children home, etc., then return to Mission Arlington for lunch break. <i>Each student needs to have his/her own sack lunch. You will NOT have time to cook.</i>
1:30	Meet to worship and prepare for Rainbow Express
2:30	Depart for Rainbow Express
3:00	Rainbow Express begins
4:30	Rainbow Express ends. Clean up.
5:00	Turn in daily report to Mission Arlington. Options for projects in the evenings will be made available during the week.

### IF THE MONDAY OF YOUR TRIP FALLS IN MAY, USE THIS SCHEDULE:

8:30	Meet for morning devotional time
9:30	Devotional time dismisses
9:45	Work projects groups begin assignment (work projects will last from 10:00-1:00)
1:00	Take a lunch break (all groups) <i>Each student needs to have his/her own sack lunch. You will not have time to cook.</i>
2:15	Meet to worship and prepare for Rainbow Express
3:15	Depart for Rainbow Express
4:00	Rainbow Express begins
5:30	Turn in daily report to Mission Arlington. Options for projects in the evenings will be made available during the week.

# Dress Code

Mission Arlington's dress code is very basic. We ask all participants to dress modestly, comfortably, and in something where they are ready to work. Casual dress is fine all week long, Sunday included. Here are a few specific requests we make of all groups:

- Shorts are fine all week long. Please no short shorts.
- Footwear is up to you, but because we do so much work and active play outside we recommend tennis shoes over flip-flops.

Please remember that there are certain things you might wear at home working outside in the heat but that may not be the right image for knocking on doors and asking parents to let their children go with you. Because of this, please follow these additional guidelines all week long:

- T-shirts are great to wear, but please no tank tops or any other kinds of sleeveless shirts.
- Baseball caps are fine, but please wear forward at all times. Do not wear bandanas or any other type of head gear. (Winter headgear is okay if it's cold.)

# Accommodations

Some of you, we know, will be spending the nights in a hotel or other location that you have set up. This page answers common questions for the rest of you who have chosen to stay in the accommodations that we provide.

- **Where will we be staying?** Mission Arlington uses several different types of facilities to house guests. All of them boil down to the same basic concept: a safe, clean floor to sleep on, showers, and a kitchen. Smaller groups (anything up to about twenty people) generally stay in our apartment churches. Larger groups generally stay in one of our community centers or in a local traditional church that partners with Mission Arlington. Because group sizes have a tendency to fluctuate so much at the last minute, we do not make final assignments of who will stay where until the week before your arrival.
- **How much does it cost?** We do not charge anything to stay in any of our accommodations because we are committed to the belief that God wants us to provide an open door for anyone who wants to come serve here. There are costs involved for items such as utilities, rent, maintenance, etc. Voluntary donations are very welcome, but not necessary. We believe God always provides.
- **What do I need to bring?** It is a good idea to plan as if you were coming into a completely empty facility. Often our supplies get accidentally packed up by groups when they are leaving and they don't realize it is not a part of what they brought. So, to be on the safe side it is wise to bring or buy here everything you might need: toiletries, kitchen supplies, air mattresses, and more.

Here are some other tips to prepare for a successful experience in our accommodations:

- **Be flexible and unpack only what you need each day:** Mission Arlington/Mission Metroplex is a very busy place. All of our facilities are constantly being used to reach people for the Lord. When you check in for your trip, you will be given a schedule of any activities that might be happening in the location where you are staying.
- **View your accommodations location as another ministry opportunity:** Every place where you will be staying, whether in an apartment or at one of our gyms, is surrounded by other apartments or neighborhoods where the people might know nothing of church except what they see in you. When you park your church van and climb out, the people around you know that you represent Mission Arlington, and much more importantly, our Savior. They may come over to ask you questions. The neighborhood children might want to play tag. Represent Christ in all that you do while you are there, from your behavior in the parking lot, to noise level inside, to how clean you keep the place. Let people see Him in you, and you will find that your "mission trip day" will not end when you return to your home away from home in the evenings.

# Useful Items to Bring for Rainbow Express

Here are some items that may be useful for your group during Rainbow Express. Try to bring as many as you have and as cargo space permits. Some of these items can be borrowed from Mission Arlington/Mission Metroplex if you do not have a way to bring them.

- Some of the memory verse activities require simple supplies like balloons or popsicle sticks. (Since everything at Mission Arlington is donated, some of these items may not be available at Mission Arlington, so bring what you need.)
- Tarp (at least 10' by 10'): excellent to use for the children to sit on during Rainbow Express
- Posterboard: use it for memory verse posters, puzzles, etc.
- Puppets: Mission Arlington has some to loan if you don't have access to puppets
- Battery operated CD player (with batteries): *Very important*
- Water cooler and drinking cups: *extremely* good idea. It's hot in Texas.
- Craft supplies: Mission Arlington will provide some glue, scissors, crayons, etc. You may find it helps your group run smoother if you have some extras.
- Games equipment: cones, hula hoops, etc. will be very useful during your game time. *Note: Please do NOT bring balls or frisbees unless they are of the soft, "Nerf" foam variety. This is by request from the managers of the apartment communities where we hold Rainbow Express.*

## Personal Packing Lists

Here is a personal packing list for each student and sponsor.

### The Basics

- Bible: keep it with you all the time. It will be your most important lifeline for the week.
- Sleeping bag or other bedroll
- Air mattress or other cot
- Towels, washcloths, toiletries
- Your Rainbow Express material
- Clothing: **see dress code**. Bring plenty of comfortable clothing and be ready for Texas summer weather, which means temperatures ranging from 80° to 95° (or above). **Note—if you choose to dress in something that does not fit with our dress code, a Mission Arlington staff member will ask you to change before you begin your day's assignments. This only slows down your group and gives you less time to effectively minister during the day. So, please stick to the dress code.**

### A daily backpack

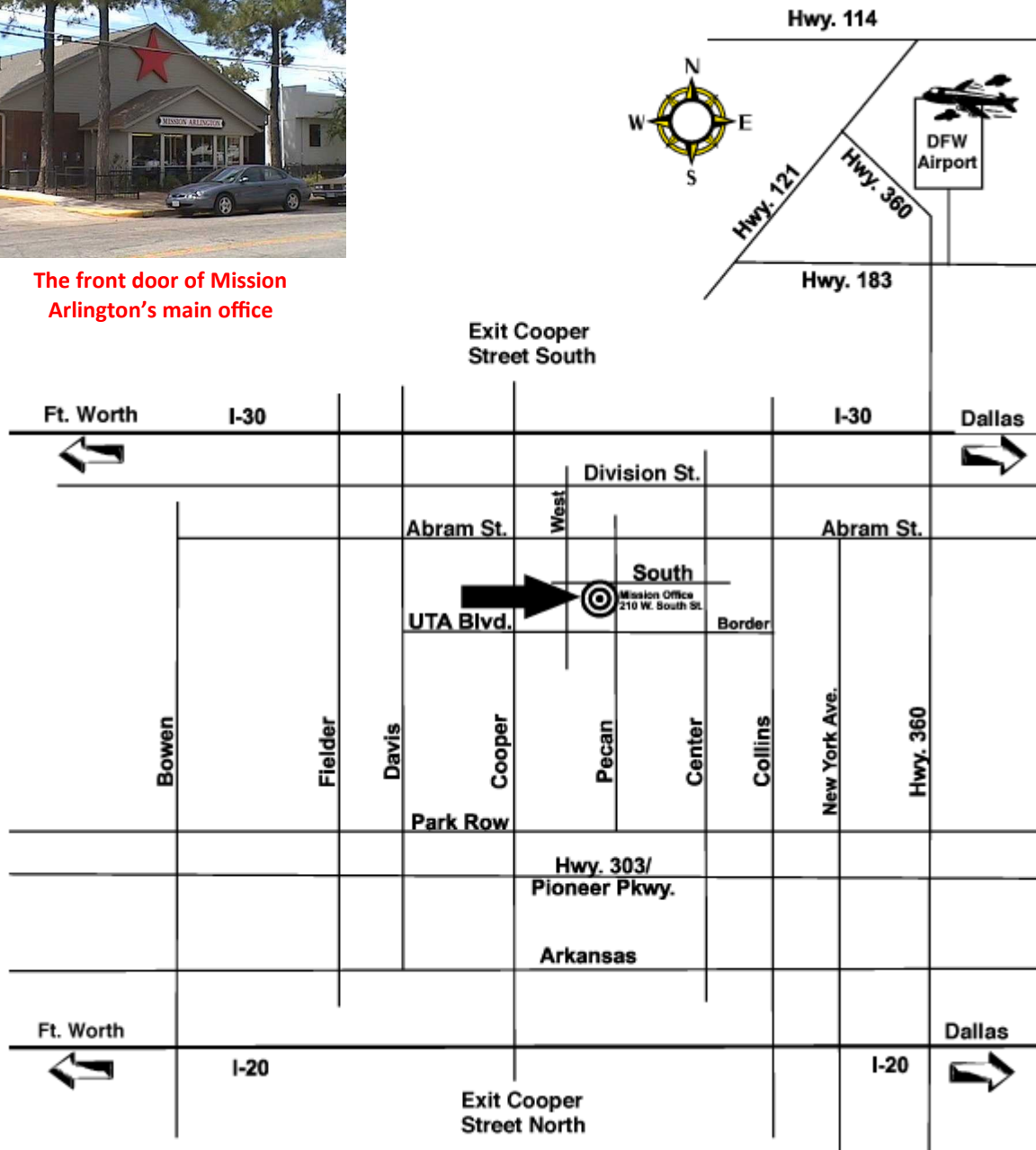
This optional suggestion is borrowed from some of our groups, and it has worked great for them. Have everybody bring a backpack with any or all of the following items:

- Extra Bibles to give away
- Small, basic first aid kit
- Trash bags for cleaning up while you are at Rainbow Express
- Water bottle (*very good idea*)
- Candy or small prizes to give away

# Map to Mission Arlington



The front door of Mission Arlington's main office



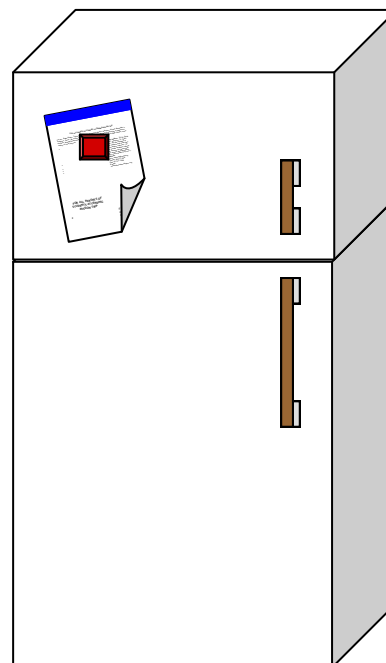
This map, which is not to scale, shows Mission Arlington/ Mission Metroplex in relation to all of the major highways in and around Arlington.



# The Refrigerator Sheet

## FOR ALL PARENTS OF STUDENTS ATTENDING MAY-JUNE MISSION TRIP

For our May-June Mission Trip this year we will be going to Mission Arlington / Mission Metroplex in Arlington, Texas. We will be serving with Mission Arlington through participating in apartment churches, leading Rainbow Express (Mission Arlington's version of a Vacation Bible School), and a variety of work projects.



- **Mailing Address:** 210 W. South Street, Arlington, TX, 76010. (Note—you are welcome to send students mail while they are at Mission Arlington. On the outside envelope indicate the name of the student and the name of the church or school with whom they are on Mission Trip. Please allow time for mail delivery and for the Mission Arlington staff to sort it and deliver it to our group. You will want to have mailed things by Monday for your students to receive them during their trip here. Any unclaimed mail at the end of the week will be returned to sender.)
- **Website:** [www.missionarlington.org](http://www.missionarlington.org)
- **Phone:** 817-277-6620
- **Fax:** 817-277-3388
- **E-mail:** [mission@missionarlington.org](mailto:mission@missionarlington.org)

# T-Shirts

Every year Mission Arlington/ Mission Metroplex makes mission trip t-shirts available for groups. Shirts are available in sizes from Adult Small to XXX-Large for \$10 each. The money goes to help fund Rainbow Express and the free summer camps we provide each year for the children and teenagers from the Mission Arlington apartment churches. There are three ways to order shirts:

1. Buy them while you are here.
2. Pre-buy with check or credit card. We will have them here for you when you arrive.
3. Pre-buy with check or credit card. We will mail them to you. There will be an extra charge for shipping that will depend on how many shirts you purchase.

(An order form to use for pre-orders is on the next page.)

If you need more information about shirts, or to place an order, call Matt at 817-704-6145 or e-mail [matt@missionarlington.org](mailto:matt@missionarlington.org).





# T-Shirt Order Form

Group: \_\_\_\_\_

Date of order: \_\_\_\_\_

Contact name and phone number: \_\_\_\_\_

Receipt needed:  Yes  No

Small \_\_\_\_\_

Method of Payment:

Medium \_\_\_\_\_

Check

Large \_\_\_\_\_

Credit Card

X-Large \_\_\_\_\_

XX-Large \_\_\_\_\_

XXX-Large \_\_\_\_\_

Total: \_\_\_\_\_

X \$10.00= \_\_\_\_\_

*For those paying with Credit Card:*

Card type: (please circle)



Name as it appears on card: \_\_\_\_\_

Billing address of credit card: \_\_\_\_\_

City, State, Zip: \_\_\_\_\_

Credit Card Number: \_\_\_\_\_

3 digit security code on back: \_\_\_\_\_

Expiration date: \_\_\_\_\_

Total amount to be charged: \_\_\_\_\_

T-shirt purchases are optional. You may turn this sheet in when you are here or pre-buy by:

- Printing and faxing this form, along with credit card information, to 817-277-3388.
- Printing and mailing this form, along with a check made out to Mission Arlington, to 210 W South St, Arlington, TX, 76010.
- Calling 817-277-6620 with credit card information and sizes.

Most groups pick up their shirts when they arrive here. If you prefer, we can also mail the shirts to you, with you paying the shipping. If you would like the shirts mailed, please call and ask for Matt Hart.

# Section Two

## Rainbow Express Training Materials

- Descriptions of each Rainbow Express team member's role
- Team rosters
- Rainbow Express outline
- Tips for a successful Rainbow Express
- Tips for working with teenagers that attend Rainbow Express
- Tips for preparing to share your personal testimony

# Prepare the Team

Rainbow Express works best with teams of about 10-15 at each location. If your group is larger, consider dividing into two or more teams, and each team will lead a Rainbow Express at a different apartment community. For junior high or high school students, each team needs at least one adult. If you have one or more teams sharing a vehicle, let the Mission Arlington staff know so they can assign sites accordingly. A brief description of each team member's responsibilities is given on the following pages.

## Team Responsibilities

Each team member will be given one or more of the following responsibilities:

- Team Leader
- Small Group Teachers/Helpers
- Song Leader
- Memory Verse Teacher
- Large Group Leader
- Puppet Team Coordinator
- Game Leader
- Attendance Taker
- Youth Leader

## Team Leader

- ◆ Be the prayer leader for your group. Pray for your team, the people you will encounter in Arlington, and for the Mission Arlington workers that are preparing the way and will be doing follow up.
- ◆ Be in constant communication with Mission Arlington staff as you plan. Ask questions and offer suggestions. Make sure extra activities you are planning do not conflict with your responsibilities at Mission Arlington.
- ◆ Pick a member of each team for each of the team responsibilities. Give each member of the team a copy of the Rainbow Express material. **Remember that each team member will be a small group teacher or helper.** If you have a limited number of workers, one person can do more than one task.
- ◆ Give each member of your team a complete Rainbow Express curriculum packet so that they all can be familiar with every aspect of the program. Make sure they are prepared for their particular assignment.
- ◆ Oversee the preparation of all other team members. Be very familiar with the lessons and activities for each day. Ensure that any advance preparation needed for crafts, memory verse activities, or closing activities has been done.

**PREPARATION TIP—There is a blank team roster in the back of this section. Make one copy for each of your teams and write in who will be fulfilling each responsibility. These sheets should be passed out to each adult sponsor in your group and to Mission Arlington coordinators while you are here. (You will not be able to fill in the Rainbow Express sites until you are at Mission Arlington.)**

# Small Group Leaders

- ◆ You will be telling the stories to your small group. Pray that God will prepare the hearts of the kids you will be sharing with to hear His message.
- ◆ Before you come, read all of the stories. Take the time to read them from the Bible and from the packet. Know each story well. As you tell the story have your Bible open to the story. **Never read to the kids word for word from the packet!**
- ◆ Help your children or youth to understand that the story they are learning comes from the Bible. The story you are telling is included in each day's packet as an age-appropriate retelling for children. Be very familiar with the scripture and then use the retelling as a guide to communicate the themes to the children you are working with.
- ◆ Be excited about the story you are teaching. Have fun as you share the love of Christ. The kids need to know that you believe what you are saying and really want them to understand. Make eye contact with the kids and give them 100% of your attention and energy.
- ◆ Take the time to get to know the children in your small group. They need to know you care about them.
- ◆ Watch the kids as you teach. If you are losing their attention, try to involve them more. Make sure the kids hear the message.
- ◆ Review the story at the end by asking questions.
- ◆ Always have your Bible with you while you are leading your small group. Help the children understand that the stories you are teaching this week are true stories from the Bible that help us know how to follow Jesus.

**PREPARATION TIP—It is often best to work in pairs. Have two workers in each small group. While one is leading the activity (telling the story, explaining the craft, etc.) the other can help children to listen, assist with crafts, and aid in other ways.**

## Song Leader

- ◆ You will be leading songs with your Rainbow Express group. Pray that God will help the kids to learn the songs so they can carry the message of Christ's love with them.
- ◆ There is a list of suggested songs at the end of this packet. You are not limited to doing only the songs in the list. Feel free to do any other children's songs that your group knows.
- ◆ Have songs chosen ahead of time that you will sing each day. You can take requests, but have a list of songs ready.
- ◆ Sing "stand up" songs with lots of motions first, then sing "sit down" songs to prepare the children for the puppet show or Bible story.
- ◆ Be sure all of the team members know the songs you are going to sing. All team members should sing with enthusiasm.

## Memory Verse Teacher

- ◆ Pray that they will learn the verse of the week, so they can carry a piece of the Bible with them always.
- ◆ The children will have two opportunities to hear the memory verse each day: once in the opening time in a large group and once after the story time in a small group. You will be responsible for leading the memory verse activity in the large group.
- ◆ Read through the suggested activities ahead of time. Some require additional planning and/or materials. Make sure you have what you need.
- ◆ Make sure everyone on your team knows the activities you plan to use. Help the other small group leaders decide which memory verse activities they will do each day.

- ◆ Do more than just lead the activities as they are described in the packet. Spend time explaining the meaning of the verse and how it applies to life. Help the children understand what the memory verse means.
- ◆ The verse of the week is:

*English: Luke 2:10-11— “I am here with good news for you, which will bring great joy to all the people. This very night in David’s town your Savior was born—Christ the Lord!”*

*Spanish: Lucas:2:10-11—Les traigo buenas noticias que darán gran alegría a toda la gente. ¡El Salvador —sí, el Mesías, el Señor— ha nacido hoy en Belén, la ciudad de David!*

**PREPARATION TIP**—Bring a poster with the memory verse to teach the kids the words. This is an extremely useful visual aid. There is a one-page poster at the end of the packet. Make sure each small group has one copy. Make a larger, posterboard size for use with the large group.

## Puppet Team Coordinator

- ◆ Puppets can attract people to Rainbow Express and are a tool to share the message of Jesus. Pray that God will use your puppet shows to reach people.
- ◆ You need 3-4 people from your team to use a puppet for each show. Assign each person a “voice” (i.e. know who is singing the lead and who is doing the background).
- ◆ You will receive a CD of puppet songs to lip sync along with when you arrive at Mission Arlington. Use a few minutes each evening to practice the next day’s songs.
- ◆ The words to these songs are in the back of the packet. These songs talk about the messages of the stories. You are not limited to these songs. You can bring additional puppet songs or short skits to use.
- ◆ Bring a battery-powered boom box for each team.

**PREPARATION TIP**—Bring a loud, portable, battery operated CD player for each team with you when you come.

## Attendance Taker

- ◆ Pray for the children that will attend your Rainbow Express and for the Bible Study leaders that will follow-up with the children.
- ◆ The multi-housing communities where you will hold Rainbow Express are places with ongoing Mission Arlington Bible Studies, After School Programs, and other activities. The information you gather will be a valuable resource for the Mission Arlington teams doing follow-up after you are gone.
- ◆ THIS IS AN EXTREMELY IMPORTANT JOB! We need to know about every child that comes and where they live so that we can get them involved in weekly Bible study. Also, if a child accepts Christ as their Savior or needs special attention, you will mark this on the attendance sheet so that the appropriate follow-up takes place.
- ◆ As children arrive on the first day of Rainbow Express, ask for their name (first and last), age, apartment number, and building number (if applicable). *Please do not allow children to write on the attendance sheet.* Please neatly write down the information they give you.
- ◆ Be sure you have the attendance sheets before you depart for the site each day. Make sure you turn in these sheets after Rainbow Express each day. Mission Arlington will provide the blank sheets.

# Large Group Leader

- ◆ Pray for the children you will be teaching. Pray that this week will change their lives.
- ◆ It is your responsibility to help the program flow from one activity into the next activity while in a large group.
- ◆ At the beginning of each day, lead a brief introduction to help transition into the small group times. During the opening time, ask the kids questions about what they learned the day before. See if any of them know the memory verse.
- ◆ Keep the kids involved and interested in everything you do.
- ◆ Always have your Bible with you while you are leading the large group. Help the children understand how much you love your Bible.

# Games Leader

- ◆ Be prepared to play some games before Rainbow Express begins as a way to gather and meet children. Play again afterwards to allow more interaction time with those that have come.
- ◆ Kids are more likely to listen to and interact with people who they know care about them. Playing games is one way to build relationships with the kids. Pray that God will use the game time to build relationships between your team members and the children.
- ◆ Find ways to incorporate the concepts of the memory verse and lessons for each day into games you are playing.
- ◆ There is a list of games at the end of this packet. You are not limited to the games on the list. Decide which games you are going to play each day. Involve everyone. Have some games prepared to play with older children and other games prepared to play with younger children.
- ◆ The apartment managers in the places you will be serving have asked Mission Arlington not to use regular balls or Frisbees or anything else that could potentially break windows in the apartment communities. If you want to use these items, bring soft, Nerf® type balls and toys that cannot cause any damage.



# Youth Leader

This position was created to help your group share the gospel with the teenagers that will often gather around the periphery of your Rainbow Express. Choose two people (if possible one male and one female) to be ready to work with any youth.

- PRAY! Youth have always been a part of Rainbow Express, because groups like yours have always worked at making friends with the older students that hang out around your activities. However, we have really felt led to make a concentrated effort to expand the scope of Rainbow Express to include youth. Ask God to use the Rainbow Express that you lead exactly as He would desire.
- Be sensitive to the youth. Some may enjoy participating in parts of the regular Rainbow Express program, especially if they have younger siblings that are attending or if they are involved in helping in some way. Others will feel more comfortable staying completely separated from the children for the entire time.
- Be flexible. Every apartment community is different and every teenager is different. You might have no teenagers, you may have one, and there might be a dozen. Be prayerfully ready for whatever happens.
- Be sure to report any youth that attend on the Rainbow Express attendance sheet so that the Mission Arlington missionaries can effectively follow up.

There is no sure-fire method for working with youth, but here is one possible suggested schedule for a youth Rainbow Express:

While the children are:	The youth leaders are:
in opening large group: singing, puppets, memory verse, etc.	meeting any teenagers, going with them to invite their friends, etc.
in small groups: story, crafts	having the youth help to pass out craft supplies to children's small groups, then gathering in their own location. Lead a Bible Study based on the children's Bible Story for the day. Help the youth learn the memory verse.
in games time	having their own youth recreation time. See <i>Tips From A Mission Arlington Missionary</i> for ideas.

# Rainbow Express Team Roster: Team

---

Contact Cell Phone Number:

AM Rainbow Express Site:

*(to be filled in at Mission Arlington)*

PM Rainbow Express Site:

*(to be filled in at Mission Arlington)*

<b>Adult Sponsor(s):</b>	
<b>Team Leader:</b>	
<b>Large Group Leader:</b>	
<b>Song Leader:</b>	
<b>Memory Verse Teacher:</b>	
<b>Puppet Team Coordinator:</b>	
<b>Game Leader:</b>	
<b>Attendance Taker:</b>	
<b>Youth Leader:</b>	
<b>Small Group Teachers/ Helpers:</b>	

*Remember that one person can have more than one responsibility.*

## The Plan: What to do at Rainbow Express

- ◆ Begin by gathering the children. The games leader and attendance taker will wait for the children at the site. All other team members need to **knock on doors**.
- ◆ As the children arrive, begin playing games. **Write down each child's name and apartment number** on the attendance sheet.
- ◆ After finishing the games, begin singing **songs**. You may want to sing a couple of songs, then do a puppet song, then sing another song, then a puppet song. This will give the puppet team a chance to rest their arms in between songs.
- ◆ A couple of students share their **testimony**.
- ◆ Ask for prayer requests and pray.
- ◆ The Memory Verse leader will lead the children in learning the memory verse during the first **memory verse activity**.
- ◆ Divide up into **small groups**, as small as you can depending on the number of children and people in your group. During this time you will tell them the **story**, make your **craft**, and do another **memory verse activity**.
- ◆ Each small group will lead a closing activity for their small group.
- ◆ Reassemble for a large group **closing time**. The Large Group Leader will lead a short review time to help wrap up the day's activities.
- ◆ Play **games** until it is time for Rainbow Express to end.
- ◆ Pass out **snacks** to each child and **walk them home**.
- ◆ **Pick up trash** and make sure your Rainbow Express site is clean before you leave.

## Tips for a Successful Rainbow Express

- ◆ PRAY! This is what will make or break your week. Everything you do must be bathed in prayer.
- ◆ When you first get out to the apartment community, most of the team needs to go door to door and round up the children. Some children will come early, so one or two people need to be ready to stay at the site to play games with the children (rather than knock on doors).
- ◆ Parents and older youth will probably stand around the perimeter. Get to know them, talk with them, and invite them to the Bible study at that particular apartment complex. You will receive the information about these Bible Studies when you are here.
- ◆ The opening and closing Large Group Times can be a difficult time to keep the children's attention. The more energy, preparation, and creativity you put in, the more interested and involved the children will become.
- ◆ Be sure you are always with the children. You can make a difference in their lives this week. They want and need your undivided attention.
- ◆ Love all the children. Try to get to know each of them.
- ◆ Remember that you have important jobs to be done. Don't forget your responsibilities.
- ◆ If you are not leading the singing or telling the story, sit among the children.
- ◆ Have fun! If you are having fun, the children will have fun. Likewise, if your attitude isn't the best, they will imitate your attitude.
- ◆ Everyone needs to make sure that every child and his/her apartment number are on the attendance list.
- ◆ Everyone work together and help each other.
- ◆ PRAY! Remember to **pray without ceasing** the whole week.

## Tips About Working With Youth From A Mission Arlington Missionary

As you are gathering the younger children for Rainbow Express, inevitably you will see older youth who seemingly couldn't care less about hanging around with the little kids. Some of these youth will, however, hang out around the periphery of your Rainbow Express acting, of course, like they're not interested. But don't be fooled. If they're hanging out, they are interested.

I pray that these tips, which have been effective in reaching youth in the apartment communities where we minister, will give you some guidance on ways to engage these youth in non-threatening ways.

- **Introduce yourself:** Don't wait for the youth to walk up to you—it won't happen. You (2 or 3 of you) should walk up to them, stick out your hand to shake theirs & introduce yourself. If you're meeting guys, invite them to throw the football, play soccer, or even wall-ball (at an appropriate place). Try to do this event somewhat removed from the younger kids because they may get distracted. If you're meeting girls who aren't interested in football, soccer, or wall-ball, just be prepared to sit with them and get to know them.
- **Engage them:** Maybe they can help you unload, carry boxes, pick up trash, help translate (lots of Spanish speaking kids will be attending Rainbow Express), play with the younger kids after Rainbow Express is over, etc. During this time, you will continue to get to know them.
- **Develop a Relationship:** Remember that in Jesus' ministry, he met physical & emotional needs a lot of time before he addressed a person's spiritual needs. Don't be judgmental even if their looks, language, or conversation startles you. Hopefully you will have four days with them, so get to know them and when the Spirit leads you, begin the conversation about a relationship with Christ. Don't make assumptions about whether or not they are believers. You'll come across both.
- **Make Them Feel Special:** You want them to know that you have planned this time for them. Come prepared with football, soccer ball, basketball, etc. Maybe bring an additional snack for them. Sit around with the youth & munch on chips or cookies while you get to know them. Bring a few Bibles (pick an easy to read translation like NIV) so as one reads they can all follow along. Keep the actual lesson time short—most of the time should be spent getting to know them & discussing the lesson.

## Tips on Preparing Your Testimony

- **Be Brief**—Remember the age of the children you are working with. They have short attention spans. You want them to understand and remember your point. The longer you talk, the less they may walk away with. Your goal should be not more than five minutes each for two testimonies, six to seven minutes for one, tops.
- **Be Simple**—Your children will not understand the phrase “I used to really struggle with trying to keep the reprobate, carnal impulses of my fleshly nature under control until I accepted the sanctifying work of the Lamb on the cross”. They will understand “When I pray and ask Jesus for help, He helps me do what God wants me to do”. Avoid the temptation to speak *churchese* while you share. Talk like you really talk.
- **Be Animated**—Let your love for Jesus show in your words, face, gestures, and tone of voice. If you share your testimony like you would share a school report on 18<sup>th</sup> century garbanzo bean farming techniques, the children will not care. If you are excited about what Christ has done in your life, the children will be too.
- **Be Excited**—Sometimes there is a temptation to think that your personal testimony may not be as interesting as somebody else's. Remember that we never need to compare our relationship with Christ to another. It took just as much of Jesus' sacrifice to save us as it did any other human being on the planet. Be excited and grateful for what God did in your life, whether it happened as an adult in prison or a five-year-old in Sunday School.
- **Be Prayerful**—Like everything else you do this week, sharing your testimony must be bathed in prayer. Ask God to give you the right words and demeanor. Ask Him to prepare the hearts of the people that will be hearing.
- **Give God the Glory**—This may sound obvious: but remember to make your testimony about God. Your testimony is not about the bad things you used to do. It's not about the good things you do now. It is about the change that Jesus brought in your life. It is about His sacrifice and His forgiveness. Make sure people walk away from your testimony impressed by Jesus, not by you.

# Section Three

## Rainbow Express Curriculum

Stories, crafts, memory verse activities, and opening/closing activities for all four days of Rainbow Express

# Day One

## SUMMARY

- **Large Group**
  - Songs
  - Puppets
  - Testimony
  - Memory Verse: Fast and Slow
- **Small Group**
  - Story: God Promises a Savior—The Best News of All!
    - Scripture for today’s story: Isaiah 6:1-13, 9:1-7
  - Memory Verse Review
- **Large Group**
  - Story review questions

### Pre-Rainbow Express Gathering

You will begin each day by knocking on doors and then playing games to help attract children to your Rainbow Express.

### Song Time/Puppets

When it is time to begin your activities, have all the children sit down in a large group. It would be helpful to bring a tarp for them to sit on. When the children are together and seated on the tarp, begin your song time.

The Song Leader will come to the front of the group to lead songs. One or two others may also want to come to the front to help show motions. Be sure to have several songs ready to sing and that everyone in the group knows the songs.

During this time you will also have the puppets sing their song(s). Doing the puppet show in between songs can help keep the children’s attention. You are provided with one song for each day. If the children are responding well and enjoying the puppet music, it is okay to perform more than one of the songs and repeat the songs from day to day.

### Memory Verse Activity

When the Large Group Leader finishes his opening time, the Memory Verse Teacher will come to the front to lead the memory verse activity. The large group memory verse activity for day one is “Fast and Slow”. Have your poster of the memory verse available. Read through the verse all together several times to practice. Practice saying the memory verse faster and faster. Try saying it slower and slower. Say it in “slow motion”, using exaggerated hand motions and deep slow motion voices.

### Introduction of Today’s Story--Building the Foundation

*Each day the Large Group Leader will welcome the children and provide an introduction to the day’s themes and activities. The more creative and engaging the Large Group Leader acts, the more interested and involved the children will be during the large group.*

*The Large Group Leader will come to the front of the group and explain the day’s theme before the children divide into their small groups. What is provided here is a guide for the day’s opening. Do not simply read from this page. Read through the discussion guide repeatedly and be able to*

**TIP—The Large Group Leader should serve as a sort of “master of ceremonies” to keep each activity flowing smoothly. He should not, however, tell the day’s Bible story. That will go much smoother in the small group time. Children listen more attentively in smaller groups.**

# Day One

*lead it from memory. Do not feel that the Large Group Leader has to memorize and recite this page. It is not necessarily intended to serve as a script. Rather, use it as a suggestion to help you know how lead the opening time.*

Hello everybody. I'm so glad that you all decided to come and hang out with us at Rainbow Express. This week we're going to talk about really Good News. In fact, we're going to learn about the very best news of all. I know that when I've had a bad day or I'm sad about something I like to hear some Good News. It makes me feel better when I'm upset to know something good.

The great news we're going to talk about this week came from God. The Good News is Jesus. Jesus is the Good News that God gave us when we had some really big problems. Jesus is the answer to those problems.

God made every one of us. He made us special. He made everything about us, our talents, what we like, what we look like, everything. He wants to spend time with us and be our best friend. He wants to help us know what God wants us to do. He wants us to be with Him forever in Heaven.

The problem is that we mess up sometimes. We do, or say, or think things that God does not like. Those things are called sin. They get in the way of us being with God. Our sin is just like a wall that keeps God away from us.

That's why God sent the Good News. That's why Jesus came. He made a way to get rid of our sin. Jesus made a way that we can get rid of that wall so that we can be with God.

Today when we divide into our small groups we're going to learn about somebody that got to tell people about the Good News of Jesus a long, long time ago.

Let's pray, and then we'll divide into groups.

## Small Group Story Time

*When the Large Group Time is over, divide the children into small groups for story time. The text provided here is to serve as a guide for you while you tell the story. Read it through several times and be able to tell it from memory. It is not important to be able to recite this story word-for-word. Your goal is to be able to relate the story to a level children will understand. Use the wording included here as suggestions to help you make these concepts understood by elementary age children. Feel free to adapt these words to fit well with your own style.*

## Today's Story

Our story today is about a man named Isaiah. Isaiah was a good man. He loved God. He wanted to do what God wanted Him to do. Isaiah lived a long time ago, in a city called Jerusalem. Jerusalem was sometimes a pretty scary place. Other countries nearby were attacking Jerusalem. They were trying to destroy Jerusalem.

One day Isaiah went to pray at a great big church called the Temple. While Isaiah was there, something amazing happened! God came to visit Isaiah! Isaiah could see God sitting on a beautiful chair like a king. Angels were flying all around. It was incredible.

Isaiah fell down. He was afraid to see God. Isaiah knew that God was perfect and that he was not. He was afraid God would be angry with Him. But God was not angry! God had an angel tell Isaiah that God took his sins away. God loved Isaiah, just like He loves all of us. He knows that we mess up and that we sin, but He doesn't stop loving us. He wants to take away our sin so that we can be with Him.

God spoke to Isaiah. He told Isaiah that He wanted to give a message to the people in Jerusalem. God wanted somebody that would carry His message. God asked Isaiah, "Who should I send? Who will go for me?"

Isaiah wanted to obey God. He wanted to carry God's message. Isaiah said to God, "Here am I! Send me."

God began to use Isaiah to carry messages to the people. God would tell Isaiah what to say, and Isaiah would tell it to the king or the other people that lived in Jerusalem. Isaiah gave many different kinds of messages. God told him things about the wars that were happening, and about the king, and about what would happen to the people. Isaiah always did what God said and shared God's messages.

God gave Isaiah one very special message, a promise. It was more important than anything else Isaiah said or wrote. God wanted Isaiah to know about the wars and the kings. He wanted to tell Isaiah about battles and all the amazing things God could do, but the thing God wanted to tell Isaiah more than anything else was about God's plan to help all people.

God loves all people. He knows that they all sin. They all do things that they should not do. God knows that

# Day One

those things keep people away from Him. God loves people so much that He wants to get rid of their sin. He wants to help them have a friendship with Him. God promised Isaiah that He was going to send a way that people could get rid of their sin.

God told Isaiah that one day somebody would be born who would make a way to save all people. This special person would be wonderful, a helper to everyone. He would be the powerful Son of God. He would bring peace; He would be like a Father that came to take care of everybody forever. Who do you think God was telling Isaiah about?

God's message was about Jesus. Jesus was the best news of all. Isaiah wrote many important messages, but the best of all was that Jesus was going to come. God loves people, and from the moment the very first people did the very first sin until now He has been working to help people get rid of their sin and have a friendship with Him.

Jesus really is the best news. He made us, He loves us, He wants to forgive us, and He even came to die on the cross for us. All this week we're going to learn about Jesus and how He wants to help us. We're going to learn how we can let Him be the best news in our lives.

*Each day you will close the story time with an invitation to accept Jesus. Say something like this:* God wants everybody to follow Him. The problem is that sometimes we do bad things that the Bible calls sin. A sin is anything that we do that God does not want us to do. God still loves us, even though we sin. That's why Jesus came. Jesus died on the cross to be punished for our sins. Then on the third day He came back to life. Now, for anybody who asks, Jesus will take away our sins and become a part of our lives. He will help us to follow Him. The Bible says that if we believe Jesus in our hearts and follow Him, He will save us from our sin and help us to follow God. Then one day we will be with Him in heaven. Anybody that wants to choose to follow Jesus can do that today. We would love to help you know how.

## Prayer Time

Take this time after the story to pray with the children in your small group. Ask them for things they would like to pray about. Tell God how awesome He is. Ask Him to help you and the children in your small group to listen to God and obey Him. Pray that the children in your group will get to know God and feel the love He has for them.

## Craft

While still in your small groups, lead the children in making the craft or filling out the activities packet for the day. The craft time is not only a way to reinforce the lesson, but it also allows time to get to know the children in your small group. During this time, ask them questions about their families, friends, and school. Invest in their lives. For today's craft time you will give each child an activity packet with pictures to color and various puzzles to solve.

*Supplies needed:* crayons, 1 activities packet for each child

*Note—For days 1, 2, & 4 you will receive copies each day of activity packets for the children including coloring sheets, word seaches, etc. on-line or using Bible coloring books. Day 3 you will be making a bead bracelet to share the plan of salvation instead of packets.*

## Memory Verse Activity

Each day the small group time will include a Memory Verse Activity. The Memory Verse time is one of the most important activities of the day. We want these children to remember God's word and why it is important to them. A list of potential activities is included in the Supplements and Handouts portion of this packet. Use a different idea from that list each day to help the children learn the words of the verse and to explain why it applies to their lives. (Some require extra preparation, so be sure to review the list in advance.) The memory verse for this week is:

**TIP—There are one page posters with the memory verse in English and in Spanish in the Supplements and Handouts portion of this packet. Having a copy of the one page memory verse poster with you can help you teach the verse.**

*English: Luke 2:10-11— "I am here with good news for you, which will bring great joy to all the people. This very night*



# Day One

*in David's town your Savior was born—Christ the Lord!"*

*Spanish: Lucas:2:10-11—Les traigo buenas noticias que darán gran alegría a toda la gente. ¡El Salvador —sí, el Mesías, el Señor— ha nacido hoy en Belén, la ciudad de David!*

## **Wrap Up**

Each day you will end your Rainbow Express in a second large group session. Have all the children return to the tarp where you started. Sometimes the movement from small groups to large group becomes distracting, especially to younger children. If you find your children becoming noisy as you return to your large group, consider singing a few songs to help everybody focus again.

The last thing you will do before games and snacks is to review the memory verse and the day's lesson. Have the large group leader give a brief re-telling of the day's story. As you tell the story, frequently pause to let the children answer questions and fill in the blanks about the lesson. When you finish reviewing the story, have everybody say the memory verse together one last time. After reviewing the memory verse, pray before dismissing to game time and snacks.

## **Game Time/Snacks**

When you are finished, pray together and be ready to play games until the end of the Rainbow Express program. After the game time, pass out snacks, clean up the area, and walk everyone home. Return to Mission Arlington to turn in your materials and attendance sheet.

# Day Two

## SUMMARY

- **Large Group**
  - Songs
  - Puppets
  - Testimony
  - Memory Verse: Loud and Soft
- **Small Group**
  - Story: The Good News Comes True—The Savior Arrives!
    - Scripture for today's story: Luke 1:26-44
  - Memory Verse Review
- **Large Group**
  - Story review questions

### Pre-Rainbow Express Gathering

You will begin each day by knocking on doors and then playing games to help attract children to your Rainbow Express.

### Song Time/Puppets

When it is time to begin your activities, have all the children sit down in a large group. It would be helpful to bring a tarp for them to sit on. When the children are together and seated on the tarp, begin your song time.

The Song Leader will come to the front of the group to lead songs. One or two others may also want to come to the front to help show motions. Be sure to have several songs ready to sing and that everyone in the group knows the songs.

During this time you will also have the puppets sing their song(s). Doing the puppet show in between songs can help keep the children's attention. You are provided with one song for each day. If the children are responding well and enjoying the puppet music, it is okay to perform more than one of the songs and repeat the songs from day to day.

### Memory Verse Activity

When the Large Group Leader finishes his opening time, the Memory Verse Teacher will come to the front to lead the memory verse activity. The large group memory verse activity for day two is "Loud and Soft". Have your poster of the memory verse available. Read through the verse all together several times to practice. Practice saying the memory verse together. Slowly begin to increase the volume. Divide the children into two or more teams. Have them try saying the verse together as a team. See who can say it loud and who can say it soft. Try playing Telephone by having all the children sit in a circle. Have the verse travel around the circle by having each child whisper the next word in the verse to their neighbor.

### Introduction of Today's Story--Building the Foundation

*Each day the Large Group Leader will welcome the children and provide an introduction to the day's themes and activities. The more creative and engaging the Large Group Leader acts, the more interested and involved the children will be during the large group.*

*The Large Group Leader will come to the front of the group and explain the day's theme before the children divide into their small groups. What is provided here is a guide for the day's opening. Do not simply read from this page. Read through the discussion guide repeatedly and be able to lead it from memory. Do not feel that the Large Group Leader has to memorize and recite this page. It is not*

**TIP**—The Large Group Leader should serve as a sort of "master of ceremonies" to keep each activity flowing smoothly. He should not, however, tell the day's Bible story. That will go much smoother in the small group time. Children listen more attentively in smaller groups.

# Day Two

*necessarily intended to serve as a script. Rather, use it as a suggestion to help you know how lead the opening time.*

Hello, I'm glad to see you all back today. We're going to keep learning about the Good News of Jesus. Yesterday we learned about Isaiah. Do you remember anything about Isaiah?

Isaiah lived a very, very long time ago. He was a good man that wanted to follow God. God gave Isaiah some special messages to tell to the people where he lived. The most important message Isaiah ever gave was about Jesus. Isaiah got to tell the people the best news ever. He told everybody that Jesus was going to come and make a way to take away our sins.

Isaiah lived a long time before Jesus was born. He told people about the promise that Jesus was going to come. Today we're going to talk about another person that heard about Jesus. This person got to hear the announcement that Jesus was actually about to arrive. Her name was Mary, and God used her for a very important job in the story of the Good News. Let's pray, and then we're going to divide into our small groups.

## Small Group Story Time

*When the Large Group Time is over, divide the children into small groups for story time. The text provided here is to serve as a guide for you while you tell the story. Read it through several times and be able to tell it from memory. It is not important to be able to recite this story word-for-word. Your goal is to be able to relate the story to a level children will understand. Use the wording included here as suggestions to help you make these concepts understood by elementary age children. Feel free to adapt these words to fit well with your own style.*

## Today's Story:

It's nice to have everybody back in our group today. We're going to talk a little bit more about Jesus. We're going to learn about another person that heard Good News about Jesus.

We learned yesterday that Isaiah lived a very long time before Jesus was born. He never got to see Jesus for himself. All that Isaiah knew was the promise that Jesus was going to come. For a long, long time people waited for that promise to happen. They waited for Jesus to come.

Our story today is about a person named Mary. Mary was very young. She was probably a teenager. The Bible tells us that she loved God very much. She wanted to be the kind of person that God wanted her to be. She did not know that God had picked her for a very special job.

One day while Mary was at her home she had a very surprising visitor. Do you know who it was? It was an angel. The angel came to visit Mary to give her a message from God. Mary was afraid. The angel was big and shining and strong. Mary did not know what to do.

The angel spoke very kindly to Mary. "Do not be afraid," he told her. "God is with you." The angel told Mary something amazing. Jesus was coming. He was going to be born as a baby and grow up just like we do. He was going to make a way to take away our sins.

God wanted Mary to do a very important job. Jesus was going to be born just like a regular baby. He would need somebody to be like His mother. Somebody would have to take care of Him while He was growing up. God wanted Mary to be Jesus' mother. He wanted her to take care of Jesus.

Mary was a little bit afraid. That was a big job God wanted her to do. She did not feel sure she would be able to do it. But Mary trusted God. She was excited to hear the announcement that Jesus was coming. Even though Mary was afraid, she wanted to obey God. "I obey God," Mary told the angel. "Let it happen just like you said."

The angel left Mary alone again. She could hardly believe what she had heard. Jesus was finally coming. The Good News was going to arrive at last. Mary was so happy that she sang a song to God about Jesus.

Mary and everybody that heard Jesus was coming were extremely happy. People had been waiting for Jesus for a very long time. They knew that He was going to be the best news of all. They knew that Jesus was coming to make a way to get rid of our sins.

Jesus wanted to come. He wanted to die on the cross for us. Jesus made us. He loves us more than we can ever imagine. He wants to spend time with us. He wants to help us and to tell us what God wants us to do. Jesus wants to help us to live the way God wants and to know all the great plans God has for us. Jesus knows that all the bad things we do, say, or think keep that from happening. Jesus knows that our sin keeps us away from Him.

That is why Jesus came here. Jesus is the only person that never sinned. He is the only person that never did anything He was not supposed to do. Then He died on the cross. He died to make a way to take away our sins. He

# Day Two

died so that we could be with Him.

If we ask Jesus, He will come into our life. He will take away the bad things we've done. He will be our new best friend and boss, all rolled into one. You can do that today if you never have. Jesus loves you. He wants you to invite Him into your life. That's why He is the best news of all.

Let's pray. We're going to thank Jesus for being the very best news there is.

*Each day you will close the story time with an invitation to accept Jesus. Say something like this:* God wants everybody to follow Him. The problem is that sometimes we do bad things that the Bible calls sin. A sin is anything that we do that God does not want us to do. God still loves us, even though we sin. That's why Jesus came. Jesus died on the cross to be punished for our sins. Then on the third day He came back to life. Now, for anybody who asks, Jesus will take away our sins and become a part of our lives. He will help us to follow Him. The Bible says that if we believe Jesus in our hearts and follow Him, He will save us from our sin and help us to follow God. Then one day we will be with Him in heaven. Anybody that wants to choose to follow Jesus can do that today. We would love to help you know how.

## Prayer Time

Take this time after the story to pray with the children in your small group. Ask them for things they would like to pray about. Tell God how awesome He is. Ask Him to help you and the children in your small group to listen to God and obey Him. Pray that the children in your group will get to know God and feel the love He has for them.

## Craft

While still in your small groups, lead the children in making the craft or filling out the activities packet for the day. The craft time is not only a way to reinforce the lesson, but it also allows time to get to know the children in your small group. During this time, ask them questions about their families, friends, and school. Invest in their lives. For today's craft time you will give each child an activity packet with pictures to color and various puzzles to solve.

*Supplies needed:* crayons, 1 activities packet for each child

*Note—For days 1, 2, & 4 you will receive copies each day of activity packets for the children including coloring sheets, word searches, etc. on-line or using Bible coloring books. Day 3 you will be making a bead bracelet to share the plan of salvation instead of packets.*

## Memory Verse Activity

Each day the small group time will include a Memory Verse Activity. The Memory Verse time is one of the most important activities of the day. We want these children to remember God's word and why it is important to them. A list of potential activities is included in the Supplements and Handouts portion of this packet. Use a different idea from that list each day to help the children learn the words of the verse and to explain why it applies to their lives. (Some require extra preparation, so be sure to review the list in advance.) The memory verse for this week is:

**TIP—There are one page posters with the memory verse in English and in Spanish in the Supplements and Handouts portion of this packet. Having a copy of the one page memory verse poster with you can help you teach the verse.**

*English: Luke 2:10-11— "I am here with good news for you, which will bring great joy to all the people. This very night in David's town your Savior was born—Christ the Lord!"*

*Spanish: Lucas:2:10-11—Les traigo buenas noticias que darán gran alegría a toda la gente. ¡El Salvador —sí, el Mesías, el Señor— ha nacido hoy en Belén, la ciudad de David!*

## Wrap Up

# Day Two

Each day you will end your Rainbow Express in a second large group session. Have all the children return to the tarp where you started. Sometimes the movement from small groups to large group becomes distracting, especially to younger children. If you find your children becoming noisy as you return to your large group, consider singing a few songs to help everybody focus again.

The last thing you will do before games and snacks is to review the memory verse and the day's lesson. Have the large group leader give a brief re-telling of the day's story. As you tell the story, frequently pause to let the children answer questions and fill in the blanks about the lesson. When you finish reviewing the story, have everybody say the memory verse together one last time. After reviewing the memory verse, pray before dismissing to game time and snacks.

## **Game Time/Snacks**

When you are finished, pray together and be ready to play games until the end of the Rainbow Express program. After the game time, pass out snacks, clean up the area, and walk everyone home. Return to Mission Arlington to turn in your materials and attendance sheet.

# Day Three

- **Large Group**
  - Songs
  - Puppets
  - Testimony
  - Memory Verse: Teams
- **Small Group**
  - Story: The Best News: It is Finished!
    - Scripture for today's story: John 19-20
  - Memory Verse Review
- **Large Group**
  - Story review questions

S  
U  
M  
M  
A  
R  
Y

## Pre-Rainbow Express Gathering

You will begin each day by knocking on doors and then playing games to help attract children to your Rainbow Express.

## Song Time/Puppets

When it is time to begin your activities, have all the children sit down in a large group. It would be helpful to bring a tarp for them to sit on. When the children are together and seated on the tarp, begin your song time.

The Song Leader will come to the front of the group to lead songs. One or two others may also want to come to the front to help show motions. Be sure to have several songs ready to sing and that everyone in the group knows the songs.

During this time you will also have the puppets sing their song(s). Doing the puppet show in between songs can help keep the children's attention. You are provided with one song for each day. If the children are responding well and enjoying the puppet music, it is okay to perform more than one of the songs and repeat the songs from day to day.

## Memory Verse Activity

When the Large Group Leader finishes his opening time, the Memory Verse Teacher will come to the front to lead the memory verse activity. The large group memory verse activity for day three is "Teams". Have your poster of the memory verse available. Read through the verse all together several times to practice. Divide your children into teams. Have the teams compete saying the memory verse many different ways: loudest, softest, fastest, slowest, telephone style, English, Spanish, with hand motions, etc.

## Introduction of Today's Story--Building the Foundation

*Each day the Large Group Leader will welcome the children and provide an introduction to the day's themes and activities. The more creative and engaging the Large Group Leader acts, the more interested and involved the children will be during the large group.*

*The Large Group Leader will come to the front of the group and explain the day's theme before the children divide into their small groups. What is provided here is a guide for the day's opening. Do not simply read from this page. Read through the discussion guide repeatedly and be able to lead it from memory. Do not feel that the Large Group Leader has to*

**TIP—The Large Group Leader should serve as a sort of "master of ceremonies" to keep each activity flowing smoothly. He should not, however, tell the day's Bible story. That will go much smoother in the small group time. Children listen more attentively in smaller groups.**

# Day Three

*memorize and recite this page. It is not necessarily intended to serve as a script. Rather, use it as a suggestion to help you know how lead the opening time.*

It's good to see everybody back today. I'm glad you came back to learn more about the Good News of Jesus. For the past two days we have been talking about people that got to hear the best news of all. First we talked about Isaiah. Isaiah got to hear the promise that Jesus was coming. Yesterday we talked about Mary. An angel gave Mary the announcement that Jesus was actually arriving.

Today we're going to talk about the best part of the best news. Do you remember why Jesus came to be the Good News? We all have a problem. God loves us very much, but we can't be with Him or go to Heaven because of the bad things that we do, think, or say. Those bad things are called sin. Sin keeps us away from God.

That's why Jesus came to be the Good News. Jesus loves us so much that He could not stand for us to be away from Him. He came to make a way to get rid of our sins. He came so that we can be with God and go to Heaven. Jesus came for us, because His love is so big that He couldn't stay away from us.

We're going to learn today about what Jesus did to help us and to be the best news. Let's pray and thank Jesus for what He did, then we will divide into our small groups.

## Small Group Story Time

*When the Large Group Time is over, divide the children into small groups for story time. The text provided here is to serve as a guide for you while you tell the story. Read it through several times and be able to tell it from memory. It is not important to be able to recite this story word-for-word. Your goal is to be able to relate the story to a level children will understand. Use the wording included here as suggestions to help you make these concepts understood by elementary age children. Feel free to adapt these words to fit well with your own style.*

## Today's Story:

I'm glad you all came back to our group today. Today we have the most exciting story of the whole week. We're going to learn about Jesus. On the first day we talked about Isaiah, who heard the promise of the Good News. Yesterday we talked about Mary, who got the announcement of the Good News. Today we're going to talk about Jesus, who *is* the Good News.

First let's remember why we needed some Good News. Sometimes we do, think, and say things that are not good. It might be that we cheat, or lie, or steal something, or have a bad attitude. Whatever they might be, the bad things that we do are called sins. Those sins keep us away from God. We all sin. I do, your teachers do, your parents, everybody. Those sins are the problem. They keep us away from God.

That's why Jesus came. He loves us so much that He wanted to make a way to get rid of our sin and bring us to God.

Jesus came to live as a person just like us. We learned yesterday that He came to grow up as a baby, and that He was taken care of by a woman named Mary and her husband Joseph. Jesus grew up just like us. He went to school and had friends and played games. The thing that was different about Jesus is that He never sinned. He never disobeyed or got into fights or said bad words. Jesus always did what He was supposed to do. He did not have the sin problem that we have.

When Jesus grew up He began to travel all around the country where He lived. He told people about how much God loves them. Jesus also told people that He came to make a way to take away their sins. Everywhere Jesus went He did amazing things. Because Jesus is God, He had power to heal sick people. He made blind people able to see. He fixed the legs of people that could not walk and took away awful diseases. Jesus gave food to people, and took care of them. He loved all kinds of people, from little children to rich leaders. Jesus did not even have a home because He spent all of His time moving around and helping people.

Jesus became very famous. People knew that He loves them and wants to help them. Everywhere Jesus went huge crowds came to see Him. People wanted Him to help their friends. They wanted to hear

Jesus talk about how much He loves them.

Unfortunately, not everybody liked Jesus. There were some people that did not want Him to help people and talk about God's love. These mean people did not want Jesus to tell people that He came to get rid of their sins. They decided that they wanted to get rid of Jesus.

One night while Jesus was praying in a garden with some of His friends, the bad people came for Jesus. They arrested Jesus. They took Jesus in front of the leaders of the people. They told lies about Jesus to get Him in trouble. The people hurt Jesus badly. They punched Him and slapped Him. They pulled His hair and ripped out His beard. The people beat Jesus up with long sticks and a weapon called a whip. They even made a crown out of long, sharp thorn branches and shoved it on Jesus' head. During the night the people decided they were going to kill Jesus.

We know that Jesus did not have to let those mean people do those things to Him. Jesus is God. He had all the power in the world. Jesus could have stopped those people any time that He wanted. Jesus did not stop the people. He let them do all those things to Him. Do you know why? Jesus let all those things happen because He loves us. He knew that if He wanted to fix our sin problem, somebody would have to take the punishment that our sin earns. Jesus was taking the punishment that we deserve.

The next morning the bad people took Jesus to the top of a hill. Jesus was already weak and in pain because of all the bad things they had already done to Him. But now those people did the worst thing of all. They made a cross out of wood. They threw Jesus on the cross. They hammered big metal spikes through His wrists and His feet. Then they put up the cross and let Jesus hang there by those nails. Jesus was bleeding and hurt. He had nails in His wrists and feet. He had thorns in His head. He could barely breathe. Jesus let all that happen to Him because He loves us.

Jesus hung on the cross for several hours. Then right before He died, Jesus called out the very best news of all. Jesus yelled, "It is finished." Then He died. What do you think Jesus was talking about? What was finished?

Jesus said that because He had finished what He came to do. Jesus came here to make a way to get rid of our sins. He died on the cross even though He had never done anything wrong. He took the punishment that we should have received because of our sins. Jesus loves us so much that He died for us so that we could be with Him. He made a way to get rid of our sins. That was the Good News.

But the story gets even better. Jesus did not stay on the cross. Some of His friends took His body and buried it in a cave. But three days later, something incredible happened. Jesus came back to life. Jesus not only made a way to take away our sins, but He came back to life.

We're going to make a fun craft to help us remember the best news of all.

*Each day you will close the story time with an invitation to accept Jesus. Say something like this:* God wants everybody to follow Him. The problem is that sometimes we do bad things that the Bible calls sin. A sin is anything that we do that God does not want us to do. God still loves us, even though we sin. That's why Jesus came. Jesus died on the cross to be punished for our sins. Then on the third day He came back to life. Now, for anybody who asks, Jesus will take away our sins and become a part of our lives. He will help us to follow Him. The Bible says that if we believe Jesus in our hearts and follow Him, He will save us from our sin and help us to follow God. Then one day we will be with Him in Heaven. Anybody who wants to choose to follow Jesus can do that today. We would love to help you know how.

### **Prayer Time**

Take this time after the story to pray with the children in your small group. Ask them for things they would like to pray about. Tell God how awesome He is. Ask Him to help you and the children in your small group to listen to God and obey Him. Pray that the children in your group will get to know God and feel the love He has for them.

### **Craft**

While still in your small groups, lead the children in making the craft for the day. The craft time is not only



a way to reinforce the lesson, but it also allows time to get to know the children in your small group. During this time, ask them questions about their families, friends, and school. Invest in their lives.

### *Salvation Bracelets*

Supplies: For each child—one string or cord for bracelet, and five beads, one each of red, black, white, green, yellow.

For instructions on how to make today’s craft, see the following pages. Step by step instructions on which order to put the beads on the bracelet and bilingual explanations of the colors’ meanings are included. You will also find optional hand out pages to give the children to help them remember the meaning of the bracelet. During this craft you will be explaining God’s plan for salvation. It is very important that you approach it with sensitivity to children that may be ready to make decisions to accept Christ. Please spend time in practice and prayer so that you will be ready when the time comes to clearly explain what salvation means.

### **Memory Verse Activity**

Each day the small group time will include a Memory Verse Activity. The Memory Verse time is one of the most important activities of the day. We want these children to remember God’s word and why it is important to them. A list of potential activities is included in the Supplements and Handouts portion of this packet. Use a different idea from that list each day to help the children learn the words of the verse and to explain why it applies to their lives. (Some require extra preparation, so be sure to review the list in advance.) The memory verse for this week is:

**TIP**—There are one page posters with the memory verse in English and in Spanish in the Supplements and Handouts portion of this packet. Having a copy of the one page memory verse poster with you can help you teach the verse.

*English: Luke 2:10-11— “I am here with good news for you, which will bring great joy to all the people. This very night in David’s town your Savior was born—Christ the Lord!”*

*Spanish: Lucas:2:10-11—Les traigo buenas noticias que darán gran alegría a toda la gente. ¡El Salvador —sí, el Mesías, el Señor— ha nacido hoy en Belén, la ciudad de David!*

### **Wrap Up**

Each day you will end your Rainbow Express in a second large group session. Have all the children return to the tarp where you started. Sometimes the movement from small groups to large group becomes distracting, especially to younger children. If you find your children becoming noisy as you return to your large group, consider singing a few songs to help everybody focus again.

The last thing you will do before games and snacks is to review the memory verse and the day’s lesson. Have the large group leader give a brief re-telling of the day’s story. As you tell the story, frequently pause to let the children answer questions and fill in the blanks about the lesson. When you finish reviewing the story, have everybody say the memory verse together one last time. After reviewing the memory verse, pray before dismissing to game time and snacks.

### **Game Time/Snacks**

When you are finished, pray together and be ready to play games until the end of the Rainbow Express program. After the game time, pass out snacks, clean up the area, and walk everyone home. Return to Mission Arlington to turn in your materials and attendance sheet.

# Day Three Craft

**Note-**When explaining the meanings of the colors refer to the bead and the sin it represents as dark rather than black.

**DARK-** This reminds us of sin. Sin is anything we do that is not what God wants us to do. The Bible says that everyone has sinned.

**OSCURO-** Este representa el pecado. El pecado es cualquier cosa que hacemos que no complace a Dios. La Biblia nos dice que todos hemos pecado.

**TIP**—This page is given for small group leaders to use as a guide to help them when explaining the meanings of the colors. The next two pages are intended as optional extras you can send home with your Rainbow Express students to help them remember the meaning of the bracelet.

**RED-** This reminds us of Jesus' blood. Jesus was God's Son and He died on the cross to pay the punishment for our sins.

**ROJO-** Este representa la sangre de Jesús. Jesús es el Hijo de Dios y El murió en la cruz para pagar por las consecuencias de nuestros pecados.

**WHITE-** This reminds us of our new lives. The Bible says that after we have accepted Jesus, we are brand new. He cleans out the sin that was in us. Jesus is in our lives! He will never leave!

**BLANCO-** Este representa nueva vida. La Biblia dice que al aceptar a Jesús como nuestro Salvador, somos hechos nuevos. El limpia el pecado que estaba dentro de nosotros. ¡Esto es porque Jesús esta en nuestras vidas!

**GREEN-** This reminds us that we are to grow as a Christian. In order to grow in our relationship with God, we need to pray, read the Bible, and hang out with other Christians by coming to Bible Study.

**VERDE-** Este representa crecimiento como Cristiano. Para crecer necesitamos tener una relación con Dios. Esto es posible orando, leyendo la Biblia, y teniendo convivió con otros Cristianos por venir al Estudio Bíblico.

**YELLOW-** This reminds us of Heaven! The Bible says that every person who has trusted Jesus to be his or her Savior will spend forever in Heaven with Him.

**AMARILLO-** Este representa el cielo. La Biblia nos dice que cada persona que ha puesto su fe en Jesús como Salvador estará por toda la eternidad en el cielo a lado de El.



dark

Sometimes I do bad things that make God sad.

*A veces hago cosas malas que no le gustan a Dios.*

red

Jesus loves me, so He died on the cross to help me.

*Jesús se murió en la cruz por mí porque me ama.*

white

Jesus can take away all the bad things I do.

*Jesús puede quitar todas las cosas malas que hago.*

green

I can follow Jesus and learn to be more like Him.

*Yo puedo seguir a Jesús y aprender ser mas como El.*

yellow

One day I will be with Jesus in Heaven.

*Un día estaré en El Cielo con Jesús.*



dark

Everyone has sinned. No one measures up to God's glory. Romans 3:23

red

But here is how God has shown his love for us. While we were still sinners, Christ died for us. Romans 5:8

white

Anyone who believes in Christ is a new creation. The old is gone! The new has come! 2 Corinthians 5:17

green

You are the children that God dearly loves. So be just like Him. Ephesians 5:1

yellow

[Jesus said] "In my Father's house are many rooms; if it were not so, I would have told you. I am going there to prepare a place for you. And if I go and prepare a place for you, I will come back and take you to be with me that you also may be where I am." John 14:2-3



Pues todos han pecado y están privados de la gloria de Dios.  
Romanos 3:23



Pero Dios demuestra su amor por nosotros en esto: en que cuando todavía éramos pecadores, Cristo murió por nosotros. Romanos 5:8



**Por lo tanto, si alguno está en Cristo, es una nueva creación. ¡Lo viejo ha pasado, ha llegado ya lo nuevo! 2 Corintios 5:17**



Por tanto, imiten a Dios, como hijos muy amados. Efesios 5:1



En el hogar de mi Padre hay muchas viviendas; si no fuera así, ya se lo habría dicho a ustedes. Voy a prepararles un lugar. Y si me voy y se lo preparo, vendré para llevármelos conmigo. Así ustedes estarán donde yo esté. Juan 14:2-3

# Day Four

- **Large Group**
  - Songs
  - Puppets
  - Testimony
  - Memory Verse: Next Word Relay
- **Small Group**
  - Story: The Good News for Everyone!—Peter and Cornelius
    - Scripture for today’s story: Acts 10
    - Memory Verse Review
- **Large Group**
  - Story review questions

## SUMMARY

### Pre-Rainbow Express Gathering

You will begin each day by knocking on doors and then playing games to help attract children to your Rainbow Express.

### Song Time/Puppets

When it is time to begin your activities, have all the children sit down in a large group. It would be helpful to bring a tarp for them to sit on. When the children are together and seated on the tarp, begin your song time.

The Song Leader will come to the front of the group to lead songs. One or two others may also want to come to the front to help show motions. Be sure to have several songs ready to sing and that everyone in the group knows the songs.

During this time you will also have the puppets sing their song(s). Doing the puppet show in between songs can help keep the children’s attention. You are provided with one song for each day. If the children are responding well and enjoying the puppet music, it is okay to perform more than one of the songs and repeat the songs from day to day.

*Each day the Large Group Leader will welcome the children and provide an introduction to the day’s themes and activities. The more creative and engaging the Large Group leader acts, the more interested and involved the children will be during the large group.*

*The Large Group Leader will come to the front of the group and explain the day’s theme before the children divide into their small groups. What is provided here is a guide for the day’s opening. Do not simply read from this page. Read through the discussion guide repeatedly and be able to lead it from memory. Do not feel that the Large Group Leader has to memorize and recite this page. It is not necessarily intended to serve as a script. Rather, use it as a suggestion to help you know how lead the opening time.*

**TIP**—The Large Group Leader should serve as a sort of “master of ceremonies” to keep each activity flowing smoothly. He should not, however, tell the day’s Bible story. That will go much smoother in the small group time. Children listen more attentively in smaller groups.

Hello everybody. I’m happy to see you all here for our last day of Rainbow Express. Today we’re going to learn a little bit more about the best news of all. All this week we have learned about the Good News that God has for us.

The first day we learned about Isaiah. God promised Isaiah that the Good News was going to come. Isaiah told everybody he could about the best news of all: the Good News that Jesus was going to come and make a way to take away our sins.

Two days ago we learned about Mary. Mary also had an important job in the Good News plan. God

# Day Four

used Mary to take care of Jesus while He was growing up. Mary was so excited that she got to be part of the Good News. We learned that God wants to make us a part of the Good News too. He wants us to invite Jesus into our lives. He wants us to know that Jesus came for us, just like He came for Mary and Isaiah.

## Memory Verse Activity

When the Large Group Leader finishes his opening time, the Memory Verse Teacher will come to the front to lead the memory verse activity. The large group memory verse activity for day four is "Next Word Relay". Have your poster of the memory verse available. Read through the verse all together several times to practice. Divide the children into two or more teams. Then, split each team in half. Have the two halves face each other in a single file line, about ten feet apart. Have the first person on the team say the first word of the verse. That player then runs across and tags the first player in the line facing them. The first player then runs to the back of that line. The second player then says the next word in the verse, then runs across to tag the player on the opposite line. Keep going until each team has said the whole verse. You may want to bring a stopwatch to time the children and see which team can do it the fastest.

## Small Group Story Time

*When the Large Group Time is over, divide the children into small groups for story time. The text provided here is to serve as a guide for you while you tell the story. Read it through several times and be able to tell it from memory. It is not important to be able to recite this story word-for-word. Your goal is to be able to relate the story to a level children will understand. Use the wording included here as suggestions to help you make these concepts understood by elementary age children. Feel free to adapt these words to fit well with your own style.*

## Today's Story:

This week we learned that Jesus is the best news of all. Every day we have talked about Jesus. We talked about how much He loves us. We talked about everything He does to help us. We talked about how He died on the cross and came back to life for us. We learned a lot of really great stuff this week. Today we are going to talk about what we should do with all the wonderful things we have learned.

When Jesus came back to life He visited some of His friends. He wanted them to know that He was not dead. After Jesus had visited many of His friends, He went back up to Heaven. The last thing Jesus said to His friends before He left was that they should tell everybody about Him. Jesus wanted His friends to let the whole world know about the best news of all.

Jesus' friends wanted to do what Jesus asked. They were so excited about the things Jesus did that they wanted everybody to know. Jesus' friends began to tell people about Jesus and all the wonderful things that He had done. They told people that Jesus had died on the cross. They told people that Jesus made a way to take away our sins.

Many, many people believed in Jesus. They were glad to hear the Good News. They knew that Jesus really was the best news of all. It was an exciting time as more and more people heard about Jesus.

One man that was Jesus' friend was named Peter. Peter knew Jesus very well. He traveled with Jesus when Jesus was on Earth. After Jesus went to Heaven Peter told many people about Jesus. He talked to huge crowds of people about Jesus' love.

In a city far away from Peter was a man named Cornelius. Cornelius was a very good man. He went to church and helped people. Cornelius did not know about Jesus. Cornelius loved God, but he had never heard of Jesus. One day, while Cornelius was praying, an angel came to visit him. The angel told Cornelius to send somebody to the place where Peter was staying. The angel told Cornelius to ask Peter to come talk about Jesus. Cornelius was excited. He wanted to know the Good News about Jesus. He sent three people that worked for him to go find Peter.

That day Peter was staying at a friend's house. He was up on the roof of the house, waiting to eat lunch. While he was there God gave Him a message. God told Him that somebody was coming to see Him. God wanted Peter to know that the Good News of Jesus was for everybody. It did not matter that Cornelius was from a different country. Cornelius looked different than Peter. He spoke differently. He ate different food and wore different clothes. Sometimes people like Peter did not want to be around people like Cornelius. God taught Peter that the best news of all is for all people. It does not matter what they look like or how they speak or where they're from. God made Cornelius special, just like He made Peter.

Peter was happy to hear God. He went with Cornelius' friends. He went to see Cornelius. Peter told Cornelius,

# Day Four

“I have come here to see you because God told me to come. You know that sometimes people where I come from will not be with people where you come from. God told me that I should not think that way. God told me to come and talk to you.”

Cornelius told Peter about the angel that visited him. Cornelius told Peter that God told him he needed to hear Peter. Cornelius wanted to hear about Jesus. Peter told Cornelius and all his family about Jesus. Cornelius was glad to hear the stories of Jesus. Cornelius and his whole family decided to believe in Jesus. They were happy about the Good News.

Jesus’ friends traveled to many other places to tell about Jesus. They wanted the whole world to hear the best news of all. God wants us to know that the Good News is for us too. Jesus died for us, just like He died for Cornelius. Jesus loves us, just like He loves Peter. We can ask Jesus to be in our lives. He will take away the sin. He will help us and teach us to obey God. He will always be with us. When our lives are over, we will go to be with Him in Heaven.

It’s good to know the Good News. We should want everybody to know the best news of all, just like we do. God tells us that we can help tell people. We can tell all our friends about Jesus. We can tell them that Jesus loves us and that He died for us. God wants everybody in the whole world to know the Good News. He wants everybody to know that He loves them.

*Each day you will close the story time with an invitation to accept Jesus. Say something like this:* God wants everybody to follow Him. The problem is that sometimes we do bad things that the Bible calls sin. A sin is anything that we do that God does not want us to do. God still loves us, even though we sin. That’s why Jesus came. Jesus died on the cross to be punished for our sins. Then on the third day He came back to life. Now, for anybody who asks, Jesus will take away our sins and become a part of our lives. He will help us to follow Him. The Bible says that if we believe Jesus in our hearts and follow Him, He will save us from our sin and help us to follow God. Then one day we will be with Him in heaven. Anybody that wants to choose to follow Jesus can do that today. We would love to help you know how.

## Prayer Time

Take this time after the story to pray with the children in your small group. Ask them for things they would like to pray about. Tell God how awesome He is. Ask Him to help you and the children in your small group to listen to God and obey Him. Pray that the children in your group will get to know God and feel the love He has for them.

## Craft

While still in your small groups, lead the children in making the craft or filling out the activities packet for the day. The craft time is not only a way to reinforce the lesson, but it also allows time to get to know the children in your small group. During this time, ask them questions about their families, friends, and school. Invest in their lives. For today’s craft time you will give each child an activity packet with pictures to color and various puzzles to solve.

*Supplies needed:* crayons, 1 activities packet for each child

*Note—For days 1, 2, & 4 you will receive copies each day of activity packets for the children including coloring sheets, word seaches, etc. on-line or using Bible coloring books. Day 3 you will be making a bead bracelet to share the plan of salvation instead of packets.*

## Memory Verse Activity

Each day the small group time will include a Memory Verse Activity. The Memory Verse time is one of the most important activities of the day. We want these children to remember God’s word and why it is important to them. A list of potential activities is included in the Supplements and Handouts portion of this packet. Use a different idea from that list each day to help the children learn the words of the verse and to explain why it applies to their lives. (Some require extra preparation, so be sure to review the list in advance.) The memory verse for this week is:

**TIP—**There are one page posters with the memory verse in English and in Spanish in the Supplements and Handouts portion of this packet. Having a copy of the one page memory verse poster with you can help you teach the verse.



# Day Four

*English: Luke 2:10-11— “I am here with good news for you, which will bring great joy to all the people. This very night in David’s town your Savior was born—Christ the Lord!”*

*Spanish: Lucas:2:10-11—Les traigo buenas noticias que darán gran alegría a toda la gente. ¡El Salvador —sí, el Mesías, el Señor— ha nacido hoy en Belén, la ciudad de David!*

## Wrap Up

Each day you will end your Rainbow Express in a second large group session. Have all the children return to the tarp where you started. Sometimes the movement from small groups to large group becomes distracting, especially to younger children. If you find your children becoming noisy as you return to your large group, consider singing a few songs to help everybody focus again.

The last thing you will do before games and snacks is to review the memory verse and the day’s lesson. Have the large group leader give a brief re-telling of the day’s story. As you tell the story, frequently pause to let the children answer questions and fill in the blanks about the lesson. When you finish reviewing the story, have everybody say the memory verse together one last time. After reviewing the memory verse, pray before dismissing to game time and snacks.

## Game Time/Snacks

When you are finished, pray together and be ready to play games until the end of the Rainbow Express program. After the game time, pass out snacks, clean up the area, and walk everyone home. Return to Mission Arlington to turn in your materials and attendance sheet.

# Section Four

## Supplements and Handouts

Reproducible  
song lyrics,  
games,  
memory verse  
activities, and  
more

**SONGS:** Use these suggested songs during your opening song time.  
Feel free to add any fun Christian children's songs that you know too.

**1. Bubbling**

It's bubbling, it's bubbling,  
it's bubbling in my soul  
There's singing and laughter  
since Jesus made me whole  
Folks don't understand it,  
I cannot keep it quiet!!  
It's bubbling, bubbling, bubbling,  
bubbling, bubbling day and night

**2. Come and Go with Me**

Come and go with me to my Father's house  
Come and go with me to my Father's house  
It's a big, big house with lots and lots of room  
A big, big table with lots and lots of food  
A big, big yard where we can play football  
A big, big house, it's my Father's house

**3. Deep and Wide**

Deep and wide, deep and wide  
There's a fountain flowin' deep and wide  
Deep and wide, deep and wide  
There's a fountain flowin' deep and wide

**4. Do You Love my Jesus**

Deep, deep Ohhh deep down down  
Deep down in my heart, I love you Jesus  
Deep, deep Ohhh deep down down  
Deep down in my heart  
Do you love my Jesus deep down in your heart?  
Yes I love my Jesus deep down in my heart!

**5. Father Abraham**

Father Abraham had many sons  
Many sons had Father Abraham  
I am one of them, and so are you  
So let's just praise the Lord - Right Arm!

...Left arm, right foot, left foot, nod your head, turn  
around, sit down!

**6. God Is So Good**

God is so good, God is so good,  
God is so good, He's so good to me  
He answers prayer...  
I love Him so....

**7. Give Me Oil in my Lamp**

Give me oil in my lamp,  
Keep me burning, burning, burning  
Give me oil in my lamp, I pray  
Give me oil in my lamp,  
Keep me burning, burning, burning  
Keep me burning til the break of day  
Sing Hosanna, sing Hosanna,

Sing Hosanna to the King of Kings  
Sing Hosanna, sing Hosanna,  
Sing Hosanna to the King

Give me gas in my Ford,  
Keep me truckin' for the Lord...  
Give me wax on my board,  
Keep me surfin' for the Lord...  
Give me umption in my gumption,  
Make me function, function, function....

**8. The B-I-B-L-E**

The B-I-B-L-E, yes that's the book for me  
I stand alone on the Word of God  
The B-I-B-L-E

**9. He's a Peach of a Savior**

He's a peach of a  
Savior  
He's the apple of my  
eye  
He prunes away the  
branches  
when my branches get too high  
He stomps my grapes of wrath  
when my life gets too tough  
That's why I'm bananas for the Lord  
He's the vine and we're the branches  
He's the vine and we're the branches  
He's the vine and we're the branches  
That's why I'm bananas for the Lord

**10. I'm All Wrapped Up**

I'm all wrapped up, I'm all tied up,  
I'm all tangled up in Jesus  
I'm all wrapped up, I'm all tied up,  
I'm all tangled up in God  
I'm all wrapped up, I'm all tied up,  
I'm all tangled up in Jesus  
I'm all wrapped up, tied up, tangled up in God

**11. I'm Gonna Sing, Sing, Sing**

I'm gonna sing, sing, sing  
I'm gonna shout, shout, shout  
I'm gonna sing, I'm gonna shout, Praise the Lord  
When those gates are opened wide  
I'm gonna sit by Jesus' side  
I'm gonna sing, I'm gonna shout, Praise the Lord

**12. I'm in the Lord's Army**

I may never march in the infantry,  
ride in the cavalry, shoot the artillery  
I may never fly o'er the enemy

**TIP**—Don't know some of the songs?  
Has it been too long since you did the  
motions to Deep and Wide? If you need  
to learn/refresh any melodies or  
motions, you can find lots of these  
songs on youtube. Just search by the  
song title.

**SONGS:** Use these suggested songs during your opening song time.  
Feel free to add any fun Christian children's songs that you know too.

But I'm in the Lord's army, Yes sir!  
I'm in the Lord's army, Yes sir!  
I'm in the Lord's army, Yes sir!  
I may never march in the infantry,  
ride in the cavalry, shoot the artillery  
I may never fly o'er the enemy  
But I'm in the Lord's army

**13. I've Got a River of Life**

I've got a river of life flowing out of me  
Makes the lame to walk and the blind to see  
Opens prisoners' doors, sets the captives free  
I've got a river of life flowing out of me  
Spring up oh well (gush gush gush gush)  
within my soul  
Spring up oh well (splish splash) and make me whole  
Spring up oh well (whoosh) and give to me  
That life abundantly

**14. I've Got Joy Down in my Heart**

I've got joy down in my heart  
Deep deep down in my heart  
Spell it J-O-Y Down in my heart  
Deep deep down in my heart  
Who put it there? Jesus put it there  
And nothing can destroy it,  
destroy it, destroy it — UGH!  
I've got joy down in my heart  
Deep deep down in my heart

**15. I've Got Peace Like a River**

I've got peace like a river, I've got peace like a river  
I've got peace like a river in my soul  
I've got peace like a river, I've got peace like a river  
I've got peace like a river in my soul  
I've got love like a mountain.....  
I've got joy like a fountain.....  
I've got peace, love, and joy  
like a river mountain fountain.....

**16. I Have So Much**

I have so much, so much, so much, so much, so much,  
so much, so much, so much, so much, so much,  
so much, so much, so much (clap) to be thankful for.  
(REPEAT)  
I have Jesus to be thankful for.....  
I have the Bible to be thankful for.....  
I have you to be thankful for.....

**17. Little Square Box**

If I had a little square box to put my Jesus in,  
I'd take Him out and hug His neck  
and share Him with a friend

But if I had a little square box  
to put the devil in,  
I'd take him out and STOMP HIS FACE  
and put him back again.

**18. I've Got the Joy, Joy, Joy, Joy**

I've got the joy, joy, joy, joy down in my heart  
Where? Down in my heart  
Where? Down in my heart  
I've got the joy, joy, joy, joy down in my heart  
Down in my heart to stay  
And I'm so happy, so very happy  
I've got the love of Jesus in my heart  
Down in my heart  
And I'm so happy, so very happy  
I've got the love of Jesus in my heart

And if the devil doesn't like it  
he can sit on a tack! Ouch!.....  
And if the devil doesn't like it  
he can swallow a bomb! Boom!.....  
And if the devil doesn't like it  
he can fall off a cliff! Ahhh!.....  
I've got the wonderful love of my blessed redeemer  
way down in the depths of my heart....

**19. If You're Happy and You Know It**

If you're happy and you know it clap your hands  
If you're happy and you know it clap your hands  
If you're happy and you know it  
then your face will surely show it  
If you're happy and you know it clap your hands  
If you're happy and you know it  
stomp your feet...  
If you're happy and you know it say Amen...  
If you're happy and you know it Praise the Lord...  
If you're happy and you know it say Yee-Haw...

**20. Jesus in the Morning**

Jesus, Jesus, Jesus in the morning  
Jesus at the noon time  
Jesus, Jesus, Jesus when the sun goes down  
  
Love Him....  
Serve Him...  
Praise Him...  
Share Him...  
Thank Him...

**21. Jesus Is my Rock**

Jesus is my Rock, and He rolls my blues away  
Bop shoe Bop Shoe Bop Woo!! (Repeat 2x)

**SONGS:** Use these suggested songs during your opening song time.  
Feel free to add any fun Christian children's songs that you know too.

### 22. Jesus Loves Me

Jesus loves me this I know,  
for the Bible tells me so  
Little ones to Him belong  
They are weak but He is strong  
Chorus:  
Singing na na na na na na na na- Heh!  
Na na na na na na na na- Huh!  
Yes, Jesus loves me, Yes, Jesus loves me,  
Yes, Jesus loves me, The Bible tells me so

Jesus loves me when I'm good  
When I do the things I should  
Jesus loves me when I'm bad  
Though it makes Him very sad  
(Chorus)

### 23. My God Is So Big

My God is so big, so strong and so mighty  
There's nothing my God cannot do  
My God is so big, so strong and so mighty  
There's nothing my God cannot do  
The mountains are His, the rivers are His  
The stars are His handiwork too  
My God is so big, so strong and so mighty  
There's nothing my God cannot do, for you

### 24. No One That I Know

No one that I know walks like you,  
Talks like you, or looks like you  
No one that I know is like you  
No one else does what you do

### 25. Sheep Song

I wanna be a sheep baa baa,  
I wanna be a sheep baa baa  
Cuz Jesus loves sheep  
I wanna be a sheep baa baa  
I don't wanna be a goat nope nope  
I don't wanna be a goat nope nope  
Cuz there ain't no hope for goats  
I don't wanna be a goat nope nope

### 26. Satan Didn't Like It

Satan didn't like it when we  
Came outta the wilderness  
Came outta the wilderness  
Came outta the wilderness  
Satan didn't like it when we  
Came outta the wilderness

Walkin' with the Lord, Walkin' with the Lord  
Walkin' with the Lord  
Satan didn't like it when we  
Came outta the wilderness  
Walkin' with the Lord

Swimmin' with the Lord...  
Dancin' with the Lord...

### 27. Shake a Friend's Hand

Shake a friend's hand,  
Shake the hand next to you  
Shake a friend's hand and sing along  
Shake a friend's hand,  
Shake the hand next to you  
Shake a friend's hand and sing,  
Sing a ha-la-la-la-la-la-leluah,  
Ha-la-la-la-la-leluah (repeat)

Scratch a friend's back, ...  
Hug a friend's neck...

### 28. Swing Low, Sweet Chariot

Swing low, sweet chariot  
Comin' fo' to carry me home  
Swing low, sweet chariot  
Comin' fo' to carry me home

### 29. On a Day Like This

On a day like this (clap, clap)  
On a day like this (clap, clap)  
On a day like this (clap) Ohhhhhhhh  
I need the Lord to help me  
On a day like this (stomp, stomp, clap, clap)  
On a day like this (stomp, stomp, clap, clap)  
On a day like this (stomp, clap) Ohhhhhhhh  
I need the Lord to help me

On a day like this (toot, toot, stomp, stomp, clap, clap)...  
On a day like this (pat, pat, toot, toot, stomp, stomp,  
clap, clap)...  
On a day like this (bounce, bounce, pat, pat, toot, toot,  
stomp, stomp, clap, clap)

### 30. The Fruit of the Spirit

The fruit of the Spirit's not a banana  
The fruit of the Spirit's not a banana  
If you wanna be a banana  
You might as well hear it  
You can't be a fruit of the Spirit  
Cuz the fruit is love, joy, peace and patience, kindness,  
goodness, faithfulness, gentleness and self control

**SONGS:** Use these suggested songs during your opening song time.  
Feel free to add any fun Christian children's songs that you know too.

The fruit of the Spirit's not a coconut...  
The fruit of the Spirit's not a lemon...

**31. This is the Day**

This is the day, this is the day  
That the Lord has made, that the Lord has made  
I will rejoice, I will rejoice  
And be glad in it, And be glad in it  
This is the day that the Lord has made  
I will rejoice and be glad in it  
This is the day, this is the day  
That the Lord has made

**32. This Little Light of Mine**

This little light of mine, I'm gonna let it shine  
This little light of mine, I'm gonna let it shine  
This little light of mine, I'm gonna let it shine  
Let it shine, let it shine, let it shine  
Hide it under a bush, oh no!  
I'm gonna let it shine  
Hide it under a bush, oh no!  
I'm gonna let it shine  
Hide it under a bush, oh no!  
I'm gonna let it shine  
Let it shine, let it shine, let it shine

Won't let satan blow it out,  
I'm gonna let it shine

**33. Walk, Walk, Walk, Walk in the Light**

It's a great day to praise the Lord.  
It's a great day to praise the Lord.  
It's a great day to praise the Lord.  
Walking in the Light of Love.  
Walk, walk, walk, walk in the light (Hey!)  
Walk, walk, walk, walk in the light (Hey!)  
Walk, walk, walk, walk in the light (Hey!)  
Walking in the Light of Love.

It's a great day to hug a neck...  
It's a great day to say "Amen!"...

**34. What a Mighty God We Serve**

What a mighty God we serve  
What a mighty God we serve  
Angels bow before Him  
Heaven and earth adore Him.  
What a mighty God we serve.

**35. Who's the King of the Jungle?**

Who's the king of the jungle? ooo ooo  
Who's the king of the sea?

wiggle wiggle wiggle  
Who's the king of the universe,  
and who's the king of me?  
I tell you J-E-S-U-S! Yes!  
He's the King of me  
He's the king of the universe,  
the jungle, ooo ooo  
and the sea. wiggle wiggle wiggle

**36. With Jesus in your Boat**

With Jesus in your boat,  
you can smile through the storm  
Smile through the storm,  
smile through the storm  
With Jesus in your boat,  
you can smile through the storm  
When you're sailing home  
Sailing, sailing home, sailing, sailing home  
With Jesus in your boat, you can smile through the  
storm when you're sailing home

## GAMES: These games are just suggestions to help you get started. Feel free to incorporate other children's games you think will work well.

**Big, Bad Wolf:** Have the children stand in a line at one end of the game area. One leader or child is the “Big, Bad Wolf” and will stand at the other end of the area with her back to the children. In unison, the children shout, “What time is it Mr. Wolf?” The wolf answers with an hour, “4 o'clock”, for example. The children take that number of steps forward. If the wolf said “4 o'clock,” the children would take 4 steps toward the wolf. When the wolf thinks the children are close enough to her, she answers their question with, “It's eating time!” Then she chases them back to their starting line. Anyone she tags joins her as a wolf. The game ends when all but one participant has been tagged.

**Knots:** Direct children to stand in a circle, then tell them to join right hands with someone across from them. While maintaining that grip, each person should grab a different person's left hand. No one should join hands with a person immediately beside him or her. The objective of the game simply is to untangle masses of arms, legs, and bodies without releasing hand grips. Twisting or adjusting a grip is permissible and needed to prevent impossible movements of joints! Untangling the knot may take time, but usually a single large circle or two small ones (interconnected) are formed. If, after a reasonable amount of time, the group is still helplessly tangled, direct two participants to drop each other's hands. Doing so will permit a quick solution.

**Overall Understanding:** Players are divided into two teams. Teams line up in parallel rows with players standing behind one another. The first player on each team is given a beach ball, or balloon. When the leader says, “Go,” the first player on each line passes the ball backward over her head to the second player. The second player passes the ball under his legs to the next person in line, and so forth. The ball continues to be passed backward down the line, alternately over and under, until it reaches the last player. The last player, receiving the ball, runs to the front of his or her line and begins to pass the ball back again. This continues until every player on the line has a chance to be at the beginning. The team whose first player gets to the front of the line again is the winner.

**PREPARATION TIP**—Once children get “wound up”, it can be tough to get them “wound down” again. Games time is an important bonding opportunity between you and the children. Don't use games that are too rough or that could become a distraction: Red Rover, roughhousing, etc.

**Parachute:** You will have a tarp with you to use for the children to sit on each day. The tarp can double as a “parachute”. Have the kids stand on all sides of the tarp and hold it at waist level. Each side of the tarp is a team, making four teams. Put a beach ball on the tarp. Have the kids shake the tarp. They should try to shake the tarp so that the beach ball falls off another team's side. Whenever the beach ball falls off the tarp, the team on that side gets a point. The team that has the fewest points at the end of the game wins.

**People to People:** Tell everyone to find a partner and choose one person to lead the game. The leader yells a body part, and the players will touch each other using that part. For example, the leader might say, “knee to knee,” and the partners will touch knees. After several rounds, the leader will yell, “people to people,” and everyone has to find a new partner. The leader also runs into the crowd and finds a partner. Whoever is left without a partner is the new leader.

**Sharks and Minnows:** You will need a good size running area for this game. Have the children line up along one side of the area. They are the “minnows”. Have the leader stand in the middle of the area. The leader is the shark. When the shark yells “Go!”, the minnows run to the other end of the area. The shark runs around and tags as many minnows as possible before they reach the other end of the field. When a minnow is tagged, he or she must freeze wherever tagged. When all of the untagged minnows reach the end of the area, the shark yells, “Go!” again. This time the shark and the frozen minnows may tag the runners. The game continues until there is only one minnow left. That minnow is the winner and begins the next game as the shark.

**Everybody's It Tag:** There are two rules: (1) everybody is It, and (2) when a player is tagged, he or she is frozen. Have everyone stand in a circle. Then the leader shouts “Everybody's it!” and the game starts (and quickly ends).

**Hospital Tag:** The first time a player is tagged, she puts her hand on the part of herself that was tagged. The se-

**GAMES:** These games are just suggestions to help you get started. Feel free to incorporate other children's games you think will work well.

cond time she is tagged, she must put her other hand on that area. The third time, because she is out of hands, she must sit down.

**Freezer/Defroster Tag:** A tagged player must freeze with his hands and feet on the ground and his back to the sky. He can move again when another player crawls between his hands and feet.

**Trust Walk:** Chose a landmark in your area to be the "goal" of this game. A mailbox or tree will probably be readily available for this purpose. Blindfold one player and choose another player to be the "guide." Have the rest of the children scatter themselves between the blindfolded person and the goal. The guide leads the blindfolded person through all the people to the goal while the children in the way will call out other directions. The blindfolded player must listen carefully to the guides instructions. Let the children take turns being blindfolded and being the guide.

**Circle Spot Rush:** All players stand in a circle, arms' length apart, facing inward. In the center of the circle are small markers (paper plates, pieces of construction paper, etc.). The number of markers is always one less than the number of players. The leader of the game stands just outside the circle and calls out various types of movement: run, skip, hop, etc. The players move clockwise around the circle in the way directed by the leader. The game leader can also call out *stop* (all players freeze wherever they are) or *about face* (players continue to move in the same manner but reverse directions). When the game leader yells *rush* all players run to the center of the circle and try to stand on one of the markers. Whichever player does not stand on a marker is eliminated. One marker is removed and play continues. The object of the game is to be the last player remaining.

**Animal Relay:** Each small group will be a team. Teams stand in single file lines, facing a finish line about fifty feet away. The first player runs across the finish line, runs back, tags the next player, and goes to the end of the line. The relay continues until each player has run twice. While they run the game leader calls out various animals. All players must run like that animal until the next one is called. The first team to have all their players finish twice wins.

**Sit Down Volleyball-** *materials needed: beach ball:* Divide all players into two equal teams. Have the two teams sit down indian-style facing each other in two to four rows. The object of the game is to get the ball behind the other team. One person throws the ball up in the air and the two teams hit the ball back and forth until one team hits it over the heads of the other team and it lands behind them. Score just like regular volleyball. The catch is that both teams have to stay seated throughout the entire game. You can add variety to the game by having each team use only one hand or sitting with teams backs toward each other instead of facing each other.

**Elbow Tag:** Assign all players a partner. Spread pairs out evenly across the playing area. Have the pairs link arms. Choose one pair to start out as the chaser "It", and the chasee. Just like regular tag, It tries to tag the chasee. If the chasee is tagged, he or she in turn becomes it and the chase reverses. The chasee's goal is to link with another player. When the chasee links arms with one side of a pair, the other player must unlink, becoming the chasee.



# PUPPETS

**Remember that you can borrow puppets from Mission Arlington / Mission Metroplex if you do not have any.**

More than two decades ago, we learned that puppets have a power to draw people. Obviously a simple puppet show holds the most charm for young children. You will be amazed, however, how many parents, grandparents, aunts, and uncles will come to watch puppets just because they are curious. This gives you a great opportunity to connect with them and potentially share the gospel. So don't be afraid to try using them, even if you never have before. Here are some tips on how easily incorporate puppets into your Rainbow Express program:

**SONG TIME**—Have the puppets sing along with the songs. This is fun for young children.

**MEMORY VERSE**—Have the puppets help teach the memory verse. We have found it to be especially helpful to have the children teach the memory verse to the puppets. Let the puppets “play dumb” so that it takes them several tries to learn it.


**GATHERING**—Have the puppets going while you are out knocking on doors and taking attendance. You will find the puppet show attracts plenty of curiosity.

**CLOSING TIME**—Have the puppets ask the review questions in the final large group time. Alternatively, you could have the puppets give funny answers to the review questions asked and let the children help correct them.

**PUPPET CONCERTS**—One of the simplest and surprisingly effective ways to use puppets is to let them give a one or two song “concert” each day during your Rainbow Express program. You will be given a CD of four songs while you are at Mission Arlington, each of which will incorporate thematically with one of the days of Rainbow Express. Use these as the final song from each day's puppet concert and as a segue to introduce the days' topic. You can add your own songs too. We have had great response with upbeat Christian music, especially if there is an easy chorus the kids can catch on to and sing along with. Songs like “Get Down” or “Big House” by Audio Adrenaline, “Dive” by Steven Curtis Chapman, “Shine” or “He Reigns” by the Newsboys, and a huge number of others by artists like David Crowder, The Supertones, and more are fun songs to do with puppets.

*A NOTE ON PUPPET MUSIC—It is very important to remember that some songs that might be youth group favorites may be more likely to drive away than attract some parents. Keep in mind that the goal is to find opportunities to interact with all age groups, not just children and teenagers. We recommend not using some of the “rockier” Christian music out there. Don't forget that the music is for the residents of the apartments, not for our personal listening pleasure. If you would like to purchase more puppet music, the CDs we will loan you while you are here are from a series called RPM-Righteous Pop Music. You can order from them on-line from the company that produces them at onewaystreet.com.*

**PREPARATION TIP:** Print the lyrics to each of the four puppet songs. Taping these sheets to the inside of your puppet stage will help you as you perform. If you do not have a puppet stage you can easily make one out of a large cardboard box (at Mission Arlington we use refrigerator boxes or washer/dryer boxes). Just cut and unfold the box and then decorate the front with butcher paper, spray paint, or any other way that you would like. If you are not able to make one, you may borrow one from Mission Arlington / Mission Metroplex while you are here.



PUPPETS DAY ONE—to the tune of “Don’t Worry, Be Happy” by Bobby McFerrin

Here’s a little song I wrote  
 You might want to sing it note for note  
 Don’t worry, trust Jesus  
 In every life you’ll have some trouble  
 But when you worry, you make it double  
 Don’t worry, trust Jesus  
 Don’t worry, trust Jesus now  
 Don’t worry, trust Jesus. Don’t worry, trust Jesus

Look at the birds, they don’t grow crops  
 But your Father’s love for them never stops  
 Don’t worry, trust Jesus  
 Consider the lilies, they do not spin  
 Don’t worry, trust Jesus  
 Don’t worry, trust Jesus now  
 Don’t worry, trust Jesus. Don’t worry, trust Jesus

When you worry you want to quit  
 That won’t help you out one bit  
 Don’t worry, trust Jesus  
 Just look all around and you know it’s true  
 The Father will take care of you  
 Don’t worry, trust Jesus  
 Don’t worry, trust Jesus now  
 Don’t worry, trust Jesus.

Jesus said,  
 “Don’t worry about things: food, drink, and clothes. Well, you already have life, and a body, and they are far more important than what you eat and wear. Look at the birds! They don’t worry about what to eat! They don’t need to sow, or reap, or store up food! For your Heavenly Father feeds them, and you are far more valuable to Him than they are.  
 Will all your worries add a single moment to your life?

## PUPPETS DAY TWO—to the tune of “She Loves You” by The Beatles

### *Chorus*

*He loves you, yeah, yeah, yeah*  
 He loves you, yeah, yeah, yeah  
 He loves you, yeah, yeah, yeah, yeah

You may think you're not loved, and think God's far away  
 But it's you He's thinking of, and His Word has this to say  
 It says He loves you, though He knows that you've been bad  
 He loves you, and you know that you should be glad. Oooh

### *God sent His own Son*

Just so you could be saved  
 He died for everyone, and He rose up from the grave  
 because He loves you, though He knows that you've been bad  
 He loves you, and you know that you should be glad. Oooh

### *Chorus*

He loves you, yeah, yeah, yeah  
  
 He loves you, yeah, yeah, yeah  
 With a God like that  
 you know you should be glad. Oooh

You know its up to you, to make the choice that's smart  
 So say you love Him too  
 Ask Jesus in your heart

because He loves you, though He knows that you've been bad  
 He loves you, and you know that you should be glad. Oooh

### *Repeat Chorus*

With a God like that  
 you know you should be glad (2x)

Yeah, yeah, yeah, yeah, yeah, yeah, yeah, yeah

PUPPETS DAY THREE— to the tune of “Help Me Rhonda” by The Beach Boys

Well the devil’s buggin’ me  
 And he’s puttin’ thoughts in my head  
 I’m about goin’ crazy from  
 The wicked things he said  
 But Jesus, you’re in control (*in control*)  
 And I know that you can save my soul  
 And you can help me Jesus  
 Help me get him out of my heart

*Chorus:*

Help me Jesus, help, help me Jesus (*repeat six times*)  
 Help me Jesus, yeah  
 Get him out of my heart

Well you’re gonna be my Savior  
 And I’m gonna be your kid  
 I’m confessing all my sins  
 And you’re forgivin’ all the things I did

Well, Jesus you’ll be my guide (*be my guide*)  
 And I won’t have a thing to hide  
 ‘Cause you can help me Jesus  
 Get the devil out of my heart

*(Repeat Chorus two times.)*

## PUPPETS DAY FOUR—to the tune of “All Shook Up” by Elvis Presley

A-well' a bless my soul  
 God is here with me  
 I'm happy as a man could ever be  
 My life is an ever overflowin' cup  
 I'm on fire  
 I'm all prayed up  
 Mm mm mm, mm, yay, yay, yay

Well, my hands are folded and my knees are bent  
 I read the New and Old Testament  
 I don't even let the phone interrupt  
 I'm on fire  
 I'm all prayed up  
 Mm mm mm, mm, yay, yay, yay

Well, I tell Him everything that's on my mind  
 And He lets me know it'll all be fine  
 I could try it on my own, and I'd do my best  
 But to live without prayer would scare me to death

Well He touches my soul and He gives me peace  
 He carries my burden, what a sweet release  
 I'm glad to say that He fills my cup  
 I'm on fire  
 I'm all prayed up  
 Mm mm mm, mm, yay, yay, yay

I go to my room and I close the door  
 I just wanna stay there more and more  
 There's only one cure for this sould of mine  
 That's to get alone with God and spend some time

Well He touches my soul and He gives me peace  
 He carries my burden, what a sweet release  
 I'm glad to say that He fills my cup  
 I'm on fire  
 I'm all prayed up  
 Mm mm mm, mm, yay, yay, yay  
 Mm mm mm, mm, yay, yay  
 I'm all prayed up

**MEMORY VERSE: these are suggested activities to help you review the memory verse during your small group times. Feel free to add other ideas as well.**

### **Teams**

Divide the kids into two teams. Let one side say the first part of the verse and let the others complete it. See how loud and soft and fast and slow each side can be. (Remember you can be creative in your team divisions: Boys v. Girls, Sandals v. Tennis Shoes, Eye or Hair Colors, kids wearing shorts v. kids wearing jeans...etc.) Compliment both teams on a job well done.

### **Memory Verse Challenge**

Make signs using construction paper with one or two words of the verse on each. Have several workers or children stand at the front and hold the signs so that everyone can see the words. Lead the children in saying the verse together a few times. Then, one at a time, have the sign holders hide their sign, and say the verse together again. Repeat this until all the signs are hidden and say the verse one more time.

**PREPARATION TIP:** Some of these ideas require extra supplies and/or preparation ahead of time. You need to decide which activities you want to use ahead of time so that you can be sure to pack the supplies you will need.

### **Hand Signs**

Assign a hand motion for each word of the verse. Teach the children the hand signs and the words at the same time. Then say the words while the children only do the hand motions. And then do the hand motions while the children say the words.

### **Volley Verse**

Sit or stand in a circle. Take a soft ball or balloon and pass it around in a circle, each person saying one word of the verse as they hold the ball and pass it on. Go fast and slow, repeating the whole verse each time. When the kids feel comfortable saying the verse, volley the ball from person to person across the circle, letting each person say one word as they pass the ball.

### **Verse Pop**

Gather several small strips of paper and write one or two words of the verse on each strip. Put each paper inside a balloon and inflate the balloon. Let the children who are sitting the most quietly pop the balloon handed to them, and say the word they find inside. Have all the children repeat the word and continue until all the balloons are popped. Have a copy of the entire verse ready so that, in the end, the children can see the whole verse on one page. Repeat the verse several times with all the children. (It is a good idea to write numbers on the balloons so you can hand them to the children in the correct order. Also, be aware of smaller children who might be afraid of the popping noise.)

### **Verse Puzzle**

Write the verse on a piece of paper and cut the paper into 6-10 pieces. Let the children put the puzzle together as a team. Make sure everyone gets a chance to help. When it is finished, say the verse altogether. Put the puzzle together again. See how fast the children can finish the puzzle and say the verse.

### **Verse Sticks**

Write phrases of the verse on several craft sticks. Work together to put the sticks in the correct order.

### **Verse Chain**

Gather several small strips of paper and write one or two words of the verse on each strip. Working together in your small group, tape the links together in circles to make a paper chain. When you finish, say the verse all together.

Luke 2:10-11— “I am here with good news for you, which will bring great joy to all the people. This very night in David’s town your Savior was born— Christ the Lord!”

---

Lucas:2:10-11—Les traigo buenas noticias que darán gran alegría a toda la gente. ¡El Salvador —sí, el Mesías, el Señor— ha nacido hoy en Belén, la ciudad de David!

# *A final word . . .*

**Whether you are coming here to Mission Arlington / Mission Metroplex or using this material for another mission outreach, we are grateful for the opportunity to partner in ministry with you. Please contact us with any questions or to let us know how we can pray for you. Daily updates and prayer requests at Mission Arlington, as well as a variety of additional curriculum resources, are available at our web site.**

**For this reason I kneel before the Father, from whom his whole family in heaven and on earth derives its name. I pray that out of his glorious riches he may strengthen you with power through his Spirit in your inner being, so that Christ may dwell in your hearts through faith. And I pray that you, being rooted and established in love, may have power, together with all the saints, to grasp how wide and long and high and deep is the love of Christ, and to know this love that surpasses knowledge—that you may be filled to the measure of all the fullness of God.**

**Now to him who is able to do immeasurably more than all we ask or imagine, according to his power that is at work within us, to him be glory in the church and in Christ Jesus throughout all generations, for ever and ever! Amen. *Ephesians 3:14-21***

**Mission Arlington / Mission Metroplex  
210 W. South Street  
Arlington, TX, 76010  
Phone: 817-277-6620  
E-mail: [mission@missionarlington.org](mailto:mission@missionarlington.org)  
Web: [www.missionarlington.org](http://www.missionarlington.org)**