

# Day One

# YOUR WORD

- **Large Group**
  - Songs
  - Puppets
  - Opening Time: Who likes getting letters?
    - *The Bible is God's letter to us*
  - Memory Verse: Fast and Slow
- **Small Group**
  - Story: God gives rules to Moses
    - *Theme: The Bible comes from God*
  - Craft: Memory verse scroll
  - Memory Verse Review
- **Large Group**
  - Story review questions



# Day One Opening

## Pre-Rainbow Express Gathering

You will begin each day by knocking on doors and then playing games to help attract children to your Rainbow Express.

## Song Time/Puppets

When it is time to begin your activities, have all the children sit down in a large group. It would be helpful to bring a tarp for them to sit on. When the children are together and seated on the tarp, begin your song time.

The Song Leader will come to the front of the group to lead songs. One or two others may also want to come to the front to help show motions. Be sure to have several songs ready to sing and that everyone in the group knows the songs.

**TIP**—The Large Group Leader should lead his opening monologue and serve as a sort of “master of ceremonies” to keep each activity flowing smoothly. He should not, however, tell the day’s Bible story. That will go much smoother in the small group time. Children listen more attentively in smaller groups.

During this time you will also have the puppets sing their song(s). Doing the puppet show in between songs can help keep the children’s attention. You are provided with one song for each day. If the children are responding well and enjoying the puppet music, it is okay to perform more than one of the songs and repeat the songs from day to day.

## The Opening

*Each day the Large Group Leader will welcome the children and provide an introduction to the day’s themes and activities. The more creative and engaging the Large Group Leader acts, the more interested and involved the children will be during the large group.*

*The Large Group Leader will come to the front of the group and explain the day’s theme before the children divide into their small groups. What is provided here is a guide for the day’s opening. Do not simply read from this page. Read through the discussion guide repeatedly and be able to lead it from memory. Do not feel that the Large Group Leader has to memorize and recite this page. It is not necessarily intended to serve as a script. Rather, use it as a suggestion to help you know how lead the opening time.*

*For today’s opening time you will need your Bible and the picture of an envelope included at the back of today’s packet. A copy of this page will be supplied while you are at Mission Arlington. If you have the materials available, blow up a copy of this picture to a posterboard size for a more effective visual aid.*

Hello everybody. I want to thank all of you for coming to Rainbow Express today. We are going to have a really fun week playing together and learning about the Bible. Before we can learn about the Bible, we have to know what the Bible is. Let’s see if we can figure it out together.

(Show the picture of the envelope.) Who can tell me what this is? (Allow the children to respond.) This is a letter that somebody wrote me. How many of you have ever received a letter? I really like getting mail. I think it is fun to go check the mail to see if anybody sent me anything. It makes me feel special to know that somebody took the time to write me a letter. I get letters from people in my family and from my friends. Some of you tell me who you get letters from. What did the letters say? (Let children tell you about the letters they received.)

The best kinds of letters come from people that really love you. You may have received a letter like that before. You may have a parent that lives in another country or cousins in a different state that write you letters. Letters from somebody that loves you are the most special of all.

I know somebody that loves me very much. He loves me more than my friends do. He loves me more than my cousins and brothers and sisters and aunts and uncles. He even loves me more than my mom and dad. He loves you too. He loves you more than anybody else does. In fact, I know that He loves every single person in the whole entire world. Does anybody know who I'm talking about? (Allow the children to respond.)

The person that loves us the most is God. I know He loves us the most because He told me. God wrote me a letter, a very special letter. But God's letter is not just to me, it's a special letter written to every single person on the whole planet. Does anybody know what God's letter to us is? (Allow the children to respond.)

I have God's letter right here with me. Let me show it to you. (Hold up your Bible.) In fact, I came here with my friends this week, just so we can talk to you about this letter. (Have all members of the Rainbow Express team hold up their Bibles where they sit.) This letter is called the Bible. It's a book that God gave us full of things that He wants us to know. It tells us that God made us very special. It tells us that God loves us. It tells us that God takes care of us and helps us and listens to us when we talk to Him.

The Bible is the best book ever written, because it's the true story of how much God loves us. It makes me feel very special that God wrote us this letter. You should feel special too, because God's letter is for you just as much as it is for us. I hope you will come to every day of Rainbow Express so that you can learn all about God's special letter to you.

### **Memory Verse Activity**

When the Large Group Leader finishes his opening time, the Memory Verse Teacher will come to the front to lead the memory verse activity. The large group memory verse activity for day one is "Fast and Slow". Have your poster of the memory verse available. Read through the verse all together several times to practice. Practice saying the memory verse faster and faster. Try saying it slower and slower. Say it in "slow motion", using exaggerated hand motions and deep slow motion voices.

After the Memory Verse Teacher finishes, divide the children into small groups to continue.

# Day One Small Group

## Small Group Story Time

*The text provided here is to serve as a guide for you while you tell the story. Read it through several times and be able to tell it from memory. It is not important to be able to recite this story word-for-word. Your goal is to be able to relate the story to a level children will understand. Use the wording included here as suggestions to help you make these concepts understood by elementary age children. Feel free to adapt these words to fit well with your own style.*

## Today's Story: God Gives Rules to Moses

This week we are learning about the Bible. We learned that the Bible is a special book that tells us about God. It helps us know how much God loves us. But did you ever wonder where the Bible came from? It came from God.

A very long time ago there was a group of people called the Hebrews who believed in God and loved Him very much. The Hebrews talked to God by praying. They told God that they believed in Him and they loved Him. The Hebrews also asked for God's help, because they had a big problem.

The Hebrew people were slaves. A terrible king made them work all day in the hot sun, without any pay. They had to do whatever the king told them to do. They did not have nice places to live, or nice clothes to wear. They did not get to pick where they lived or what they did. The evil king had guards all around the Hebrews to punish them if they tried to disobey.

The Hebrews were very sad, because the evil king was so mean to them. They cried to God for help. They wanted to escape from being slaves. They wanted to move far away to their own country where they could be happy.

God listens when we talk to Him. He likes to help us. God helped the Hebrews too. God sent an old man named Moses to set the Hebrew people free. Moses went to see the king.

"God says to let His people go," Moses told the king.

The king just laughed. "I am a king. I do not have to do anything that I don't want to. I do not have to do what God says."

"You should do what God says," Moses warned the king. "God will not be happy if you do not let the people go. If you do not obey what God says, He will send you lots of trouble."

The king would not listen. He refused to let the people go. God sent trouble to the king, just like Moses said. First all the water in the country turned into blood. Then God filled the country with frogs, lice, and flies. Next, all the animals in the country got sick. Next, a terrible storm came. Then the people were covered with painful sores. After the sores, God made the country dark for three days. Finally, when the evil king still refused to let the people go, many of the people in the country died. At last the king gave up. He knew that he should do what God said. He let the Hebrew people go free.

The Hebrews were so happy! They were finally free. They left the evil king in a big parade, singing to God and thanking Him for helping them. God promised to take care of the people and lead them to their own homes, where they could finally rest in their own country.

To get home, Moses had to lead the Hebrews across a giant desert. On their way, they

**PREPARATION TIP**—When you tell the story use as many interactive elements as you can. You are going to be outside talking to kids with short attention spans. Keep them involved so they will hear the story!

Remember that involving the children will help them pay attention. Use hand motions and sound effects. Have your children repeat things back to you. Ask questions.

**DO NOT READ TO THE KIDS. TELL THEM THE STORY!** Even though you will be telling and not reading the story, have your Bible open to the story in your lap. This will help the children recognize that the story comes from the Bible and is not simply a fairy tale or something we have made up.

Helpers: While the story teller is teaching, sit with the children and be a good example by listening to the story. Watch for children who need special attention.

stopped to camp in front of a big mountain. While they were there, God spoke to Moses. “Tell all the people that I saved them from the evil king,” God said. “Tell them that if they obey what I want them to do, I will always take care of them.”

“We will do everything that God wants us to do,” the people answered Moses.

“I am going to come and talk to you on top of the mountain,” God told Moses. A big dark cloud, like the ones in a thunderstorm, appeared on top of the mountain. Thunder boomed and lightning flashed around the cloud. A noise like a loud trumpet came from the mountain, and thick black smoke came out of the mountain like a volcano.

Moses went up to the mountain to talk to God. God carved two big stones out of the side of the mountain. He carved words into the stones. God told Moses what He wanted the people to do. He told Moses what we need to do to make God happy. When God finished, Moses took the stones down to the people with God’s special words called the Ten Commandments written on them.

We still learn the words God gave Moses on that mountain a long, long time ago. Those words are part of the Bible, a very special book. God told people like Moses special messages. They wrote these messages down and then later put them together into a book called the Bible. The Bible is one of God’s gifts to us. He gave it to us so we could know about Him. The Bible helps us know what God is like and what He wants us to do.

Most of all, the Bible tells us how much God loves us. It tells us that sometimes we mess up. Sometimes we break God’s rules in the Bible. When we break the rules, we push ourselves away from God. God loves us so much that He does not want to be away from us. Jesus came to help us. Jesus died on the cross so that He could be punished for the bad things we do. Then, on the third day, Jesus came back to life. The Bible tells us that we can ask Jesus to take away those bad things we do. He will help us to be friends with God.

If you want to know how to ask Jesus to be in your life, just ask us.

## **Prayer Time**

Take this time after the story to pray with the children in your small group. Ask them for things they would like to pray about. Tell God how awesome He is. Ask Him to help you and the children in your small group to listen to God and obey Him. Pray that the children in your group will get to know God and feel the love He has for them.

## **Craft**

While still in your small groups, lead the children in making the craft for the day. The craft time is not only a way to reinforce the lesson, but it also allows time to get to know the children in your small group. During this time, ask them questions about their families, friends, and school. Invest in their lives.

### *Memory Verse Scroll*

Supplies: Crayons, glue, one half page memory verse scroll and two popsicle sticks per child

1. Give each child a scroll page. Explain that scrolls are what people used for books during the time of our Bible story.
2. Have the children decorate their scroll page. They can color it, or add pictures from the story.  
*Optional: Bring yarn, glitter, or other extra craft supplies to decorate with.*
3. Glue a popsicle stick to each end of the scroll. Show the children how to roll up their scroll.

## **Memory Verse Activity**

Each day the small group time will include a Memory Verse Activity. The Memory Verse time is one of the most important activities of the day. We want these children to remember God's word and why it is important to them. A list of potential activities is included in the back of this packet. Use a different idea from that list each day to help the children learn the words of the verse and to explain why it applies to their lives. (Some require extra preparation, so be sure to review the list in advance.) The memory verse for this week is:

### *English*

Your word is a lamp to my feet and a light to my path. Psalm 119:105 (NIV)

### *Spanish*

Tu palabra es una lámpara a mis pies; es una luz en mi sendero. Salmos 119:105 (NVI)

When all the small groups are beginning to wrap up their memory verse activities, begin to re-gather the groups on the tarp for large group .

# Day One Closing

## **Closing Time**


Each day you will end your Rainbow Express in a large group session. Have all the children return to the tarp where you started. Sometimes the movement from small groups to large group becomes distracting, especially to younger children. If you find your children becoming noisy as you return to your large group, consider singing a few songs to help everybody focus again.

The last thing you will do before games and snacks is to review the memory verse and the day's lesson. Have the large group leader give a brief re-telling of the day's story. As you tell the story, frequently pause to let the children answer questions and fill in the blanks about the lesson. When you finish reviewing the story, have everybody say the memory verse together one last time.

## **Game Time/Snacks/Wrap-Up**


When you are finished, pray together and be ready to play games until the end of the Rainbow Express program. After the game time, pass out snacks, clean up the area, and walk everyone home. Return to Mission Arlington to turn in your materials and attendance sheet.

**Your word is a lamp to my feet  
and a light to my path.**



**Psalms 119:105 (NIV)**

**Your word is a lamp to my feet  
and a light to my path.**




**Psalms 119:105 (NIV)**




**Tu palabra es una lámpara a mis pies;  
es una luz en mi sendero.**


**Salmos 119:105 (NVI)**



**Tu palabra es una lámpara a mis pies;  
es una luz en mi sendero.**

**Salmos 119:105 (NVI)**

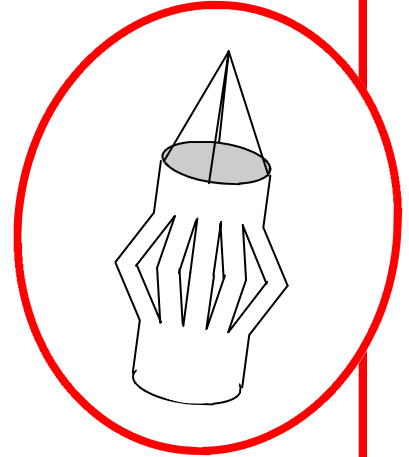




# Day Two

# YOUR WORD

- **Large Group**
  - Songs
  - Puppets
  - Opening Time: Good news for everybody
    - *God wants everybody to have the good news of the Bible*
  - Memory Verse: Loud and Soft
- **Small Group**
  - Story: King Josiah Finds the Bible
    - *Theme: The Bible is for everybody*
  - Craft: Chinese lantern
  - Memory Verse Review
- **Large Group**
  - Story review questions



# Day Two Opening

## Pre-Rainbow Express Gathering

You will begin each day by knocking on doors and then playing games to help attract children to your Rainbow Express.

## Song Time/Puppets

When it is time to begin your activities, have all the children sit down in a large group. It would be helpful to bring a tarp for them to sit on. When the children are together and seated on the tarp, begin your song time.

The Song Leader will come to the front of the group to lead songs. One or two others may also want to come to the front to help show motions. Be sure to have several songs ready to sing and that everyone in the group knows the songs.

**TIP**—The Large Group Leader should lead his opening monologue and serve as a sort of “master of ceremonies” to keep each activity flowing smoothly. He should not, however, tell the day’s Bible story. That will go much smoother in the small group time. Children listen more attentively in smaller groups.

During this time you will also have the puppets sing their song(s). Doing the puppet show in between songs can help keep the children’s attention. You are provided with one song for each day. If the children are responding well and enjoy the puppet music, it is okay to perform more than one of the songs and repeat the songs from day to day.

## The Opening

*Each day the Large Group Leader will welcome the children and provide an introduction to the day’s themes and activities. The more creative and engaging the Large Group Leader acts, the more interested and involved the children will be during the large group.*

*The Large Group Leader will come to the front of the group and explain the day’s theme before the children divide into their small groups. What is provided here is a guide for the day’s opening. Do not simply read from this page. Read through the discussion guide repeatedly and be able to lead it from memory. Do not feel that the Large Group Leader has to memorize and recite this page. It is not necessarily intended to serve as a script. Rather, use it as a suggestion to help you know how lead the opening time.*

*(For today’s opening time you will need one copy of the multilingual memory verse sheet for each child.)*

Hello everybody. I am glad you all came back to Rainbow Express today. We are going to have lots of fun all week long learning about God’s special book the Bible. Yesterday we learned that the Bible is like a letter from God to us. God gave us the Bible so that we could know how much He loves us. That’s why the Bible is such very good news.

I want you to think about the last time you had some really good news. Think about something that you learned or that somebody told you that made you really happy. Maybe it

was a new baby brother or sister. It might have been a special present you got for Christmas or your birthday. I can think of a time I learned some really good news.

*(Share a very brief story of good news from your own life. Tell about how excited you were. Emphasize that you wanted everybody to know your good news. Talk about how excited you were to tell your friends and others the good news. The whole story doesn't need to be more than a few sentences. When you finish, invite three or four others to share a brief story from their own life. Encourage the children to go first. If they seem slow to warm up or are reluctant to share, have members from your own group share. With each story, make it a point to emphasize that the storyteller was excited to share their good news with other people.)*

Those are really good examples. Did you notice something that all of those stories had in common? Every single person who had good news wanted to share it with other people, too.

God's love is His good news for us. He wants to share it with people, too. In fact, God wants to share His good news with *all* people. God wants the all people to have the Bible, no matter who they are. Everybody hold up your hands. Look at the hands of everybody all around you. They are all different. Our hands are not all the same color. We don't all speak the same language at home. We go to different schools, we have different families, we even live in different places. But God wants us *all* to know about the Bible. He wants us to know all the good news the Bible tells us.

I have a piece of paper I'm going to give to all of you. You're going to recognize some of the words on this piece of paper. Can anybody tell me what it is? *(Allow the children to answer.)* That's right, this is the memory verse that we are learning this week. This is a little piece of the Bible that we can memorize and take with us everywhere that we go.

There are some words on this sheet that you don't recognize. Can anybody guess what these words are? *(Allow the children to guess.)* This is the same memory verse that we are learning this week, written in many different languages. This sheet shows that the Bible really is for people all over the world, no matter where they are from. God wants His special gift, the Bible, to be for everybody.

Today we're going to learn a story about a group of people that got to hear the Bible for the very first time. We're going to see how happy they were to get to learn about God's special gift.

## **Memory Verse Activity**

When the Large Group Leader finishes his opening time, the Memory Verse Teacher will come to the front to lead the memory verse activity. The large group memory verse activity for day two is "Loud and Soft". Have your poster of the memory verse available. Read through the verse all together several times to practice. Practice saying the memory verse together. Slowly begin to increase the volume. Divide the children into two or more teams. Have them try saying the verse together as a team. See who can say it loud and who can say it soft. Try playing Telephone by having all the children sit in a circle. Have the verse travel around the circle by having each child whisper the next word in the verse to their neighbor.

After the Memory Verse Teacher finishes, divide the children into small groups to continue.

# Day Two Story

## Small Group Story Time

*The text provided here is to serve as a guide for you while you tell the story. Read it through several times and be able to tell it from memory. It is not important to be able to recite this story word-for-word. Your goal is to be able to relate the story to a level children will understand. Use the wording included here as suggestions to help you make these concepts understood by elementary age children. Feel free to adapt these words to fit well with your own style.*

## Today's Story: King Josiah Finds the Bible

Yesterday we learned that the Bible is a very special book. We learned that God gave us the Bible so that we can learn about Him. Today we are going to learn about a little boy that helped a whole country learn about the Bible.

Yesterday we had a story about the Hebrews. The Hebrews were slaves in a far away country. God helped them escape and gave them their own country to live in. The Hebrews named their new country Israel. God wanted the people in Israel to love Him and obey Him, just like He wants us to. After a while, though, the people stopped listening to God. They stopped studying His words in the Bible. They stopped going to church to learn about the Bible. They stopped obeying God's rules.

Israel put some wicked kings and queens in charge. These kings and queens told all the people not to believe in God or pray to Him. They closed the doors of the church and threw away all the books of God's words. It was a very sad time to live in Israel.

One of the worst kings Israel ever had was an evil man named Amon. Amon did not love God. He did not let the people in Israel learn anything about God or how much God loved them. Finally, Amon died. When a king died, his son became the next king. Amon died when his son, Josiah, was only a little boy. Josiah became the king of the country of Israel when he was only eight years old!

Josiah was very different from his father. He was very different from almost all the other kings. Josiah loved God very much. He obeyed God's rules, and told the people in Israel to obey God, too. Even though Josiah worked hard to do what God wanted, he still had a big problem. Nobody had any of the books with God's words. The people wanted to obey God, but they did not have a book to help them learn how.

The evil kings before Josiah had closed the doors of the church and messed up everything inside. After Josiah had been king for a while, he told the people he wanted to fix the church. The people went to work fixing the church. One day, one of the men working in the church found something very exciting. He found one of the books with God's words. The people had not had God's word for a long time. They missed it very much. The worker hurried and took the book to the king.

King Josiah read from God's words. He became very sad. He realized that the people had broken many of God's rules. Josiah knew that God must not be happy that they had not obeyed what he said. The king was so sad that he tore his clothes and cried.

God sent a message to Josiah. "Don't be afraid," God told Josiah. "You are right that

**PREPARATION TIP**—When you tell the story use as many interactive elements as you can. You are going to be outside talking to kids with short attention spans. Keep them involved so they will hear the story! Remember that involving the children will help them pay attention. Use hand motions and sound effects. Have your children repeat things back to you. Ask questions.

**DO NOT READ TO THE KIDS. TELL THEM THE STORY!** Even though you will be telling and not reading the story, have your Bible open to the story in your lap. This will help the children recognize that the story comes from the Bible and is not simply a fairy tale or something we have made up.

Helpers: While the story teller is teaching, sit with the children and be a good example by listening to the story. Watch for children who need special attention.

the people disobeyed me. They did not obey my words. I was going to send them punishment for what they did. But I see that you love me, and you love my words. You believe what I said and you obey me. I will forgive you and the people. I will not punish you, because you have asked to be forgiven.”

Josiah was very happy. He called all the people of Israel together. He read God’s words to all the people. The whole country was glad to hear God’s words again. They knew that the Bible is a special gift from God.

In front of all the people, King Josiah prayed to God. He promised to obey the word of God and do what God wanted. Then all the people promised they would read God’s word and obey it too.

The day became a huge celebration. Everybody was happy to have God’s word back. They were glad to hear that God loved them. King Josiah gave an order to the people. “We are going to celebrate and thank God for loving us and for saving us.”

All the people came together to thank God. For one week they stayed together, celebrating how much God loved them. They had music and special food. They read God’s words over and over and thanked God that He loved them so much.

Josiah was only a little boy when he became king, but he made a big difference in the country. In fact, people still say that Josiah was one of the greatest kings that Israel ever had. What made Josiah such a good king? He wasn’t the strongest or the bravest or the biggest. Josiah was a good king because he loved God and loved God’s word.

Everybody can learn from God’s special words in the Bible. It does not matter if you are a grown up or a young child. It does not matter if you are the king of a whole country or a little girl at school, the Bible is for you. God loves all people. That’s why He gave the Bible as a gift for all of us.

The Bible tells us about another special gift from God. It tells us that Jesus came to help us. Jesus died on the cross to take away the bad things we do. Then he came back to life to help us be friends with God. Any person can ask Jesus to be a part of their life. The Bible promises that Jesus will be there for anybody that asks Him.

If you want to know how to ask Jesus to be in your life, let us know. We would love to help you know how.

## Prayer Time

Take this time after the story to pray with the children in your small group. Ask them for things they would like to pray about. Tell God how awesome He is. Ask Him to help you and the children in your small group to listen to God and obey Him. Pray that the children in your group will get to know God and feel the love He has for them.

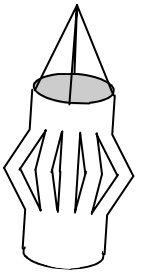
## Craft

While still in your small groups, lead the children in making the craft for the day. The craft time is not only a way to reinforce the lesson, but it also allows time to get to know the children in your small group. During this time, ask them questions about their families, friends, and school. Invest in their lives.

### *Chinese Lantern*

Supplies: Crayons, Scissors, Glue or glue sticks, yarn, one Chinese Lantern page per child.

1. Give each child a copy of the Chinese Lantern page. Have them color the picture of the world. *Optional: Bring glitter, ribbon or other decorating items to glue on the picture.*
2. Cut the dotted lines on each picture. Note—do not cross the solid black lines with your cut. End where the dotted lines end.
3. Roll the page into a circle and glue on the marked place.
4. Cut out pieces of string to glue to the top of the lantern to hang it from the ceiling.
5. Ask your children why there is a picture of the whole world on today's craft. Discuss that God wants the whole world to know about the Bible and its message of His love.



## Memory Verse Activity

Each day the small group time will include a Memory Verse Activity. The Memory Verse time is one of the most important activities of the day. We want these children to remember God's word and why it is important to them. A list of potential activities is included in the back of this packet. Use a different idea from that list each day to help the children learn the words of the verse and to explain why it applies to their lives. (Some require extra preparation, so be sure to review the list in advance.) The memory verse for this week is:

### *English*

Your word is a lamp to my feet and a light to my path. Psalm 119:105 (NIV)

### *Spanish*

Tu palabra es una lámpara a mis pies; es una luz en mi sendero. Salmos 119:105 (NVI)

When all the small groups are beginning to wrap up their memory verse activities, begin to re-gather the groups on the tarp for large group .



# Day Two Closing

## **Closing Time**

Each day you will end your Rainbow Express in a large group session. Have all the children return to the tarp where you started. Sometimes the movement from small groups to large group becomes distracting, especially to younger children. If you find your children becoming noisy as you return to your large group, consider singing a few songs to help everybody focus again.

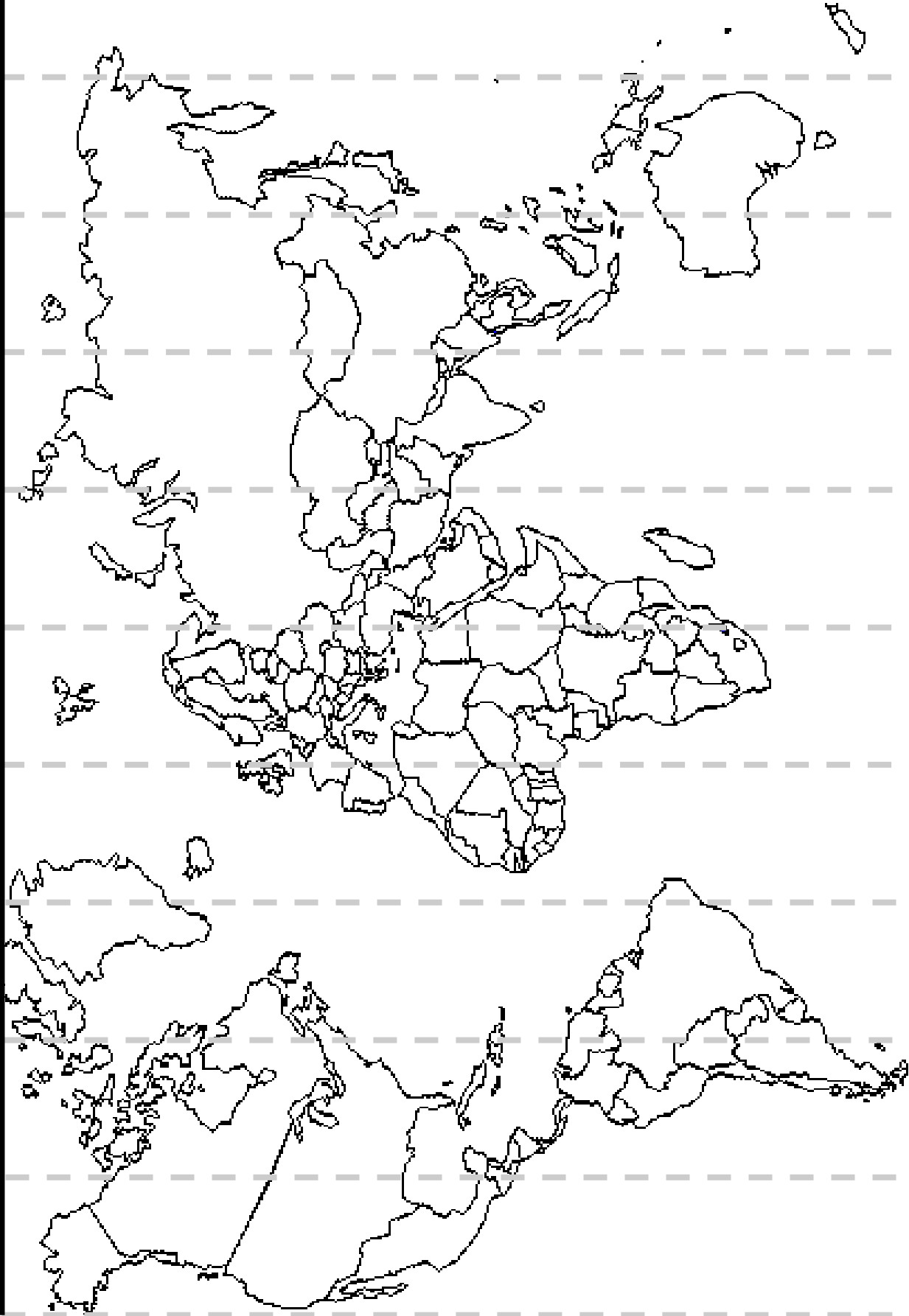
The last thing you will do before games and snacks is to review the memory verse and the day's lesson. Have the large group leader give a brief re-telling of the day's story. As you tell the story, frequently pause to let the children answer questions and fill in the blanks about the lesson. When you finish reviewing the story, have everybody say the memory verse together one last time.

## **Game Time/Snacks/Wrap-Up**

When you are finished, pray together and be ready to play games until the end of the Rainbow Express program. After the game time, pass out snacks, clean up the area, and walk everyone home. Return to Mission Arlington to turn in your materials and attendance sheet.

# GLUE HERE

Your word is a lamp to my feet and a light for my path. Psalm 119:105 NIV



Tu palabra es una lámpara a mis pies es una luz en mi sendero. Salmos 119:105 (NVI)

Your word is a lamp to my feet and a light for my path. Psalm 119:105 NIV

Нун. Твоето слово е светилник на нозете ми, И виделина на пътеката ми. Псалми 119:105

Lời Chúa là ngọn đèn cho chơn tôi, Ánh sáng cho đường lối tôi. Thi-thiên 119:105

Az én lábamnak szövétneke a te igéd, és ösvényemnek világossága. Zsoltárok 119:105

Ta parole est comme une lampe qui guide tous mes pas, elle est une lumière éclairant mon chemin. Psaume 119:105

He rama tau kupu ki oku waewae, he marama ki toku ara. Psalm 119:105

Tu palabra es una lámpara a mis pies; es una luz en mi sendero. Salmos 119:105

Dit Ord er en Lygte for min Fod, et Lys på min Sti. Salme 119:105

Слово Твое--светильник ноге моей и свет стезе моей. Псалтирь 119:105

# Day Three

# YOUR WORD

- **Large Group**
  - Songs
  - Puppets
  - Opening Time: Personal Testimonies
    - *Examples from your group of how the Bible has impacted your life.*
  - Memory Verse: Teams
- **Small Group**
  - Story: Jesus reads the Bible
    - *Theme: The Bible tells us that Jesus came to save us*
  - Craft: Cross bead necklace
  - Memory Verse Review
- **Large Group**
  - Story review questions



# Day Three Opening

## Pre-Rainbow Express Gathering

You will begin each day by knocking on doors and then playing games to help attract children to your Rainbow Express.

## Song Time/Puppets

When it is time to begin your activities, have all the children sit down in a large group. It would be helpful to bring a tarp for them to sit on. When the children are together and seated on the tarp, begin your song time.

The Song Leader will come to the front of the group to lead songs. One or two others may also want to come to the front to help show motions. Be sure to have several songs ready to sing and that everyone in the group knows the songs.

**TIP**—The Large Group Leader should lead his opening monologue and serve as a sort of “master of ceremonies” to keep each activity flowing smoothly. He should not, however, tell the day’s Bible story. That will go much smoother in the small group time. Children listen more attentively in smaller groups.

During this time you will also have the puppets sing their song(s). Doing the puppet show in between songs can help keep the children’s attention. You are provided with one song for each day. If the children are responding well and enjoy the puppet music, it is okay to perform more than one of the songs and repeat the songs from day to day.

## The Opening

*Each day the Large Group Leader will welcome the children and provide an introduction to the day’s themes and activities. The more creative and engaging the Large Group Leader acts, the more interested and involved the children will be during the large group.*

*The Large Group Leader will come to the front of the group and explain the day’s theme before the children divide into their small groups. What is provided here is a guide for the day’s opening. Do not simply read from this page. Read through the discussion guide repeatedly and be able to lead it from memory. Do not feel that the Large Group Leader has to memorize and recite this page. It is not necessarily intended to serve as a script. Rather, use it as a suggestion to help you know how lead the opening time.*

*For today’s opening time you will need several volunteers from your group who are willing to briefly share their personal testimony about their relationship with Jesus. Prayerfully prepare these testimonies ahead of time. Those that speak should focus on two areas: how they accepted Jesus, and how God’s word has helped them in their own lives. It would be ideal to share a specific story of a time that something in the Bible helped to make a right decision or in some other way. These testimonies do not need to be very long. Two to three minutes will most effectively hold the children’s attention.*

*Have the Large Group Leader stand up and welcome the children to Rainbow Express as*

*always, then follow with three to four of these testimonies.*

Hello again everybody. I am so thankful that you have come back to Rainbow Express today. This week we are learning about the Bible. We learned that the Bible is a special gift from God. We learned that the Bible tells us how much God loves us. Today we're going to learn about the most important thing the Bible tells us. Can anybody guess what the most important thing the Bible tells us is?

The Bible is the story of Jesus. It tells us that God loves us. It tells us that Jesus came to help all people. The Bible helps us to know about Jesus. It tells us how we can know Jesus better and better. Today, some of my friends and I want to tell you how the Bible has helped us to know about Jesus. Then, we're going to learn the most important story of what Jesus did to help us.

### **Memory Verse Activity**

When the Large Group Leader finishes his opening time, the Memory Verse Teacher will come to the front to lead the memory verse activity. The large group memory verse activity for day three is "Teams". Have your poster of the memory verse available. Read through the verse all together several times to practice. Divide your children into teams. Have the teams compete saying the memory verse many different ways: loudest, softest, fastest, slowest, telephone style, English, Spanish, with hand motions, etc.

After the Memory Verse Teacher finishes, divide the children into small groups to continue.

# Day Three Small Group

## Small Group Story Time

*The text provided here is to serve as a guide for you while you tell the story. Read it through several times and be able to tell it from memory. It is not important to be able to recite this story word-for-word. Your goal is to be able to relate the story to a level children will understand. Use the wording included here as suggestions to help you make these concepts understood by elementary age children. Feel free to adapt these words to fit well with your own style.*

## Today's Story: Jesus Reads the Bible

This week we have been learning about God's special book the Bible. Monday we talked about Moses. We learned God gave us the Bible as a gift. Yesterday we talked about King Josiah. We learned that the Bible is for all people. Today we're going to talk about the most important person in the whole Bible.

We have learned this week that the Bible is a big book with lots of different kinds of things inside it. The Bible tells lots of different stories, about lots of different people and places. The stories may all be different, but they have one thing in common: the whole Bible talks about how much God loves us. The whole Bible tells the story of how God helps people to be friends with Him. All the parts of the Bible help us know that God loves us so much that He sent Jesus to help us.

God made all of us. He loves people, and He made us so that we would love Him back. Sadly, we sometimes mess up God's plan. Sometimes we do things that are against God's rules. These bad things that we say, do, or think are called sins. Sin is a big problem, because it pushes us away from God. God still loves us, but He's so perfect that He can't be around all that sin. We needed a way to get rid of our sin.

That's why Jesus came. Jesus made a way to take away our sin. Jesus is God's son. He lived in Heaven, the wonderful, perfect place where God lives. A long time ago, Jesus came to Earth to live as a person for a little while. He was born as a baby, just like us. He grew up in a family, went to school, and played with His friends, just like us. But Jesus was perfect, not like us. Jesus never sinned. He did not do anything that broke God's rules.

When Jesus grew up, He began to teach people about God. He told them that God loves us and wants to take away our sins. One of the places that Jesus started was in His own hometown. He went to the church there, and the people asked Him to read part of the Bible. Jesus opened to a very old part of the Bible where God promised somebody would come to help all people. "God is with me," Jesus read. "He has sent me to tell good news." Jesus read that God promised somebody would come to help people that are poor, sad, or in prison. God promised somebody would come so that anybody who asked could have their sins taken away. "This part of the Bible is talking about me," Jesus said. "I am the one God sent to take away sin."

The people at the church were very surprised. "Is Jesus really God's son?" they asked. Some of the people became very happy. They believed what Jesus said. They were glad that

**PREPARATION TIP**—When you tell the story use as many interactive elements as you can. You are going to be outside talking to kids with short attention spans. Keep them involved so they will hear the story! Remember that involving the children will help them pay attention. Use hand motions and sound effects. Have your children repeat things back to you. Ask questions.

**DO NOT READ TO THE KIDS. TELL THEM THE STORY!** Even though you will be telling and not reading the story, have your Bible open to the story in your lap. This will help the children recognize that the story comes from the Bible and is not simply a fairy tale or something we have made up.

Helpers: While the story teller is teaching, sit with the children and be a good example by listening to the story. Watch for children who need special attention.

Jesus came to forgive sin. Other people were not happy. They were angry that Jesus said these things. They did not realize that Jesus was telling the truth.

For three years Jesus traveled around, helping people and telling them that God loves them. Jesus told people that God would forgive us for the wrong things we have done if we ask Him. Many people knew that Jesus was telling the truth. They believed in Jesus and asked God to forgive them. Some people did not believe Jesus. They did not understand that the Bible says God loves us and wants to forgive us.

Finally, these people became so angry that they decided to kill Jesus. They came and arrested Jesus in the night. They took Jesus to a judge. They took Jesus' clothes and spit on Him. They made fun of Him and beat Him up. They were mean to Jesus for the whole night. In the morning, they took Him outside the city to kill Him.

They laid Jesus down on a big wooden cross. They hammered nails into His wrists and feet. Then they stood the cross up and left Jesus hanging there to die. For six hours Jesus hung on that awful cross. He could have escaped anytime He wanted to. He could have left the cross and gone back to Heaven. He did not have to stay there to suffer and die.

Jesus stayed on the cross because He loves us so much that He wanted to take away our sin. The Bible says that all sins have to be punished. Our punishment for the wrong things that we have done would be to stay away from God forever. Instead, Jesus, who never did anything bad, was punished for what we do. Jesus got in trouble instead of us so that our sins could be forgiven.

After hanging on the cross for six hours, Jesus finally died. Some of His friends came and took down His body. They wrapped His body in clean cloth and put it inside a dark cave. Then they rolled a giant rock in front of the cave so that nobody could go in or out. For three days Jesus' dead body was in the cave.

Then, on the third day, something amazing happened! God brought Jesus back to life. Jesus stood up and walked and talked again. He was alive! Jesus went to speak to the people that believed in Him. He showed them that God had brought Him back to life. They could see that Jesus really is the Son of God. Jesus told them to tell everybody what they had seen. God wants all people to know what Jesus did for them. He wants everybody to hear that God will forgive their sins if they ask Him.

The whole Bible tells us the story of God's plan for us. It tells us that God made us, and that we sinned by breaking God's rules, and that all sins have to be punished. The best news of all, though, is that the Bible tells us that Jesus took that punishment for us. Now, if we let Jesus be in our lives, He takes away our sin and helps us be friends with God again.

If you would like to know more about what Jesus did for you, please tell us. We want you to know how to let Jesus be in your life.



## **Prayer Time**

Take this time after the story to pray with the children in your small group. Ask them for things they would like to pray about. Tell God how awesome He is. Ask Him to help you and the children in your small group to listen to God and obey Him. Pray that the children in your group will get to know God and feel the love He has for them.

## **Craft**

While still in your small groups, lead the children in making the craft for the day. The craft time is not only a way to reinforce the lesson, but it also allows time to get to know the children in your small group. During this time, ask them questions about their families, friends, and school. Invest in their lives.

### *Salvation Cross Necklace*

Supplies: For each child—one string or cord for necklace, and six beads, one each of red, black, white, green, yellow, plus any one other color.

For instructions on how to make today's craft, see the following pages. Step by step photo instructions of how to make the necklace and bilingual explanations of the colors' meanings are included. During this craft you will be explaining God's plan for salvation. It is very important that you approach it with sensitivity to children that may be ready to make decisions to accept God. Please spend time in practice and prayer so that you will be ready when the time comes to clearly explain what salvation means.

## **Memory Verse Activity**

Each day the small group time will include a Memory Verse Activity. The Memory Verse time is one of the most important activities of the day. We want these children to remember God's word and why it is important to them. A list of potential activities is included in the back of this packet. Use a different idea from that list each day to help the children learn the words of the verse and to explain why it applies to their lives. (Some require extra preparation, so be sure to review the list in advance.) The memory verse for this week is:

### *English*

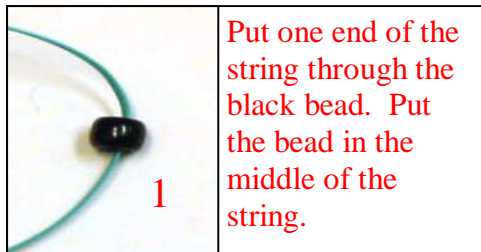
Your word is a lamp to my feet and a light to my path. Psalm 119:105 (NIV)

### *Spanish*


Tu palabra es una lámpara a mis pies; es una luz en mi sendero. Salmos 119:105 (NVI)

When all the small groups are beginning to wrap up their memory verse activities, begin to re-gather the groups on the tarp for large group .


# Salvation Cross Necklace




1 Put one end of the string through the black bead. Put the bead in the middle of the string.



2 Put both ends of the string through the red bead. Move the red bead to let it rest on top of the black.



3 Put the white bead over one end of the string and let it fall to the red bead.



4 Put the other end of the string through the green bead.



5 Pull both ends of the string through the yellow bead.



Line up the green and white beads next to each other on top of the red bead. Move the yellow bead down to just above them. Put the filler bead (usually clear, but can be any extra bead that you want to use) in between the green and white beads. ***The open ends of the filler bead need to be against the sides of the other two.*** (In other words, the filler bead has to be perpendicular to the green and white.) Push the yellow bead down so that it tightens the string through the green and white beads. The green and white beads should squeeze tight enough to keep the filler bead in place. If you have gel glue, a little bit will help keep the beads secure. Tie a knot just above the yellow bead. Make sure you tie it tightly enough to keep the yellow bead secure against the others or the filler bead might fall out. (Tying more than one knot can help keep the yellow bead from being able to slide up the string.) Tie the two ends of the string together, and your power cross necklace is complete.

# Day Three Craft

*Note-When explaining the meanings of the colors refer to the bead and the sin it represents as dark rather than black.*

**DARK-** This reminds us of sin. Sin is anything we do that is not what God wants us to do. The Bible says that everyone has sinned.

**OSCURO-** *Este representa el pecado. El pecado es cualquier cosa que hacemos que no complace a Dios. La Biblia nos dice que todos hemos pecado.*

**RED-** This reminds us of Jesus' blood. Jesus was God's Son and He died on the cross to pay the punishment for our sins.

**ROJO-** *Este representa la sangre de Jesús. Jesús es el Hijo de Dios y El murió en la cruz para pagar por las consecuencias de nuestros pecados.*

**WHITE-** This reminds us of our new lives. The Bible says that after we have accepted Jesus, we are brand new. He cleans out the sin that was in us. Jesus is in our lives! He will never leave!

**BLANCO-** *Este representa nueva vida. La Biblia dice que una vez que aceptamos a Jesús como nuestro Salvador, somos hechos nuevos. El limpia el pecado que estaba dentro de nosotros. !Esto es porque Jesús esta en nuestras vidas!*

**GREEN-** This reminds us that we are to grow as a Christian. In order to grow in our relationship with God, we need to pray, read the Bible, and hang out with other Christians by coming to Bible Study.

**VERDE-** *Este representa crecimiento como Cristianos. Para crecer necesitamos tener una relación con Dios. Esto es posible orando, leyendo la Biblia, y teniendo convivió con otros Cristianos por venir al Estudio Bíblico.*

**YELLOW-** This reminds us of Heaven! The Bible says that every person who has trusted Jesus to be his or her Savior will spend forever in Heaven with Him.

**AMARILLO-** *!Este representa el cielo! La Biblia nos dice que cada persona que ha puesto su fe en Jesús como Salvador estará por toda la eternidad en el cielo a lado de El.*

# Day Three Closing

## **Closing Time**

Each day you will end your Rainbow Express in a large group session. Have all the children return to the tarp where you started. Sometimes the movement from small groups to large group becomes distracting, especially to younger children. If you find your children becoming noisy as you return to your large group, consider singing a few songs to help everybody focus again.

The last thing you will do before games and snacks is to review the memory verse and the day's lesson. Have the large group leader give a brief re-telling of the day's story. As you tell the story, frequently pause to let the children answer questions and fill in the blanks about the lesson. When you finish reviewing the story, have everybody say the memory verse together one last time.

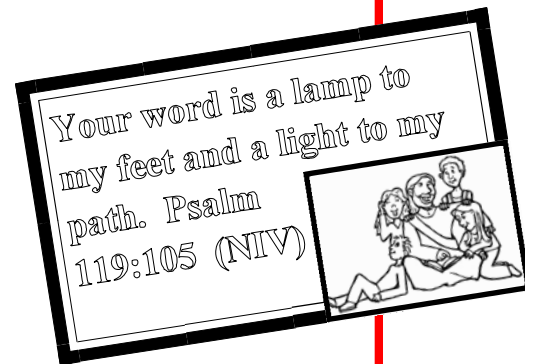
## **Game Time/Snacks/Wrap-Up**

When you are finished, pray together and be ready to play games until the end of the Rainbow Express program. After the game time, pass out snacks, clean up the area, and walk everyone home. Return to Mission Arlington to turn in your materials and attendance sheet.

# Day Four

# YOUR WORD

- **Large Group**
  - Songs
  - Puppets
  - Opening Time: Telephone
    - *Practice telling other people about the Bible*
  - Memory Verse: Next Word Relay
- **Small Group**
  - Story: Philip and the Ethiopian
    - *Theme: We can use the Bible to tell other people about Jesus*
  - Craft: Verse Banner
  - Memory Verse Review
- **Large Group**
  - Story review questions



# Day Four Opening

## Pre-Rainbow Express Gathering

You will begin each day by knocking on doors and then playing games to help attract children to your Rainbow Express.

## Song Time/Puppets

When it is time to begin your activities, have all the children sit down in a large group. It would be helpful to bring a tarp for them to sit on. When the children are together and seated on the tarp, begin your song time.

The Song Leader will come to the front of the group to lead songs. One or two others may also want to come to the front to help show motions. Be sure to have several songs ready to sing and that everyone in the group knows the songs.

**TIP**—The Large Group Leader should lead his opening monologue and serve as a sort of “master of ceremonies” to keep each activity flowing smoothly. He should not, however, tell the day’s Bible story. That will go much smoother in the small group time. Children listen more attentively in smaller groups.

During this time you will also have the puppets sing their song(s). Doing the puppet show in between songs can help keep the children’s attention. You are provided with one song for each day. If the children are responding well and enjoy the puppet music, it is okay to perform more than one of the songs and repeat the songs from day to day.

## The Opening

*Each day the Large Group Leader will welcome the children and provide an introduction to the day’s themes and activities. The more creative and engaging the Large Group leader acts, the more interested and involved the children will be during the large group.*

*The Large Group Leader will come to the front of the group and explain the day’s theme before the children divide into their small groups. What is provided here is a guide for the day’s opening. Do not simply read from this page. Read through the discussion guide repeatedly and be able to lead it from memory. Do not feel that the Large Group Leader has to memorize and recite this page. It is not necessarily intended to serve as a script. Rather, use it as a suggestion to help you know how lead the opening time.*

*For today’s opening time have all the children sit in a circle. You will be playing “Telephone” with the children to let them practice telling other people about Jesus. If you have a large number of children, you may want to divide into several smaller groups to help this activity to run more smoothly.*

Hello everybody. Thank you for coming to Rainbow Express today. I hope you have had as much fun this week as I have. We have learned a lot about the Bible. We have learned that it is God’s special gift to us. We learned the Bible is for all people. Yesterday we learned that the whole Bible tells us about Jesus.

Today is our very last day of Rainbow Express. Now we need to talk about what you

are going to do next. I know that you have learned lots of wonderful things about the Bible this week. I also know that you have lots of friends at school that weren't at Rainbow Express this week. Now you have a job to do. You can tell all your friends about what you did this week. You can tell them what you know about the Bible.

God tells us that He wants us to share the good news in the Bible with other people. He wants us to tell people how much He loves them. You can do that. You can tell people what you know about God. We're going to play a game today to practice. We're going to tell each other what we know about the Bible. Then you can tell your friends at school or that you play with about the Bible too.

*Play "Telephone" with the children. The first few times have members of your group start the phrase around the circle. Use simple phrases from the memory verse or the stories you have learned this week. Then have the children pick phrases to play with. Encourage them to think of things they could tell their friends about Jesus. Compliment each child on their choice.*

*End with a group prayer. Ask God to help the children to tell their friends about Him and His love.*

### **Memory Verse Activity**

When the Large Group Leader finishes his opening time, the Memory Verse Teacher will come to the front to lead the memory verse activity. The large group memory verse activity for day four is "Next Word Relay". Have your poster of the memory verse available. Read through the verse all together several times to practice. Divide the children into two or more teams. Then, split each team in half. Have the two halves face each other in a single file line, about ten feet apart. Have the first person on the team say the first word of the verse. That player then runs across and tags the first player in the line facing them. The first player then runs to the back of that line. The second player then says the next word in the verse, then runs across to tag the player on the opposite line. Keep going until each team has said the whole verse. You may want to bring a stopwatch to time the children and see which team can do it the fastest.

After the Memory Verse teacher finishes, divide the children into small groups to continue.

# Day Four Small Group

## Small Group Story Time

*The text provided here is to serve as a guide for you while you tell the story. Read it through several times and be able to tell it from memory. It is not important to be able to recite this story word-for-word. Your goal is to be able to relate the story to a level children will understand. Use the wording included here as suggestions to help you make these concepts understood by elementary age children. Feel free to adapt these words to fit well with your own style.*

## Today's Story: Philip and the Ethiopian

This week we are learning about the Bible. The Bible is a special book God gave us to tell us how much He loves us. The first day we learned that the Bible came from God. Tuesday, we learned that the Bible is for all people. Yesterday, we learned that the whole Bible tells us about what Jesus did for us.

Yesterday, we also learned that Jesus gave everybody who believes in Him a job to do. After Jesus came back to life, He went to visit many of His friends. He told them that God wants all people to know how much He loves them. Jesus told us to tell all people in the world about God's wonderful plan for us in the Bible.

Today we're going to learn about Philip, a man who told other people about Jesus, just like Jesus said. After Jesus gave instructions to His friends, He returned to Heaven to be with God. Jesus' friends went to many different places, teaching about Jesus everywhere they went. Philip was one of these men. He went to a place called Samaria to tell people there about God.

One day Philip was walking along the road outside Samaria. He could see another man on the road, riding in a chariot. A chariot is like a two-wheeled car that gets pulled around by horses. The man in the chariot was from Ethiopia, a country in Africa. He was a very important man who was in charge of all the queen's money. The Ethiopian had traveled from Africa to worship God at the church in Israel. Now he was on his way back home. He was reading from the Bible during His long trip back home.

Philip ran up to the chariot to speak to the Ethiopian. "I see that you are reading the Bible," Philip said. "Do you understand what you are reading?"

"No, I don't understand," the Ethiopian answered sadly. "I need somebody that can explain to me what this Bible is talking about."

"I can help you," Philip said happily.

The Ethiopian gladly helped Philip climb into the chariot with him. He showed Philip what he had been reading. The Ethiopian was reading a part of the Bible that talked about a special person God sent to take away people's sins.

"He was beaten down and made to suffer. But he didn't open his mouth. He was led away like a sheep to be killed. Lambs are silent while their wool is being cut off. In the same way, he didn't open his mouth. He was arrested and sentenced to death. Then he was taken away. He was cut off from this life. He was punished for the sins of my people." (Isaiah 53:7-8 NIRV)

**PREPARATION TIP**—When you tell the story use as many interactive elements as you can. You are going to be outside talking to kids with short attention spans. Keep them involved so they will hear the story! Remember that involving the children will help them pay attention. Use hand motions and sound effects. Have your children repeat things back to you. Ask questions.

**DO NOT READ TO THE KIDS. TELL THEM THE STORY!** Even though you will be telling and not reading the story, have your Bible open to the story in your lap. This will help the children recognize that the story comes from the Bible and is not simply a fairy tale or something we have made up.

Helpers: While the story teller is teaching, sit with the children and be a good example by listening to the story. Watch for children who need special attention.



After the Ethiopian read, he looked at Philip. "I don't understand this part. Who is the person these words are talking about?"

"These words are about Jesus," Philip explained. "Jesus is God's son. He never did anything bad, but He was killed on a cross. He got in trouble for the bad things we do."

Philip told the Ethiopian all about Jesus. He told how Jesus had helped people. He told how much Jesus loves us. He explained that anybody can ask Jesus to be a part of their life.

The Ethiopian became very excited. He wanted to have Jesus in his life! He wanted Jesus to forgive him, just like the Bible said He would. "Please tell me how to have Jesus in my life," the Ethiopian asked Philip.

After Philip explained how to pray and talk to God, the Ethiopian prayed and asked God to forgive him. He told God he was sorry for his sin. Then he asked Jesus to come be in his heart and give him a new life.

The Ethiopian went home to Africa, telling God thank you the whole time he went. He was very happy to have Jesus in his life now. God took Philip to another place to tell even more people about Jesus and what Jesus did for us.

Philip knew that Jesus gave us a special job. The Bible is full of wonderful stories of God's love. The good news in the Bible is for everybody, but many people don't know about it. There are many people who don't know about all God's love and promises in the Bible. Jesus gave us the job of telling people about the good news in the Bible.

There are lots of ways you can help people around you know about Jesus' love. You can tell them the Bible stories you have learned here at Rainbow Express. You can invite them to come to Bible Study with you. You can teach them the memory verse you have learned here this week. Your friends might like to see the crafts you have made. They need to hear about the bead necklace you made, and what all the different colors mean.

Aren't you glad that God loves us so much that He sent Jesus to help us? Aren't you glad He gave us His special book, the Bible, to help us learn about it? Now you can help do the important job Jesus gave you and tell other people the good news you have learned in the Bible.

## **Prayer Time**

Take this time after the story to pray with the children in your small group. Ask them for things they would like to pray about. Tell God how awesome He is. Ask Him to help you and the children in your small group to listen to God and obey Him. Pray that the children in your group will get to know God and feel the love He has for them.

## **Craft**

While still in your small groups, lead the children in making the craft for the day. The craft time is not only a way to reinforce the lesson, but it also allows time to get to know the children in your small group. During this time, ask them questions about their families, friends, and school. Invest in their lives.

### *Memory Verse Banner*

Supplies: Crayons and one verse banner page per child.

1. Pass out one page to each child.
2. Have the children color the banner. As they are coloring, have the children practice saying the verse. Go back over the story about Philip and the Ethiopian. Talk about ways that we can share what we know about the Bible with others.
3. Encourage their children to hang the banner up in their rooms to always help them remember the verse.

## **Memory Verse Activity**

Each day the small group time will include a Memory Verse Activity. The Memory Verse time is one of the most important activities of the day. We want these children to remember God's word and why it is important to them. A list of potential activities is included in the back of this packet. Use a different idea from that list each day to help the children learn the words of the verse and to explain why it applies to their lives. (Some require extra preparation, so be sure to review the list in advance.) The memory verse for this week is:

### *English*

Your word is a lamp to my feet and a light to my path. Psalm 119:105 (NIV)

### *Spanish*

Tu palabra es una lámpara a mis pies; es una luz en mi sendero. Salmos 119:105 (NVI)

When all the small groups are beginning to wrap up their memory verse activities, begin to re-gather the groups on the tarp for large group .

# Day Four Closing

## **Closing Time**

Each day you will end your Rainbow Express in a large group session. Have all the children return to the tarp where you started. Sometimes the movement from small groups to large group becomes distracting, especially to younger children. If you find your children becoming noisy as you return to your large group, consider singing a few songs to help everybody focus again.

The last thing you will do before games and snacks is to review the memory verse and the day's lesson. Have the large group leader give a brief re-telling of the day's story. As you tell the story, frequently pause to let the children answer questions and fill in the blanks about the lesson. When you finish reviewing the story, have everybody say the memory verse together one last time.

## **Game Time/Snacks/Wrap-Up**

When you are finished, pray together and be ready to play games until the end of the Rainbow Express program. After the game time, pass out snacks, clean up the area, and walk everyone home. Return to Mission Arlington to turn in your materials and attendance sheet.

Your word is a lamp to  
my feet and a light to my  
path. Psalm  
119:105 (NIV)



Tu palabra es una lámpara  
a mis pies; es una luz en mi  
sendero.

Salmos 119:105  
(NVI)




A note on today's craft—the next two pages show what the verse banner will look like in English and in Spanish. They have a slightly “squished” appearance because the real crafts you will be using at Mission Arlington will be printed on slightly wider paper.

Your word is a lamp to  
my feet and a light to  
my path.

Psalm

119:105

(NIV)



Tu palabra es una  
lámpara a mis pies; es  
una luz en mi

sendero.

Salmos

119:105 (NVI)

