



The Stories Of Jesus

Mission Arlington - Mission Metroplex Rainbow Express Curriculum July - August 2006

TABLE OF CONTENTS

A Description of <u>New Features This Year</u>	Page 3
Preparing the Team	Page 4
(How to train your team for Rainbow Express)	
(Description of individual team member's roles)	
What to do at Rainbow Express	Page 17
(Outline of what goes on at Rainbow Express)	
Tips for a Successful Rainbow Express	Page 18
(Techniques that we have found useful)	
Tentative Daily Schedules	Page 21
(How your day might look at Mission Arlington)	
Daily Curriculum Packets	
(Stories, crafts, and activities for Rainbow Express)	
Day One	Page 23
Day Two	Page 33
Day Three	Page 43
Day Four	Page 56
Song Packet	Page 67
(Songs for Rainbow Express)	
Games Packet	Page 73
(Some suggested games to play with your children)	
Puppet Packet	Page 77
(Lyrics for the puppet songs)	
Memory Verse Activities	Page 82
(Useful methods for teaching the memory verse and a reproducible poster in English and Spanish)	
Useful Items to Bring for Rainbow Express	Page 88
(A "packing list" of items that may come in handy while you're here)	
A Final Word	Page 89

Rainbow Express and Youth: New Features This Year

Ask any one that has spent very much time at Mission Arlington, and they will tell you to be ready to answer *the question*. Serve here long enough and you will be asked: “What is the most important word in John 3:16?” Most Christians know the verse since childhood. We can all rattle it off without thinking, which is precisely why we at Mission Arlington will ask you to stop and think about it. So, what is the most important word?

Obviously, there are lots of different ways that you could answer, and we get lots of different responses. *Loved, believes, eternal* . . . There is, of course, nothing wrong with any of these answers. Around here, however, we think the most important word is *whosoever*. We believe that God put Mission Arlington here to reach the whosoever in this city: the people that have somehow fallen through the cracks. We reach out through a variety of ways to people that have not been touched by the gospel in any other way.

This year, we are asking that God will use Rainbow Express to reach another group of whosoever: the teenagers in Arlington’s apartments. They are generally not in any church unless they belong to a Mission Arlington congregation that meets in their apartment community. They are often overlooked, and desperately in need of God’s love.

Any of you that have been here to lead Rainbow Express before have witnessed the periphery phenomenon. Junior high and high school students that are too old and too cool to participate in the singing, games, and crafts at Rainbow Express will hang out on the periphery, watching to see what you do. Some are there to check on a younger brother or sister, others are simply curious, and a few will seem downright antagonistic to what you are trying to do. If they told the truth, all of them would admit that they want badly to hear what you have to say.

We know that God wants these teenagers to know Him. With that knowledge, we are working hard under God’s leadership to expand the Rainbow Express curriculum design to help you relate to and share with the whosoever teenagers on the periphery of your Rainbow Express.

You will find these new features in the curriculum:

- A Youth Leader team member responsibility
- Notes from a Mission Arlington youth worker about things that have been effective with his youth
- Tips on preparing an age appropriate testimony for youth or children

We pray that you will take the time to become familiar with these new tools and use them well. Most importantly, join us in praying that God will use Mission Arlington, Rainbow Express, and *you* to reach every single whosoever in this city.

For God so loved the world that he gave his one and only Son, that whosoever believes in him shall not perish but have eternal life. John 3:16

Prepare the Team

Rainbow Express works best with teams of about 10-15 at each location. If your group is larger, consider dividing into two or more teams, and each team will lead a Rainbow Express at a different apartment community. Each team needs at least one adult. If you have one or more teams sharing a vehicle, let the Mission Arlington staff know so they can assign sites accordingly. A brief description of each team member's responsibilities is given below. **FOR RETURNING GROUPS— PLEASE NOTE THE ADDITION OF A NEW YOUTH LEADER POSITION IN YOUR RAINBOW EXPRESS TEAM.**

Team Responsibilities

Each team member will be given one or more of the following responsibilities:

- Team Leader
- Small Group Teachers/Helpers
- Song Leader
- Memory Verse Teacher
- Large Group Leader
- Puppet Team Coordinator
- Game Leader
- Attendance Taker
- Craft Coordinator
- Youth Leader

Team Leader

- ◆ Be the prayer leader for your group. Pray for your team, the people you will encounter in Arlington, and for the Mission Arlington workers that are preparing the way and will be doing follow up.
- ◆ Be in constant communication with Mission Arlington staff as you plan. Ask questions and offer suggestions. Make sure extra activities you are planning do not conflict with your responsibilities at Mission Arlington.
- ◆ Pick a member of each team for each of the team responsibilities. Give each member of the team a copy of the Rainbow Express material. **Remember that each team member will be a small group teacher or helper.** If you have a limited number of workers, one person can do more than one task.
- ◆ Give each member of your team a complete Rainbow Express curriculum packet so that they all can be familiar with every aspect of the program. Make sure they are prepared for their particular assignment.
- ◆ Oversee the preparation of all other team members. Be very familiar with the lessons and activities for each day. Ensure that any advance preparation needed for crafts, memory verse activities, or closing activities has been done.

PREPARATION TIP—There is a blank team roster on the next page. Make one copy for each of your teams and write in who will be fulfilling each responsibility. These sheets should be passed out to each adult sponsor in your group and to Mission Arlington coordinators while you are here. These rosters will make it much easier to keep track of who is assigned where. (You will not be able to fill in the Rainbow Express sites until you are at Mission Arlington.)

Rainbow Express Team Roster: Team _____

Contact Cell Phone Number:

AM Rainbow Express Site:
(to be filled in at Mission Arlington)

PM Rainbow Express Site:
(to be filled in at Mission Arlington)

Adult Sponsor(s):	
Team Leader:	
Large Group Leader:	
Song Leader:	
Memory Verse Teacher:	
Puppet Team Coordinator:	
Game Leader:	
Attendance Taker:	
Craft Coordinator:	
Youth Leader:	
Small Group Teachers/ Helpers:	

Remember that one person can have more than one responsibility.

Small Group Leaders

- ◆ You will be telling the stories to your small group. Pray that God will prepare the hearts of the kids you will be sharing with to hear His message.
- ◆ Before you come, read all of the stories. Take the time to read them from the Bible and from the packet. Know each story well. As you tell the story have your Bible open to the story. **Never read to the kids word for word from the packet!**
- ◆ Help your children or youth to understand that the story they are learning comes from the Bible. The story you are telling is included at the front of each day's packet in two formats: word for word from Scripture, and then as an age-appropriate retelling for children. Be very familiar with the scripture and then use the retelling as a guide to communicate the themes to the children you are working with.
- ◆ Be excited about the story you are teaching. Have fun as you share the love of Christ. The kids need to know that you believe what you are saying and really want them to understand. Make eye contact with the kids and give them 100% of your attention and energy.
- ◆ Take the time to get to know the children in your small group. They need to know you care about them.
- ◆ Watch the kids as you teach. If you are losing their attention, try to involve them more. Make sure the kids hear the message.
- ◆ Review the story at the end by asking questions.
- ◆ All the lessons this week are about Jesus. Always have your Bible with you while you are leading your small group. Help the children understand that the stories you are teaching this week are true stories from the Bible that help us know how to follow Jesus.

PREPARATION TIP—It is often best to work in pairs. Have two workers in each small group. While one is leading the activity (telling the story, explaining the craft, etc.) the other can help children to listen, assist with crafts, and aid in other ways.

Song Leader

- ◆ You will be leading songs with your Rainbow Express group. Pray that God will help the kids to learn the songs so they can carry the message of Christ's love with them.
- ◆ There is a list of suggested songs at the end of this packet. You are not limited to doing only the songs in the list. Feel free to do any other children's songs that your group knows.
- ◆ Have songs chosen ahead of time that you will sing each day. You can take requests, but have a list of songs ready.
- ◆ Sing "stand up" songs with lots of motions first, then sing "sit down" songs to prepare the children for the puppet show or Bible story.
- ◆ Be sure all of the team members know the songs you are going to sing. All team members should sing with enthusiasm.

Memory Verse Teacher

- ◆ Pray that they will learn the verse of the week, so they can carry a piece of the Bible with them always.
- ◆ The verse of the week is: **So then, just as you received Christ Jesus as Lord, continue to live in him. Colossians 2:6**
- ◆ The children will have two opportunities to hear the memory verse each day: once in the opening time in a large group and once after the story time in a small group. You will be responsible for leading the memory verse activity in the large group.
- ◆ Read through the suggested activities ahead of time. Some require additional planning and/or materials. Make sure you have what you need.
- ◆ Make sure everyone on your team knows the activities you plan to use. Help the other small group leaders decide which memory verse activities they will do each day.
- ◆ Do not simply lead the activities as they are described in the packet. Spend time explaining. Help the children understand what the memory verse means.

PREPARATION TIP—Bring a poster with the memory verse to teach the kids the words. This is an extremely useful visual aid. There is a one-page poster at the end of the packet. Make sure each small group has one copy. Make a larger, posterboard size for use with the large group.

Puppet Team Coordinator

- ◆ Puppets can attract people to Rainbow Express and are a tool to share the message of Jesus. Pray that God will use your puppet shows to reach people.
- ◆ You need 3-4 people from your team to use a puppet for each show. Assign each person a “voice” (i.e. know who is singing the lead and who is doing the background).
- ◆ You will receive a CD of puppet songs to lip sync along with when you arrive at Mission Arlington. Use a few minutes each evening to practice the next day’s songs.
- ◆ The words to these songs are in the back of the packet. These songs talk about the messages of the stories. You are not limited to these songs. You can bring additional puppet songs or short skits to use. If you are going to use additional songs or skits, please let the Mission Arlington Staff know.
- ◆ Bring a battery-powered boom box for each team. If this is not possible, Mission Arlington will provide boom boxes when you arrive.

PREPARATION TIP—Some computers do not play music from CDR type CDs. If your computer will not play the music, it should work in a standard, newer model CD player.

Attendance Taker

- ◆ Pray for the children that will attend your Rainbow Express and for the Bible Study leaders that will follow-up with the children.
- ◆ The multi-housing communities where you will hold Rainbow Express are places with ongoing Mission Arlington Bible Studies, After School Programs, and other activities. The information you gather will be a valuable resource for the Mission Arlington teams doing follow-up after you are gone.
- ◆ THIS IS AN EXTREMELY IMPORTANT JOB! We need to know about every child that comes and where they live so that we can get them involved in weekly Bible study. Also, if a child accepts Christ as their Savior or needs special attention, you will mark this on the attendance sheet so that the appropriate follow up takes place.
- ◆ As children arrive on the first day of Rainbow Express, ask for their name (first and last), age, apartment number, and building number (if applicable). *Please do not allow children to write on the attendance sheet.* Please neatly write down the information they give you.
- ◆ Be sure you have the attendance sheets before you depart for the site each day. Make sure you turn in these sheets after Rainbow Express each day.

PREPARATION TIP—There is an example of a Mission Arlington attendance sheet on the next page. These sheets will be provided by Mission Arlington when you are here.

Apartment Church: Cooper Valley Apartments

Week of: March 14th-17th

First Name	Last Name	Age	Bldg	Apt	Mon	Tue	Wed	Thu	Saved	Comments
Andrea	Perez	9		227	X	X	X	X		
Judith	Perez	5		227	X	X	X	X		
Adriana	Hernandez	12		274	X					
Claudia	Hernandez	11		274	X					
Christian	Becerra	10		176	X					
Max	Hernandez	7		156	X	X	X	X		
Sugei	Loera	8		170	X		X			
Sarai	Flores	6		170	X		X			
Juan	Martinez	11		150	X	X	X	X		wants Bible
Karen	Orta	10		198	X	X	X	X		
Luis	Orta	5		198	X	X	X	X		
Cynthia	Hernandez	14		226	X	X	X	X		
Melissa	Hernandez	5		226	X	X	X	X		
Roberto	Hernandez	2		226	X	X	X	X		
Brenda	Cervantes	10		121	X	X	X	X		
Jesus	Morano	8		201	X	X	X	X		
Diana	?	5		185	X	X	X	X		
Clara	Martinez	11		243	X	X	X	X		
Laura	Becerra	9		176	X	X	X	X		
Saira	Hernandez	7		274	X	X	X	X		
Noami	Hernandez	4		274	X	X	X	X		
Lorena	Becerra	8		176	X	X	X	X		
Jose	Esparca	9		214	X	X	X	X		
Sergio	Sanchez	9		115	X	X	X	X		

Craft Coordinator

- ◆ Pray that the craft will help the child understand more about the lesson and Christ.
- ◆ We want the people that come to Rainbow Express to understand how the story applies to them. Pray that God will use the craft to help the people understand the message of His love for them.
- ◆ While at Mission Arlington, each day it will be your responsibility to make sure your team has all of the appropriate supplies in the box we provide.
- ◆ There is a craft section in each day's lesson. Know how to do each of the crafts. Remember everyone on your team will be leading a small group, so everyone should be familiar with the craft.
- ◆ Make an example of each craft to show the kids what they will be doing.

Large Group Leader

- ◆ Pray for the children you will be teaching. Pray that this week will change their lives.
- ◆ It is your responsibility to help the program flow from one activity into the next activity while in a large group.
- ◆ At the beginning of each day, lead a brief introduction to help transition into the small group times. During the opening time, ask the kids questions about what they learned the day before. See if any of them know the memory verse.
- ◆ Keep the kids involved and interested in everything you do.
- ◆ Always have your Bible with you while you are leading the large group. Help the children understand how much you love your Bible.

Games Leader

- ◆ Be prepared to play some games before Rainbow Express begins as a way to gather and meet children. Play again afterwards to allow more interaction time with those that have come.
- ◆ Kids are more likely to listen to and interact with people who they know care about them. Playing games is one way to build relationships with the kids. Pray that God will use the game time to build relationships between your team members and the children.
- ◆ Find ways to incorporate the concepts of the memory verse and lessons for each day into games you are playing.
- ◆ There is a list of games at the end of this packet. You are not limited to the games on the list. Decide which games you are going to play each day. Involve everyone. Have some games prepared to play with older children and other games prepared to play with younger children.
- ◆ The apartment managers in the places you will be serving have asked Mission Arlington not to use regular balls or Frisbees or anything else that could potentially break windows in the apartment communities. If you want to use these items, bring soft, Nerf® type balls and toys that cannot cause any damage.

Youth Leader

This is a new position created to help your group share the gospel with the teenagers that will often gather around the periphery of your Rainbow Express. Choose two people (if possible one male and one female) to be ready to work with any youth.

- PRAY! Youth have always been a part of Rainbow Express, because groups like yours have always worked at making friends with the older students that hang out around your activities. However, we have really felt led this year to make a concentrated effort to expand the scope of Rainbow Express to include youth. Ask God to use the Rainbow Express that you lead exactly as He would desire.
- Be sensitive to the youth. Some may enjoy participating in parts of the regular Rainbow Express program, especially if they have younger siblings that are attending or if they are involved in helping in some way. Others will feel more comfortable staying completely separated from the children for the entire time.
- Be flexible. Every apartment community is different and every teenager is different. You might have no teenagers, you may have one, and there might be a dozen. Be prayerfully ready for whatever happens.
- Be sure to report any youth that attend on the Rainbow Express attendance sheet so that the Mission Arlington missionaries can effectively follow up.

There is no sure-fire method for working with youth, but here is one possible suggested schedule for a youth Rainbow Express:

While the children are:	The youth are:
in opening large group: singing, puppets, memory verse, etc.	youth leaders are meeting any teenagers, going with them to invite their friends, etc.
in small groups: story, crafts	helping to pass out craft supplies to children's small groups, then gathering in their own location. Lead a Bible Study based on the children's Bible Story for the day. Help the youth learn the memory verse.
in games time	having their own youth recreation time. See <i>Tips From A Mission Arlington Missionary</i> for ideas.

The Plan:

What to do at Rainbow Express

- ◆ Begin by gathering the children. The game leader and attendance taker will wait for the children at the site. All other team members need to **knock on doors**.
- ◆ As the children arrive, begin playing games. **Write down each child's name and apartment number** on the attendance sheet.
- ◆ After finishing the games, begin singing **songs**. You may want to sing a couple of songs, then do a puppet song, then sing another song, then a puppet song. This will give the puppet team a chance to rest their arms in between songs.
- ◆ A couple students share their **testimony**.
- ◆ Ask for prayer requests and pray.
- ◆ The Memory Verse leader will lead the children in learning the memory verse during the first **memory verse activity**.
- ◆ Divide up into **small groups**, as small as you can depending on the number of children and people in your group. During this time you will tell them the **story**, make your **craft**, and do another **memory verse activity**.
- ◆ Each small group will lead a closing activity for their small group.
- ◆ Reassemble for a large group **closing time**. The Large Group Leader will lead a short review time to help wrap up the day's activities.
- ◆ Play **games** until it is time for Rainbow Express to end.
- ◆ Pass out **snacks** to each child and **walk them home**.
- ◆ **Pick up trash** and make sure your Rainbow Express site is clean before you leave.

Tips for a Successful Rainbow Express

- ◆ PRAY! This is what will make or break your week. Everything you do must be bathed in prayer.
- ◆ When you first get out to the apartment community, everyone needs to go door to door and round up the children. Some children will come early, so one or two people need to be ready to stay at the site to play games with the children (rather than knock on doors).
- ◆ Parents and older youth will probably stand around the perimeter. Get to know them, talk with them, and invite them to the Bible study at that particular apartment complex. You will receive the information about these Bible Studies when you are here.
- ◆ The opening and closing Large Group Times can be a difficult time to keep the children's attention. The more energy, preparation, and creativity you put in, the more interested and involved the children will become.
- ◆ Be sure you are always with the children. You can make a difference in their lives this week. They want and need your undivided attention.
- ◆ Love all the children. Try to get to know each of them.
- ◆ Remember that you have important jobs to be done. Don't forget your responsibilities.
- ◆ If you are not leading the singing or telling the story, sit among the children.
- ◆ Have fun! If you are having fun, the children will have fun. Likewise, if your attitude isn't the best, they will imitate your attitude.
- ◆ Everyone needs to make sure that every child and his/her apartment number are on the attendance list.
- ◆ Everyone work together and help each other.
- ◆ PRAY! Remember to **pray without ceasing** the whole week.

Tips About Youth From A Mission Arlington Missionary

As you are out on property gathering the younger children for Rainbow Express, inevitably you will see older youth who could care less about hanging around with the little kids. Some of these youth will, however, hang out around the periphery of your Rainbow Express acting, of course, like they're not interested. But don't be fooled. If they're hanging out, they are interested. Maybe it's not easy to walk up to a young person whose hair may be pink, with earrings and tattoos in places they don't belong, and strike up a conversation. Or maybe they're gang wanna-bes, wearing the right gang colors, but in reality, they're just kids inside.

I pray that these tips, which have been effective in reaching youth in the apartment communities where I minister, will give you some guidance on ways to engage these youth in non-threatening ways.

- Introduce yourself: Don't wait for the youth to walk up to you—it won't happen. You (2 or 3 of you) should walk up to them, stick out your hand to shake theirs & introduce yourself. If you're meeting guys, invite them to throw the football, play soccer, or even wall-ball (at an appropriate place). Try to do this event somewhat removed from the younger kids because they may get distracted. If you're meeting girls who aren't interested in football, soccer, or wall-ball, just be prepared to sit with them and get to know them.
- Engage them: Maybe they can help you unload, carry boxes, pick up trash, help translate (lots of Spanish speaking kids will be attending Rainbow Express), play with the younger kids after Rainbow Express is over, etc. During this time, you will continue to get to know them.
- Develop a Relationship: Remember that in Jesus' ministry, he met physical & emotional needs a lot of time before he addressed a person's spiritual needs. Don't be judgmental even if their looks, language, or conversation startles you. Hopefully you will have four days with them, so get to know them and when the Spirit leads you, begin the conversation about a relationship with Christ. Don't make assumptions about whether or not they are believers. You'll come across both.
- Make Them Feel Special: You want them to know that you have planned this time for them. Come prepared with football, soccer ball, basketball, etc. Maybe bring an additional snack for them. (You will be provided with freezer pops for younger kids.) Sit around with the youth & munch on chips or cookies while you get to know them. Bring a few Bibles (pick an easy to read translation like NIV) so as one reads they can all follow along. Keep the actual lesson time short—most of the time should be spent getting to know them & discussing the lesson.

NOTE—Keith & Julie, who wrote these tips, lead a team that has church in more than a dozen apartment communities in East Arlington and Grand Prairie. The teenagers from their apartment churches help to teach Bible Studies, train other teenagers, and lead Rainbow Express mission trips in several languages.

Tips on Preparing Your Testimony

- **Be Brief**—Remember the age of the children you are working with. They have short attention spans. You want them to understand and remember your point. The longer you talk, the less they may walk away with. Your goal should be not more than five minutes each for two testimonies, six to seven minutes for one, tops.
- **Be Simple**—Your children will not understand the phrase “I used to really struggle with trying to keep the reprobate, carnal impulses of my fleshly nature under control until I accepted the sanctifying work of the Lamb on the cross”. They will understand “When I pray and ask Jesus for help, He helps me do what God wants me to do”. Avoid the temptation to speak *churchese* while you share. Talk like you really talk.
- **Be Animated**—Let your love for Jesus show in your words, face, gestures, and tone of voice. If you share your testimony like you would share a school report on 18th century garbanzo bean farming techniques, the children will not care. If you are excited about what Christ has done in your life, the children will be too.
- **Be Excited**—Sometimes there is a temptation to think that your personal testimony may not be as interesting as somebody else’s. Remember that we never need to compare our relationship with Christ to another. It took just as much of Jesus’ sacrifice to save us as it did any other human being on the planet. Be excited and grateful for what God did in your life, whether it happened as an adult in prison or a five-year-old in Sunday School.
- **Be Prayerful**—Like everything else you do this week, sharing your testimony must be bathed in prayer. Ask God to give you the right words and demeanor. Ask Him to prepare the hearts of the people that will be hearing.
- **Give God the Glory**—This may sound obvious: but remember to make your testimony about God. Your testimony is not about the bad things you used to do. It’s not about the good things you do now. It is about the change that Jesus wrought in your life. It is about His sacrifice and His forgiveness. Make sure people walk away from your testimony impressed by Jesus, not by you.

Tentative Sunday Schedule

- 9:00 AM Meet at Mission Arlington with all groups for welcome, prayer, and orientation
- 10:00 AM Students depart with Mission Arlington missionaries to participate in Mission Arlington's apartment churches. Leader of each group joins Tillie Burgin, Executive Director of Mission Arlington, for a tour of Mission Arlington's Ministry
- 12:30 PM Return from apartment churches, take lunch break
- 1:30 PM Pass out flyers in apartment communities where Rainbow Express will be taking place this week.
- 3:30 PM Return to Mission Arlington
- 4:00 PM Join Mission Arlington missionaries for weekly prayer, worship, and preparation time
- 5:00 PM (Very) short meeting for all group leaders with Matt Hart, Rainbow Express Coordinator
- 5:15 PM Leave Mission Arlington, pray and make any last minute preparations for beginning Rainbow Express tomorrow

Tentative Daily Schedule Monday–Thursday

Please be flexible with your schedule. We may make changes to this schedule to better work with our kids.

- | | |
|-------|---|
| 8:30 | Meet for morning training time |
| 9:30 | Training time dismisses |
| 9:45 | Work projects groups begin assignment
-or-
Morning Rainbow Express groups leave for their site |
| 10:30 | Morning Rainbow Express begins |
| NOON | Morning projects and Rainbow Express end. Clean up, walk children home, etc., then return to Mission Arlington for lunch break. <i>Each student needs to have his/her own sack lunch. You will NOT have time to cook.</i> |
| 1:30 | Meet to worship and prepare for Rainbow Express |
| 2:30 | Depart for Rainbow Express |
| 3:00 | Rainbow Express begins |
| 4:30 | Rainbow Express ends. Clean up. Begin projects at Rainbow Express location or Mission Arlington. |

All weeks: At 6:00 PM, Regular projects end. Option nights to stay and participate in extended activities.

Day One

The Stories of Jesus

- Large Group
 - Songs
 - Puppets
 - Testimony
 - Memory Verse: Fast and Slow
- Small Group
 - Story: The Servant Who Would Not Forgive
 - Matthew 18:23-34
 - Craft
 - Memory Verse Review
- Large Group
 - Story review questions

Day One Scripture

Matthew 18:23-34 (NirV)

The kingdom of heaven is like a king who wanted to collect all the money his servants owed him. As the king began to do it, a man who owed him millions of dollars was brought to him. The man was not able to pay. So his master gave an order. The man, his wife, his children, and all he owned had to be sold to pay back what he owed.

"The servant fell on his knees in front of him. 'Give me time,' he begged. 'I'll pay everything back.'

"His master felt sorry for him. He forgave him what he owed and let him go.

"But then that servant went out and found one of the other servants who owed him a few dollars. He grabbed him and began to choke him. 'Pay back what you owe me!' he said.

"The other servant fell on his knees. 'Give me time,' he begged him. 'I'll pay you back.'

"But the first servant refused. Instead, he went and had the man thrown into prison. The man would be held there until he could pay back what he owed. The other servants saw what had happened. It troubled them greatly. They went and told their master everything that had happened.

"Then the master called the first servant in. 'You evil servant,' he said. 'I forgave all that you owed me because you begged me to. Shouldn't you have had mercy on the other servant just as I had mercy on you?' In anger his master turned him over to the jailers. He would be punished until he paid back everything he owed.

Day One

Pre-Rainbow Express Gathering

You will begin each day by knocking on doors and then playing games to help attract children to your Rainbow Express.

Song Time/Puppets

When it is time to begin your activities, have all the children sit down in a large group. It would be helpful to bring a tarp for them to sit on. When the children are together and seated on the tarp, begin your song time.

TIP—The Large Group Leader should serve as a sort of “master of ceremonies” to keep each activity flowing smoothly. He should not, however, tell the day’s Bible story. That will go much smoother in the small group time. Children listen more attentively in smaller groups.

The Song Leader will come to the front of the group to lead songs. One or two others may also want to come to the front to help show motions. Be sure to have several songs ready to sing and that everyone in the group knows the songs.

During this time you will also have the puppets sing their song(s). Doing the puppet show in between songs can help keep the children’s attention. You are provided with one song for each day. If the children are responding well and enjoying the puppet music, it is okay to perform more than one of the songs and repeat the songs from day to day.

Testimony

The theme for this whole week of Rainbow Express is *The Stories of Jesus*. Each day you will be sharing stories, songs, crafts, and other activities that help the children understand what it means to apply Jesus’ teachings to their own lives. Obviously, this is an incredibly personal decision. It is important that the children and youth that attend your Rainbow Express understand that a personal relationship with Christ is a very important reality for the members of your group. Every day during the opening time one or two members of your group can share a short version of their testimony in front of the large group. The goal is to let the children see how following God’s Way has made a practical and meaningful difference in your life. *(For help on sharing in a way that will be age-appropriate and meaningful with children, each person who plans to give their testimony read the sheet Tips on Preparing Your Testimony on page 20 of this packet.)*

Memory Verse Activity

When the Large Group Leader finishes his opening time, the Memory Verse Teacher will come to the front to lead the memory verse activity. The large group memory verse activity for day one is “Fast and Slow”. Have your poster of the memory verse available. Read through the verse all together several times to

Day One

practice. Practice saying the memory verse faster and faster. Try saying it slower and slower. Say it in “slow motion”, using exaggerated hand motions and deep slow motion voices.

Introduction of Today’s Story

When the memory verse teacher is finished, the Large Group Leader will return to the front to provide a brief introduction to the day’s theme and story. Each day you will re-introduce the concept that Jesus taught by telling stories for those children who may be attending for the first time. A good general introduction is provided in italics below. Then you will talk specifically about the question that each day’s story was intended to answer. Each day a couple of paragraphs are also included to serve as a guide for leading this conversation. As with every element of the curriculum, this is simply here as a reference point. Please adapt to your own words rather than reading to the children from this page.

General Intro

This week we are going to be learning about stories. Everybody likes to hear a good story, right? Some people tell stories that are funny. Other people tell stories that are exciting, or sad, or scary.

Lots of different people tell stories. Teachers tell us stories at school they have learned from books. Parents or grandparents tell us stories about when they were growing up. Our friends tell us stories about what they did over the summer.

This week we are going to learn about stories that Jesus told. Jesus is the son of God. He came and lived here on Earth so He could help all people know how much God loves them and how they can be with God.

Jesus taught us that God made us and that He loves us. He taught us that God wants to be friends with us. Jesus spent a lot of time teaching people about God.

We can be followers of Jesus if we ask Him to forgive the bad things that we have done and come into our lives. Then, Jesus becomes a part of our lives. He helps us to follow what God wants us to do. Jesus wants us to know how we can live like God wants us to live.

Sometimes people would ask Jesus questions about God, or what God wants us to do. Usually, Jesus would tell them a story to help them understand God. This week we are going to be learning some of the stories that Jesus told. These stories help us learn how to be good followers of Jesus.

Day One Intro

One of the best things that Jesus taught us is that God wants to forgive us. God loves us very much, even though He knows all the bad things that we do. God

Day One

wants to take those bad things away and give us a new start. That is called forgiving. Everybody who asks Jesus into their lives becomes forgiven by God.

Jesus taught us that God wants us to forgive other people, just like He forgives us. That means that when somebody does something bad to us, we decide to not stay angry. If we forgive, that means we treat that person just as kindly as we would if the bad thing had never happened.

One day one of Jesus' friends asked Him about forgiving. Sometimes it can be hard to forgive a person, especially if they keep doing wrong things to us over and over again. The man wanted to know how many times he had to forgive somebody. Let's split up into our small groups, and we'll learn the story that Jesus told to answer his question.

Small Group Story Time

The text provided here is to serve as a guide for you while you tell the story. Read it through several times and be able to tell it from memory. It is not important to be able to recite this story word-for-word. Your goal is to be able to relate the story to a level children will understand. Use the wording included here as suggestions to help you make these concepts understood by elementary age children. Feel free to adapt these words to fit well with your own style.

Today's Story: The Servant Who Would Not Forgive

Once there was a king who had many servants. He was a kind and good king who took good care of his servants. Many of the servants would come to the king when they needed help with something. The king would loan the servants money so that they could buy what they needed. Later the servants would pay back the money they had borrowed. The king always wrote himself a note when a servant borrowed money, so that he would know how much the servant was supposed to pay him back.

One day, the king decided to look through his old notes to see who still owed him money. As the king was reading his notes, he found the name of one servant who owed him a great deal of money. In fact, the king had loaned the servant millions of dollars over the years, and the servant had never paid any of it back.

The king ordered his guards to bring the servant to see him. The king told the man that it was time to pay back what he owed. He asked the servant to give him back the millions of dollars he had borrowed.

The servant could not pay the king back. He had wasted all the king's money. He could not even pay back a little bit. The king was not very happy that the servant had borrowed so much money and could not pay any of it back.

"Sell everything this man owns," the king ordered. "Sell his house and his clothes. Sell his all his dishes and his furniture. Give all the money to me to pay back this servant's debt. That will not be enough money to pay back everything the man owes, so make the man's family work as slaves. Give all the money they

Day One

earn to me. That will *still* not be enough to pay me back, so throw this man in jail. Make him work in my prisons. Do not let him out until he has paid back every penny that he owes me.”

The servant became very upset. He was sad and afraid about what the king said. The servant did not want to lose all his things. He did not want to have to send his family to work as slaves. He did not want to go to prison. The servant fell down on his knees and started to cry in front of the king.

“Please don’t sell all my things and send me to prison. I am begging you for another chance,” the servant cried. “Just give me more time and I will pay back every penny that I owe you.”

The king felt sorry for the servant. He reached down and helped the servant to his feet. “I am forgiving your debt,” the king said. “You do not have to pay me back what you owe me.” The king let the servant go.

The servant was very happy that he did not have to pay back what he owed the king. He hurried outside and away from the palace. Outside, the servant was running so fast that he bumped into one of his friends. The servant remembered that his friend owed him a little bit of money.

“You owe me a few dollars. It is time to pay me back,” the servant ordered his friend.

“I don’t have the money with me,” the friend said. “But I can pay you back later.”

The servant grabbed his friend around the neck and began to yell at him. “Pay me back what you owe me,” he shouted over and over.

The friend fell down on his knees and begged. “Please, give me time. Just be patient and I will pay you back.”

The servant called out to a nearby police officer. He had the officer arrest the friend who would not pay back his money. The servant threw his friend into prison until he could pay back all of the money.

Some of the king’s other servants saw what happened. They were very upset at the way the servant acted. They hurried to tell the king. The king was furious. He ordered his guards to bring the servant back to him.

“You are a wicked servant,” the king told him. “I forgave the huge debt that you owed me. Should you have been kind enough to forgive the small debt your friend owed you?” The king ordered the servant’s friend to be released from prison. He ordered the servant to go to jail. “Don’t release that servant until he has paid me back every single cent that he owes me,” the king ordered the jailers.

The king forgave the servant’s friend for the small amount of money that he owed, and the friend lived happily ever after.

Jesus teaches us that forgiving is very important to God. God loves us so much that He wants to forgive us for all the bad things that we think, say, or do. That is why Jesus came. Even though He was God’s son, He died on the cross to take the punishment that we deserve. Jesus loves us so much that He gave up His own life so that we can be forgiven. Then on the third day He came back to life. He invites all of us to follow Him. He can help us to know how much His Father

Day One

God loves us and how to love God back. He can help us to have love for other people too, so that we can forgive them. Jesus will help us to live like God wants us to live.

Each day you will close the story time with an invitation to accept Jesus. Say something like this: God wants everybody to follow Him. The problem is that sometimes we do bad things that the Bible calls sin. A sin is any thing that we do that God does not want us to do. God still loves us, even though we sin. That's why Jesus came. Jesus was killed on the cross to be punished for our sins. Then on the third day He came back to life. Now, for anybody that asks, Jesus will take away our sins and become a part of our lives. He will help us to follow Him. The Bible says that if we believe Jesus in our hearts and follow Him, He will save us from our sin and help us to follow God. Then one day we will be with Him in heaven. Anybody that wants to choose to follow Jesus can do that today. We would love to help you know how.

Prayer Time

Take this time after the story to pray with the children in your small group. Ask them for things they would like to pray about. Tell God how awesome He is. Ask Him to help you and the children in your small group to listen to God and obey Him. Pray that the children in your group will get to know God and feel the love He has for them.

Craft

While still in your small groups, lead the children in making the craft for the day. The craft time is not only a way to reinforce the lesson, but it also allows time to get to know the children in your small group. During this time, ask them questions about their families, friends, and school. Invest in their lives.

The Servant Who Would Not Forgive

Supplies: Crayons, 1 two-sided coloring sheet per child

- Pass out a craft page to each of the children and have them the side with the appropriate language. Have the children repeat the day's story to you as they color.
- Fold the page in half along the dotted line.
- Tell the children that Jesus taught many people about God's love by telling stories. They can use their sheet to tell the story they learned today to others. Have them practice telling the story of the unforgiving servant while they show the picture of the king and the servant with the debt. Then flip the picture around and talk about how Jesus died on the cross to forgive us while showing the picture of Jesus.

Day One

Memory Verse Activity

Each day the small group time will include a Memory Verse Activity. The Memory Verse time is one of the most important activities of the day. We want these children to remember God's word and why it is important to them. A list of potential activities is included in the back of this packet. Use a different idea from that list each day to help the children learn the words of the verse and to explain why it applies to their lives. (Some require extra preparation, so be sure to review the list in advance.) The memory verse for this week is:

English

So then, just as you received Christ Jesus as Lord, continue to live in him.
Colossians 2:6 (NIV)

Spanish

Ustedes han aceptado a Jesucristo como su dueño y Señor. Por eso deben vivir como a él le agrada. Colosenses 2:6 (BLS)




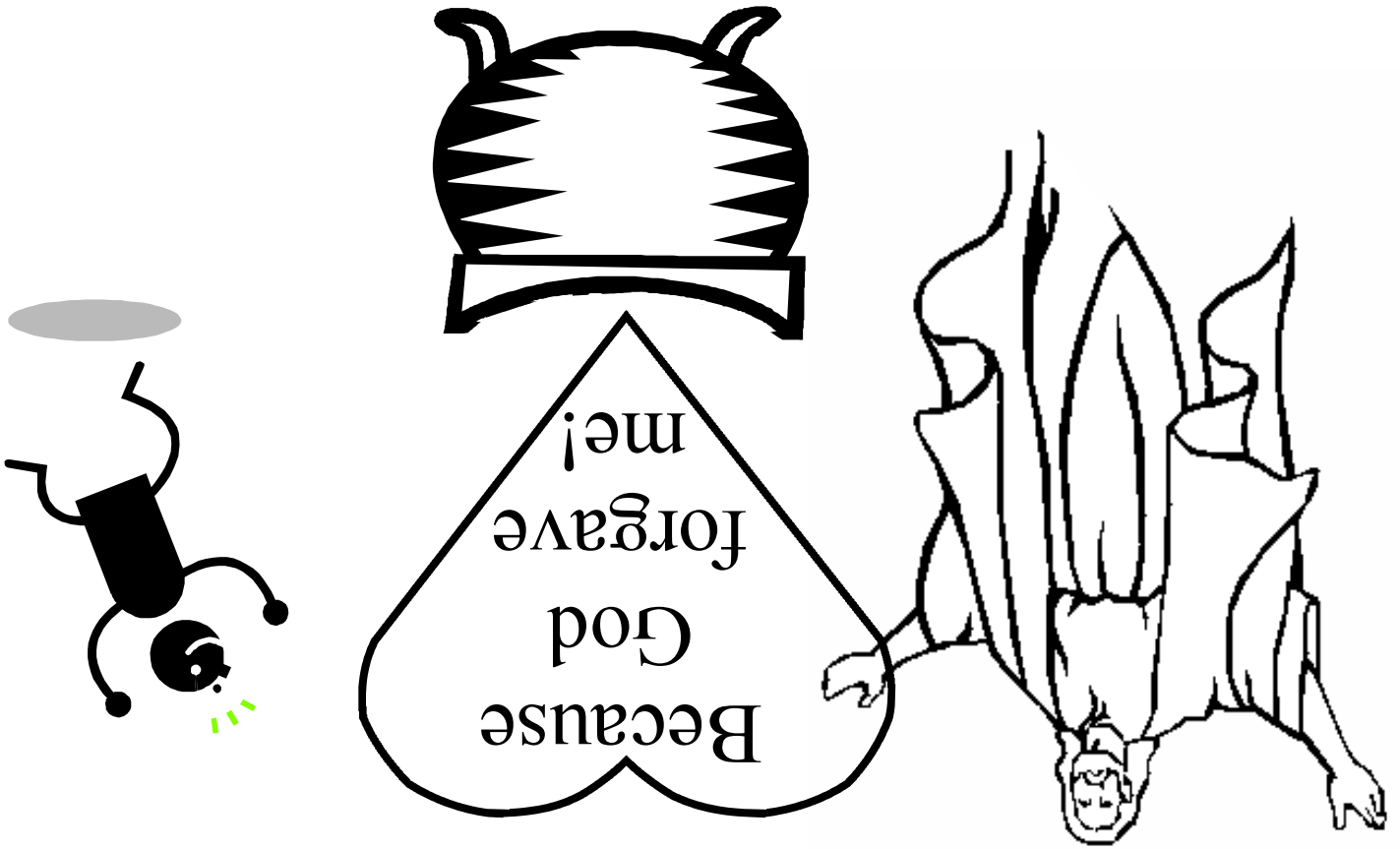
Wrap Up

Each day you will end your Rainbow Express in a large group session. Have all the children return to the tarp where you started. Sometimes the movement from small groups to large group becomes distracting, especially to younger children. If you find your children becoming noisy as you return to your large group, consider singing a few songs to help everybody focus again.


The last thing you will do before games and snacks is to review the memory verse and the day's lesson. Have the large group leader give a brief re-telling of the day's story. As you tell the story, frequently pause to let the children answer questions and fill in the blanks about the lesson. When you finish reviewing the story, have everybody say the memory verse together one last time.






Game Time/Snacks

When you are finished, pray together and be ready to play games until the end of the Rainbow Express program. After the game time, pass out snacks, clean up the area, and walk everyone home. Return to Mission Arlington to turn in your materials and attendance sheet.




I can forgive others...





Yo puedo perdonar
a otros . . .



Day Two

The Stories of Jesus

- Large Group
 - Songs
 - Puppets
 - Testimony
 - Memory Verse: Loud and Soft
- Small Group
 - Story: Friends at a Wedding
 - Matthew 25:1-13
 - Craft
 - Memory Verse Review
- Large Group
 - Story review questions

Day Two Scripture

Matthew 25:1-13 (NirV)

Here is what the kingdom of heaven will be like at that time. Ten bridesmaids took their lamps and went out to meet the groom. Five of them were foolish. Five were wise. The foolish ones took their lamps but didn't take any olive oil with them. The wise ones took oil in jars along with their lamps. The groom did not come for a long time. So the bridesmaids all grew tired and fell asleep.

"At midnight someone cried out, 'Here's the groom! Come out to meet him!'

"Then all the bridesmaids woke up and got their lamps ready. The foolish ones said to the wise ones, 'Give us some of your oil. Our lamps are going out.'

'No,' they replied. 'There may not be enough for all of us. Instead, go to those who sell oil. Buy some for yourselves.'

"So they went to buy the oil. But while they were on their way, the groom arrived. The bridesmaids who were ready went in with him to the wedding dinner. Then the door was shut.

"Later, the other bridesmaids also came. 'Sir! Sir!' they said. 'Open the door for us!'

"But he replied, 'What I'm about to tell you is true. I don't know you.'

"So keep watch. You do not know the day or the hour that the groom will come.

Day Two

Pre-Rainbow Express Gathering

You will begin each day by knocking on doors and then playing games to help attract children to your Rainbow Express.

Song Time/Puppets

When it is time to begin your activities, have all the children sit down in a large group. It would be helpful to bring a tarp for them to sit on. When the children are together and seated on the tarp, begin your song time.

TIP—The Large Group Leader should serve as a sort of “master of ceremonies” to keep each activity flowing smoothly. He should not, however, tell the day’s Bible story. That will go much smoother in the small group time. Children listen more attentively in smaller groups.

The Song Leader will come to the front of the group to lead songs. One or two others may also want to come to the front to help show motions. Be sure to have several songs ready to sing and that everyone in the group knows the songs.

During this time you will also have the puppets sing their song(s). Doing the puppet show in between songs can help keep the children’s attention. You are provided with one song for each day. If the children are responding well and enjoying the puppet music, it is okay to perform more than one of the songs and repeat the songs from day to day.

Testimony

The theme for this whole week of Rainbow Express is *The Stories of Jesus*. Each day you will be sharing stories, songs, crafts, and other activities that help the children understand what it means to apply Jesus’ teachings to their own lives. Obviously, this is an incredibly personal decision. It is important that the children and youth that attend your Rainbow Express understand that a personal relationship with Christ is a very important reality for the members of your group. Every day during the opening time one or two members of your group can share a short version of their testimony in front of the large group. The goal is to let the children see how following God’s Way has made a practical and meaningful difference in your life. *(For help on sharing in a way that will be age-appropriate and meaningful with children, each person who plans to give their testimony read the sheet Tips on Preparing Your Testimony on page 20 of this packet.)*

Memory Verse Activity

When the Large Group Leader finishes his opening time, the Memory Verse Teacher will come to the front to lead the memory verse activity. The large group memory verse activity for day two is “Loud and Soft”. Have your poster of the memory verse available. Read through the verse all together several times to

Day Two

practice. Practice saying the memory verse together. Slowly begin to increase the volume. Divide the children into two or more teams. Have them try saying the verse together as a team. See who can say it loud and who can say it soft. Try playing Telephone by having all the children sit in a circle. Have the verse travel around the circle by having each child whisper the next word in the verse to their neighbor.

Introduction of Today's Story

When the memory verse teacher is finished, the Large Group Leader will return to the front to provide a brief introduction to the day's theme and story. Each day you will re-introduce the concept that Jesus taught by telling stories for those children who may be attending for the first time. A good general introduction is provided in italics below. Then you will talk specifically about the question that each day's story was intended to answer. Each day a couple of paragraphs are also included to serve as a guide for leading this conversation. As with every element of the curriculum, this is simply here as a reference point. Please adapt to your own words rather than reading to the children from this page.

General Intro

This week we are going to be learning about stories. Everybody likes to hear a good story, right? Some people tell stories that are funny. Other people tell stories that are exciting, or sad, or scary.

Lots of different people tell stories. Teachers tell us stories at school they have learned from books. Parents or grandparents tell us stories about when they were growing up. Our friends tell us stories about what they did over the summer.

This week we are going to learn about stories that Jesus told. Jesus is the son of God. He came and lived here on Earth so He could help all people know how much God loves them and how they can be with God.

Jesus taught us that God made us and that He loves us. He taught us that God wants to be friends with us. Jesus spent a lot of time teaching people about God.

We can be followers of Jesus if we ask Him to forgive the bad things that we have done and come into our lives. Then, Jesus becomes a part of our lives. He helps us to follow what God wants us to do. Jesus wants us to know how we can live like God wants us to live.

Sometimes people would ask Jesus questions about God, or what God wants us to do. Usually, Jesus would tell them a story to help them understand God. This week we are going to be learning some of the stories that Jesus told. These stories help us learn how to be good followers of Jesus.

Day Two Intro

Jesus taught us that He is always with us, even when we cannot see Him. One day, Jesus is going to come back here to Earth and we will be able to see Him again.

Day Two

He will take everybody that follows Him back to Heaven to live with Him forever.

Until we get to go to Heaven one day, Jesus wants all of us to live the way God teaches us to live. Sometimes that is not an easy thing to do. Some people think it is really easy to follow God while we are at church or Bible Study or afterschool program, but harder to follow God at school or playing with our friends.

It's kind of like being in a class at school: It is easy to behave well when we know the teacher is in class watching us. When the teacher leaves the room, some people find it harder to still be good.

Jesus wants to be part of our lives all the time. He wants us to follow Him every day, not just on Sundays. He wants us to follow Him around everybody, including our friends, not just around our Bible Study teachers.

Once, some people asked Jesus when He would be coming back to Earth. They wanted to know exactly when they should expect Him, so that they would be sure to be following Him at the right time. Today we're going to learn the story Jesus told to answer them.

Small Group Story Time

The text provided here is to serve as a guide for you while you tell the story. Read it through several times and be able to tell it from memory. It is not important to be able to recite this story word-for-word. Your goal is to be able to relate the story to a level children will understand. Use the wording included here as suggestions to help you make these concepts understood by elementary age children. Feel free to adapt these words to fit well with your own style.

Today's Story: Friends at a Wedding

Once there was a man who was going to get married. (The man getting married in the wedding is called the groom.) The groom called together ten of his friends the day of the wedding.

"I am going to leave for a while," the man said. "I am going to go get some things ready for my new wife. I do not know what time I will be back. Wait for me here. As soon as I have everything ready, I will come back. The wedding will start as soon as I return. Make sure that you are ready for the wedding as soon I am back."

The man left his friends and went away to get ready for his bride. The friends were excited about the wedding party. They did not know what time the groom would be back, so they decided they had better make sure they were ready in case he came during the night.

This wedding happened a long time ago, so there were no flash lights or batteries. Instead if you wanted to see during the night, you had to use a lamp. A lamp was like metal bottle with a string in one end like a candle. The bottle was filled with lamp oil which would burn very brightly to give light to see.

All ten friends hurried home to get their lamps so they would be ready if the groom came back during the night. Five of the groom's friends only brought back their lamps. The other five friends wanted to be very sure they would be ready for

Day Two

the wedding. When they got their lamps, they also got extra oil. They knew that in the groom returned very late all the oil in their lamps would be burned up. With extra oil, they would be able to refill their lamps if they needed to.

The ten friends met back at the place that the groom told them to wait. All morning long they waited. All afternoon they waited. All evening they waited. Soon the sun went down and it became dark outside. Still the friends waited for the groom. The moon came up and the stars came out, and the friends still waited. They became very sleepy. One at a time, the friends fell asleep.

About midnight they heard loud, happy noises. People were singing, shouting, and laughing. In the distance they could see lights approaching. The groom was returning, ready to begin the wedding. All ten friends looked at their lamps. All the oil had burned up during the night, and the lamps were now dark. The five friends with extra oil happily refilled their lamps. They lit them again and were ready for the wedding party. The other five friends began to panic. They did not have any oil. How could they attend the wedding without a lamp?

“Give us some of your oil so that we can refill our lamps,” they begged their friends.

“We don’t have any more,” the friends said. “It took all our oil to refill our own lamps. You should have brought some extra oil so that you would be ready. Now hurry and try to find a store still open that can sell you some oil.”

The five friends without oil ran away as fast as they could in the dark, trying to find more oil for their lamps. They could not move very quickly in the dark, and the shops were all closed. They spent a very long time looking for oil. Finally, much later, they found some extra oil for their lamps. They refilled their lamps and hurried back to where they had been waiting. When they finally got back, everybody else was gone.

The five friends who had not been ready ran as fast as they could to find the groom and the rest of their friends. Soon, they found the house where the wedding party was taking place. The house was full of music and feasting. They could hear the party going on inside, but the door was closed and locked.

The five friends banged on the door as loud and long as they could, hoping that somebody would hear them and let them in. Finally a man answered the door. “Please open the door for us,” they begged. “We’re here for the wedding.”

“I don’t know who you are,” the man said. “You’ll have to wait outside.” He closed the door and went back to celebrating with the others.

The five friends without oil never made it into the wedding party, because they had not been ready for the groom’s return. The five friends with oil were ready when the groom came back. He was glad to see that they had waited and prepared like he asked. The friends went with him. All night long, everybody celebrated at the great wedding party. And the five friends who had been ready lived happily ever after.

Jesus told this story to help us understand what it really means to follow Him. In the story, some of the groom’s friends were *good* friends. They worked hard to be ready for his coming. Some of his friends did not do a good job being his friend. They didn’t really do what he asked them to do. They were not ready when he came.

Day Two

Jesus wants us to always follow Him. He will help us know how we can *always* live in a way that makes God happy, not just at Bible Study or on Sundays. We don't have to be like the friends in the story that were only ready some of the time.

Jesus loves us so much that He wants us to be with Him, just like the groom in the story wanted his friends to be at his wedding. That is why He came to Earth. Jesus taught us how to follow Him. Then, Jesus let Himself be killed on the cross so that He could take the punishment for our sins. On the third day after He died, He came back to life. Now anybody can decide to follow Jesus.

Each day you will close the story time with an invitation to accept Jesus. Say something like this: God wants everybody to follow Him. The problem is that sometimes we do bad things that the Bible calls sin. A sin is any thing that we do that God does not want us to do. God still loves us, even though we sin. That's why Jesus came. Jesus was killed on the cross to be punished for our sins. Then on the third day He came back to life. Now, for anybody that asks, Jesus will take away our sins and become a part of our lives. He will help us to follow Him. The Bible says that if we believe Jesus in our hearts and follow Him, He will save us from our sin and help us to follow God. Then one day we will be with Him in heaven. Anybody that wants to choose to follow Jesus can do that today. We would love to help you know how.

Prayer Time

Take this time after the story to pray with the children in your small group. Ask them for things they would like to pray about. Tell God how awesome He is. Ask Him to help you and the children in your small group to listen to God and obey Him. Pray that the children in your group will get to know God and feel the love He has for them.

Craft

While still in your small groups, lead the children in making the craft for the day. The craft time is not only a way to reinforce the lesson, but it also allows time to get to know the children in your small group. During this time, ask them questions about their families, friends, and school. Invest in their lives.

Friends at a Wedding

Supplies: Crayons, Scissors, 1 two-sided craft page per child

- Pass out a craft page to each child. Have them color the side with the body outline to represent themselves.
- Cut out the two boxes with the X's. Cut the dotted lines (stop at the end of the line.)
- Fold the flaps inward so the hands and feet overlay the body outline. Help the children to think of and write ways they can use that part of their body to follow

Day Two

God. (For examples: eyes could read the Bible, feet could walk to Bible Study, hands can help pass out snacks and crafts, etc.)

- Help the children review what they learned in today's story: that we can always be ready to serve God, no matter where, no matter when.

Memory Verse Activity

Each day the small group time will include a Memory Verse Activity. The Memory Verse time is one of the most important activities of the day. We want these children to remember God's word and why it is important to them. A list of potential activities is included in the back of this packet. Use a different idea from that list each day to help the children learn the words of the verse and to explain why it applies to their lives. (Some require extra preparation, so be sure to review the list in advance.) The memory verse for this week is:

English

So then, just as you received Christ Jesus as Lord, continue to live in him. Colossians 2:6 (NIV)

Spanish

Ustedes han aceptado a Jesucristo como su dueño y Señor. Por eso deben vivir como a él le agrada. Colosenses 2:6 (BLS)

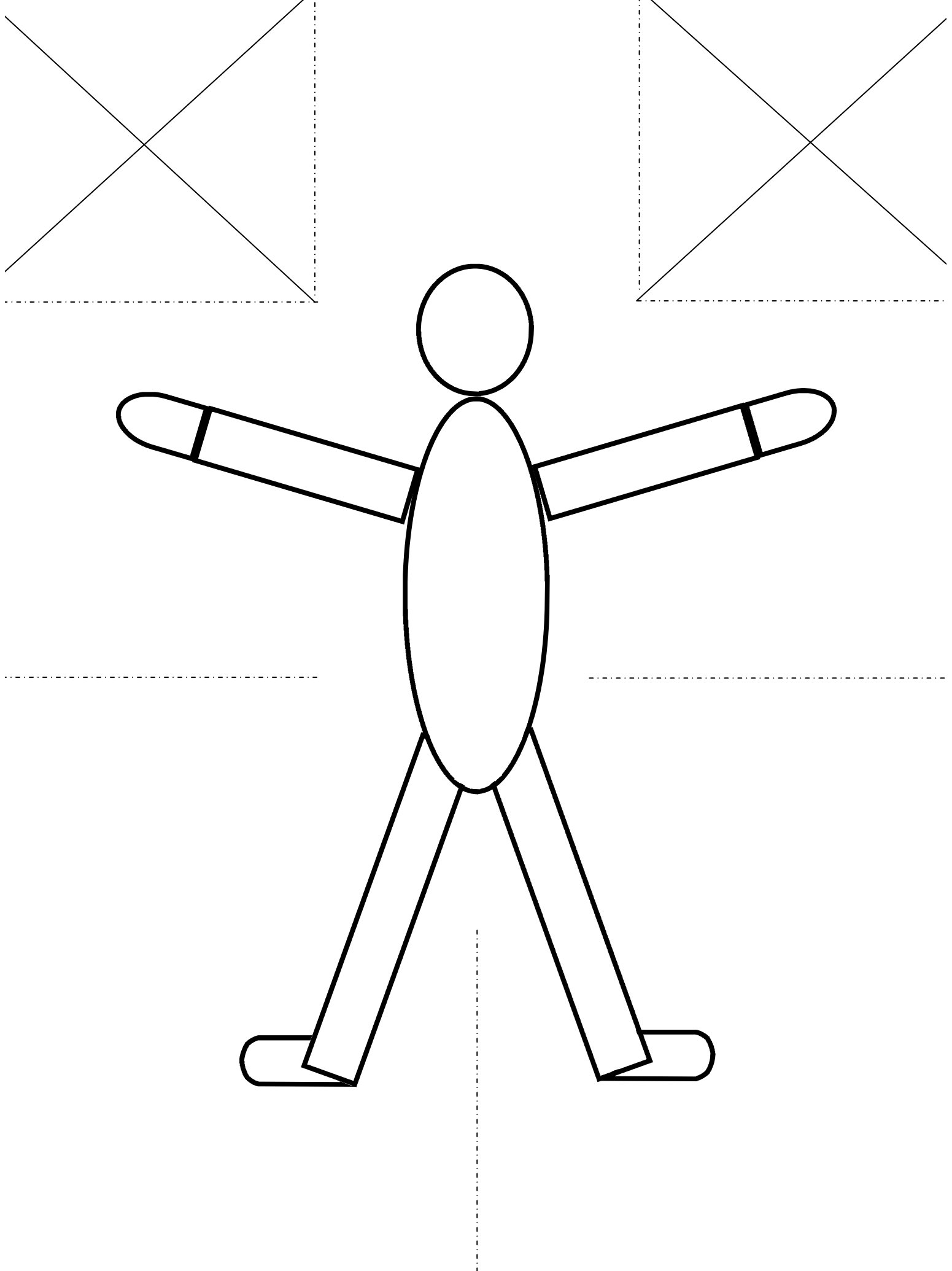
Wrap Up

Each day you will end your Rainbow Express in a large group session. Have all the children return to the tarp where you started. Sometimes the movement from small groups to large group becomes distracting, especially to younger children. If you find your children becoming noisy as you return to your large group, consider singing a few songs to help everybody focus again.

The last thing you will do before games and snacks is to review the memory verse and the day's lesson. Have the large group leader give a brief re-telling of the day's story. As you tell the story, frequently pause to let the children answer questions and fill in the blanks about the lesson. When you finish reviewing the story, have everybody say the memory verse together one last time.

Game Time/Snacks

When you are finished, pray together and be ready to play games until the end of the Rainbow Express program. After the game time, pass out snacks, clean up the area, and walk everyone home. Return to Mission Arlington to turn in your materials and attendance sheet.





I can obey God
by:

I can obey God
by:

I can obey God
by:



I can obey God by



I can obey God by



Day Three

The Stories of Jesus

- Large Group
 - Songs
 - Puppets
 - Testimony
 - Memory Verse: Teams
- Small Group
 - Story: The Treasure
 - Matthew 13:44
 - Craft
 - Memory Verse Review
- Large Group
 - Story review questions

Day Three Scripture

Matthew 13:44, John 19:16-42,
20:1-20 (NIV)

The kingdom of heaven is like treasure hidden in a field. When a man found it, he hid it again, and then in his joy went and sold all he had and bought that field.

* * * * *

So the soldiers took charge of Jesus. Carrying his own cross, he went out to the place of the Skull (which in Aramaic is called Golgotha). Here they crucified him, and with him two others—one on each side and Jesus in the middle.

Pilate had a notice prepared and fastened to the cross. It read: JESUS OF NAZARETH, THE KING OF THE JEWS. Many of the Jews read this sign, for the place where Jesus was crucified was near the city, and the sign was written in Aramaic, Latin and Greek. The chief priests of the Jews protested to Pilate, "Do not write 'The King of the Jews,' but that this man claimed to be king of the Jews."

Pilate answered, "What I have written, I have written."

When the soldiers crucified Jesus, they took his clothes, dividing them into four shares, one for each of them, with the undergarment remaining. This garment was seamless, woven in one piece from top to bottom.

"Let's not tear it," they said to one another. "Let's decide by lot who will get it." This happened that the scripture might be fulfilled which said, "They divided my garments among them and cast lots for my clothing." So this is what the soldiers did.

Near the cross of Jesus stood his mother, his mother's sister, Mary the wife of Clopas, and Mary Magdalene. When Jesus saw his mother there, and the disciple whom he loved standing nearby, he said to his mother, "Dear woman, here is your son," and to the disciple, "Here is your mother." From that time on, this disciple took her into his home.

Later, knowing that all was now completed, and so that the Scripture would be fulfilled, Jesus said, "I am thirsty." A jar of wine vinegar was there, so they soaked a sponge in it, put the sponge on a stalk of the hyssop plant, and lifted it to Jesus' lips. When he had received the drink, Jesus said, "It is finished." With that, he bowed his head and gave up his spirit.

Now it was the day of Preparation, and the next day was to be a special Sabbath. Because the Jews did not want the bodies left on the crosses during the Sabbath, they asked Pilate to have the legs broken and the bodies taken down. The soldiers therefore came and broke the legs of the first man who had been crucified with Jesus, and then those of the other. But when they came to Jesus and found that he was already dead, they did not break his legs. Instead, one of the soldiers pierced Jesus' side with a spear, bringing a sudden flow of blood and water. The man who saw it has given testimony, and his testimony is true. He knows that he tells the truth, and he testifies so that you also may believe. These things happened so that the scripture would be fulfilled: "Not one of his bones will be broken," and, as another scripture says, "They will look on the one they have pierced."

Later, Joseph of Arimathea asked Pilate for the body of Jesus. Now Joseph was a disciple of Jesus, but secretly because he feared the Jews. With Pilate's permission, he came and took the body away. He was accompanied by Nicodemus, the man who earlier had visited Jesus at night. Nicodemus brought a mixture of myrrh and aloes, about seventy-five pounds. Taking Jesus' body, the two of them wrapped it, with the spices, in strips of linen. This was in accordance with Jewish

burial customs. At the place where Jesus was crucified, there was a garden, and in the garden a new tomb, in which no one had ever been laid. Because it was the Jewish day of Preparation and since the tomb was nearby, they laid Jesus there.

Early on the first day of the week, while it was still dark, Mary Magdalene went to the tomb and saw that the stone had been removed from the entrance. So she came running to Simon Peter and the other disciple, the one Jesus loved, and said, "They have taken the Lord out of the tomb, and we don't know where they have put him!"

So Peter and the other disciple started for the tomb. Both were running, but the other disciple outran Peter and reached the tomb first. He bent over and looked in at the strips of linen lying there but did not go in. Then Simon Peter, who was behind him, arrived and went into the tomb. He saw the strips of linen lying there, as well as the burial cloth that had been around Jesus' head. The cloth was folded up by itself, separate from the linen. Finally the other disciple, who had reached the tomb first, also went inside. He saw and believed. (They still did not understand from Scripture that Jesus had to rise from the dead.)

Then the disciples went back to their homes, but Mary stood outside the tomb crying. As she wept, she bent over to look into the tomb and saw two angels in white, seated where Jesus' body had been, one at the head and the other at the foot.

They asked her, "Woman, why are you crying?"

"They have taken my Lord away," she said, "and I don't know where they have put him." At this, she turned around and saw Jesus standing there, but she did not realize that it was Jesus.

"Woman," he said, "why are you crying? Who is it you are looking for?"

Thinking he was the gardener, she said, "Sir, if you have carried him away, tell me where you have put him, and I will get him."

Jesus said to her, "Mary."

She turned toward him and cried out in Aramaic, "Rabboni!" (which means Teacher). Jesus said, "Do not hold on to me, for I have not yet returned to the Father. Go instead to my brothers and tell them, 'I am returning to my Father and your Father, to my God and your God.' "

Mary Magdalene went to the disciples with the news: "I have seen the Lord!" And she told them that he had said these things to her.

On the evening of that first day of the week, when the disciples were together, with the doors locked for fear of the Jews, Jesus came and stood among them and said, "Peace be with you!" After he said this, he showed them his hands and side. The disciples were overjoyed when they saw the Lord.

Day Three

Pre-Rainbow Express Gathering

You will begin each day by knocking on doors and then playing games to help attract children to your Rainbow Express.

Song Time/Puppets

When it is time to begin your activities, have all the children sit down in a large group. It would be helpful to bring a tarp for them to sit on. When the children are together and seated on the tarp, begin your song time.

TIP—The Large Group Leader should serve as a sort of “master of ceremonies” to keep each activity flowing smoothly. He should not, however, tell the day’s Bible story. That will go much smoother in the small group time. Children listen more attentively in smaller groups.

The Song Leader will come to the front of the group to lead songs. One or two others may also want to come to the front to help show motions. Be sure to have several songs ready to sing and that everyone in the group knows the songs.

During this time you will also have the puppets sing their song(s). Doing the puppet show in between songs can help keep the children’s attention. You are provided with one song for each day. If the children are responding well and enjoying the puppet music, it is okay to perform more than one of the songs and repeat the songs from day to day.

Testimony

The theme for this whole week of Rainbow Express is *The Stories of Jesus*. Each day you will be sharing stories, songs, crafts, and other activities that help the children understand what it means to apply Jesus’ teachings to their own lives. Obviously, this is an incredibly personal decision. It is important that the children and youth that attend your Rainbow Express understand that a personal relationship with Christ is a very important reality for the members of your group. Every day during the opening time one or two members of your group can share a short version of their testimony in front of the large group. The goal is to let the children see how following God’s Way has made a practical and meaningful difference in your life. *(For help on sharing in a way that will be age-appropriate and meaningful with children, each person who plans to give their testimony read the sheet Tips on Preparing Your Testimony on page 20 of this packet.)*

Memory Verse Activity

When the Large Group Leader finishes his opening time, the Memory Verse Teacher will come to the front to lead the memory verse activity. The large group memory verse activity for day three is “Teams”. Have your poster of the memory verse available. Read through the verse all together several times to

Day Three

practice. Divide your children into teams. Have the teams compete saying the memory verse many different ways: loudest, softest, fastest, slowest, telephone style, English, Spanish, with hand motions, etc.

Introduction of Today's Story

When the memory verse teacher is finished, the Large Group Leader will return to the front to provide a brief introduction to the day's theme and story. Each day you will re-introduce the concept that Jesus taught by telling stories for those children who may be attending for the first time. A good general introduction is provided in italics below. Then you will talk specifically about the question that each day's story was intended to answer. Each day a couple of paragraphs are also included to serve as a guide for leading this conversation. As with every element of the curriculum, this is simply here as a reference point. Please adapt to your own words rather than reading to the children from this page.

General Intro

This week we are going to be learning about stories. Everybody likes to hear a good story, right? Some people tell stories that are funny. Other people tell stories that are exciting, or sad, or scary.

Lots of different people tell stories. Teachers tell us stories at school they have learned from books. Parents or grandparents tell us stories about when they were growing up. Our friends tell us stories about what they did over the summer.

This week we are going to learn about stories that Jesus told. Jesus is the son of God. He came and lived here on Earth so He could help all people know how much God loves them and how they can be with God.

Jesus taught us that God made us and that He loves us. He taught us that God wants to be friends with us. Jesus spent a lot of time teaching people about God.

We can be followers of Jesus if we ask Him to forgive the bad things that we have done and come into our lives. Then, Jesus becomes a part of our lives. He helps us to follow what God wants us to do. Jesus wants us to know how we can live like God wants us to live.

Sometimes people would ask Jesus questions about God, or what God wants us to do. Usually, Jesus would tell them a story to help them understand God. This week we are going to be learning some of the stories that Jesus told. These stories help us learn how to be good followers of Jesus.

Day Three Intro

The most important thing that Jesus ever taught us is how we can have a friendship with God. Jesus taught us that God loves us very much. God wants to be our friend. He wants to spend time with us, and He wants us to live in Heaven with Him.

We all have a big problem. All of us sometimes do, or think, or say things that

Day Three

we should not. The Bible calls these things *sins*. God still loves us, but our sins cannot be around Him. God is perfect, and no sins come close to Him. Our sins would even keep us from going to Heaven.

God loves us too much for that. He does not want us to have to be away from Him. God knew that there was only one way to take away our sins: His own son Jesus would have to die. That way Jesus would take the punishment for our mistakes.

That is why Jesus died on the cross. He was punished for all the wrong things that you and I have done. Jesus chose to die for us. He loved us so much, that it was worth giving up everything so that He could be our way to Heaven.

Today we're going to learn a story that Jesus told about giving up everything for something you love.

Small Group Story Time

The text provided here is to serve as a guide for you while you tell the story. Read it through several times and be able to tell it from memory. It is not important to be able to recite this story word-for-word. Your goal is to be able to relate the story to a level children will understand. Use the wording included here as suggestions to help you make these concepts understood by elementary age children. Feel free to adapt these words to fit well with your own style.

Today's Story: The Treasure

Once there was a man making the long walk home after a hard day of work. As he walked, he crossed a huge field. The field was as long and as wide as his eyes could see and took a long time to cross.

The man was very tired, so he looked down at his feet as he walked. Suddenly, his eyes saw something sparking in the dirt. The man bent down and brushed away the soil. Soon he had uncovered a shiny gold coin. He kept digging with his hands and had soon discovered a great treasure buried in the field.

The man was very happy. With this great treasure he would be able to buy everything that he ever needed. But he knew he could not just take the treasure. It belonged to whoever owned the field. Quickly, the man buried the treasure again and looked around to memorize where he could find it again. The man hurried home and went to bed.

The next morning, the man went into town to find out how he could buy the field. He soon found out that the field was for sale, but that it cost far more money than he had.

The man hurried back home. He gathered together everything that he owned: all of his clothes, his dishes, and his furniture. He took everything he owned into town.

The man offered everything that he owned for sale. Soon, he was selling every shirt, every sandal, every plate, and every bowl. He sold all his food and all his silverware. He sold his chairs to sit on and his bed to sleep in. He sold his blankets and his towels. Next he sold his house and his yard. Quickly, he sold

Day Three

everything he had ever owned except the clothes on his body.

The other people in town thought the man was crazy. He got rid of everything he had. He had no place to sleep or live. They did not understand what would make the man sell everything.

When the man had sold everything that he owned, from the last piece of bread in the kitchen to the last piece of string in the bedroom, he gathered up all the money in a bag. He went to the owner of the field and handed him the bag of money. The man had bought the field, in exchange for everything that he had.

The man was so excited he began to laugh and sing as he ran off to his new field. All the people in town watched him go. They did not understand why he was so happy that he had given up everything that he had in exchange for a big field of grass and dirt.

The man hurried to the spot where he knew the treasure was hidden. He dug quickly into the dirt and began to pull out his great treasure.

Soon, he was the richest man in the whole town. He bought a bigger house than he had lived in before. He bought nicer clothes than he used to wear. He bought better food than he had ever tasted.

Now the people in the town could understand why the man did what he did. He sold everything he had, but he got something much better in return.

The man in the story found something that he wanted very badly. It was so important to him that he gave up everything else he had just to get it. Even though it cost him everything, in the end he got something he wanted even more.

That is exactly what God did for us. God loves us so much that He wants us to be in Heaven with Him. The bad things that we do, think, or say get in the way. The Bible calls those bad things *sins*. God knows that we sin, and He loves us anyway. Sadly though, our sin creates us a big problem by pushing us away from God. God is perfect, and Heaven where He lives is also perfect. Our sin cannot go into such a perfect place.

Since God loves us so much, He decided to make a way to get rid of our sin. That is why God's son, Jesus came to Earth. Jesus never sinned. He lived a perfect life, helping people know how to follow His Father, God. Jesus was killed on a cross. It was a terrible, painful way to die. As God's son, Jesus had all the power in the world. He could have stopped the people that killed Him. He could have decided not to die on the cross. But Jesus loves us so much that He chose to go to the cross. Jesus gave up everything to make a way to take away our sins.

Just like the man in the story He told, Jesus found something so important to Him that He gave up everything for it. We are what Jesus loved so much and wanted so much. He left Heaven and then gave up His life so that our sins can be taken away and we can go to Heaven to be with Him.

The third day after Jesus died, He came back to life. Now He invites all of us to follow Him. Any person in the world can ask Jesus to come into their lives. When we do, Jesus will take away our sins. He will be a part of our lives and help us to live the rest of our lives following Him.

Just like the man in today's story who wanted a treasure, Jesus thinks that we are the greatest treasure in the world. We would love to help you know how you can ask Jesus to be a part of your life.

Day Three

Each day you will close the story time with an invitation to accept Jesus. Say something like this: God wants everybody to follow Him. The problem is that sometimes we do bad things that the Bible calls sin. A sin is any thing that we do that God does not want us to do. God still loves us, even though we sin. That's why Jesus came. Jesus was killed on the cross to be punished for our sins. Then on the third day He came back to life. Now, for anybody that asks, Jesus will take away our sins and become a part of our lives. He will help us to follow Him. The Bible says that if we believe Jesus in our hearts and follow Him, He will save us from our sin and help us to follow God. Then one day we will be with Him in heaven. Anybody that wants to choose to follow Jesus can do that today. We would love to help you know how.

Prayer Time

Take this time after the story to pray with the children in your small group. Ask them for things they would like to pray about. Tell God how awesome He is. Ask Him to help you and the children in your small group to listen to God and obey Him. Pray that the children in your group will get to know God and feel the love He has for them.

Craft

While still in your small groups, lead the children in making the craft for the day. The craft time is not only a way to reinforce the lesson, but it also allows time to get to know the children in your small group. During this time, ask them questions about their families, friends, and school. Invest in their lives.

Salvation Cross Necklaces

Supplies: For each child—one string or cord for necklace, and six beads, one each of red, black, white, green, yellow, plus any one other color.

For instructions on how to make today's craft, see the following pages. Step by step photo instructions of how to make the necklace and bilingual explanations of the colors' meanings are included. You will also find optional hand out pages to give the children to help them remember the meaning of the necklace. During this craft you will be explaining God's plan for salvation. It is very important that you approach it with sensitivity to children that may be ready to make decisions to accept God. Please spend time in practice and prayer so that you will be ready when the time comes to clearly explain what salvation means.

Memory Verse Activity

Each day the small group time will include a Memory Verse Activity. The Memory

Day Three

Verse time is one of the most important activities of the day. We want these children to remember God's word and why it is important to them. A list of potential activities is included in the back of this packet. Use a different idea from that list each day to help the children learn the words of the verse and to explain why it applies to their lives. (Some require extra preparation, so be sure to review the list in advance.) The memory verse for this week is:

English

So then, just as you received Christ Jesus as Lord, continue to live in him. Colossians 2:6 (NIV)

Spanish

Ustedes han aceptado a Jesucristo como su dueño y Señor. Por eso deben vivir como a él le agrada. Colosenses 2:6 (BLS)

Wrap Up

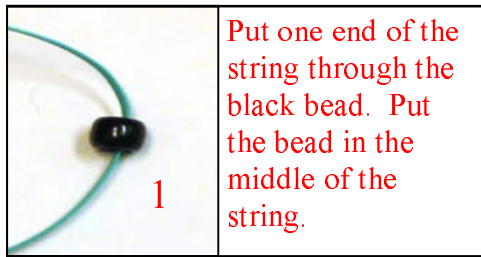
Each day you will end your Rainbow Express in a large group session. Have all the children return to the tarp where you started. Sometimes the movement from small groups to large group becomes distracting, especially to younger children. If you find your children becoming noisy as you return to your large group, consider singing a few songs to help everybody focus again.

The last thing you will do before games and snacks is to review the memory verse and the day's lesson. Have the large group leader give a brief re-telling of the day's story. As you tell the story, frequently pause to let the children answer questions and fill in the blanks about the lesson. When you finish reviewing the story, have everybody say the memory verse together one last time.


Game Time/Snacks

When you are finished, pray together and be ready to play games until the end of the Rainbow Express program. After the game time, pass out snacks, clean up the area, and walk everyone home. Return to Mission Arlington to turn in your materials and attendance sheet.

Day Three—Salvation Cross Necklace Step-By-Step




1 Put one end of the string through the black bead. Put the bead in the middle of the string.



2 Put both ends of the string through the red bead. Move the red bead to let it rest on top of the black.



3 Put the white bead over one end of the string and let it fall to the red bead.



4 Put the other end of the string through the green bead.



5 Pull both ends of the string through the yellow bead.



Line up the green and white beads next to each other on top of the red bead. Move the yellow bead down to just above them. Put the filler bead (usually clear, but can be any extra bead that you want to use) in between the green and white beads. ***The open ends of the filler bead need to be against the sides of the other two.*** (In other words, the filler bead has to be perpendicular to the green and white.) Push the yellow bead down so that it tightens the string through the green and white beads. The green and white beads should squeeze tight enough to keep the filler bead in place. If you have gel glue, a little bit will help keep the beads secure. Tie a knot just above the yellow bead. Make sure you tie it tightly enough to keep the yellow bead secure against the others or the filler bead might fall out. (Tying more than one knot can help keep the yellow bead from being able to slide up the string.) Tie the two ends of the string together, and your power cross necklace is complete.

Day Three Craft

Note-When explaining the meanings of the colors refer to the bead and the sin it represents as dark rather than black.

DARK- This reminds us of sin. Sin is anything we do that is not what God wants us to do. The Bible says that everyone has sinned.

OSCURO- *Este representa el pecado. El pecado es cualquier cosa que hacemos que no complace a Dios. La Biblia nos dice que todos hemos pecado.*

TIP—This page is given for small group leaders to use as a “cheat sheet” to help them when explaining the meanings of the colors. The next two pages are intended as optional extras you can send home with your Rainbow Express students to help them remember the meaning of the door hanger.

RED- This reminds us of Jesus’ blood. Jesus was God’s Son and He died on the cross to pay the punishment for our sins.

ROJO- *Este representa la sangre de Jesús. Jesús es el Hijo de Dios y El murió en la cruz para pagar por las consecuencias de nuestros pecados.*

WHITE- This reminds us of our new lives. The Bible says that after we have accepted Jesus, we are brand new. He cleans out the sin that was in us. Jesus is in our lives! He will never leave!

BLANCO- *Este representa nueva vida. La Biblia dice que una vez que aceptamos a Jesús como nuestro Salvador, somos hechos nuevos. El limpia el pecado que estaba dentro de nosotros. ¡Esto es porque Jesús está en nuestras vidas!*

GREEN- This reminds us that we are to grow as a Christian. In order to grow in our relationship with God, we need to pray, read the Bible, and hang out with other Christians by coming to Bible Study.

VERDE- *Este representa crecimiento como Cristianos. Para crecer necesitamos tener una relación con Dios. Esto es posible orando, leyendo la Biblia, y teniendo convivió con otros Cristianos por venir al Estudio Bíblico.*

YELLOW- This reminds us of Heaven! The Bible says that every person who has trusted Jesus to be his or her Savior will spend forever in Heaven with Him.

AMARILLO- *¡Este representa el cielo! La Biblia nos dice que cada persona que ha puesto su fe en Jesús como Salvador estará por toda la eternidad en el cielo a lado de El.*



dark

Sometimes we do bad things that make God sad.
A veces hacemos cosas malas que no le gustan a Dios.

red

Jesus loves us, so He died on the cross to help us.
Jesús se murió en la cruz por nosotros porque nos ama.

white

Jesus can take away all the bad things I did.
Jesús puede quitar todas las cosas malas que hice.

green

I can follow Jesus and learn to be more like Him.
Yo puedo seguir a Jesús y aprender ser mas como El.

yellow

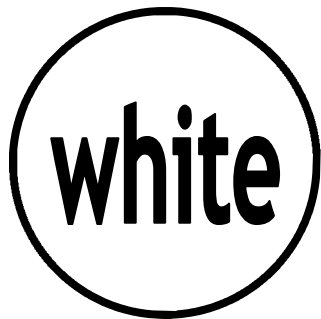
One day I will be with Jesus in Heaven.
Un día estaré en El Cielo con Jesús.



Everyone has sinned. No one measures up to God's glory.
Romans 3:23



But here is how God has shown his love for us. While we were still sinners, Christ died for us. Romans 5:8



Anyone who believes in Christ is a new creation. The old is gone! The new has come! 2 Corinthians 5:17



You are the children that God dearly loves. So be just like Him. Ephesians 5:1



[Jesus said] "In my Father's house are many rooms; if it were not so, I would have told you. I am going there to prepare a place for you. And if I go and prepare a place for you, I will come back and take you to be with me that you also may be where I am." John 14:2-3

Day Four

The Stories of Jesus

- Large Group
 - Songs
 - Puppets
 - Testimony
 - Memory Verse: Next Word Relay
- Small Group
 - Story: The Rich Man's Servants
 - Matthew 18:23-34
 - Craft
 - Memory Verse Review
- Large Group
 - Story review questions

Day Four Scripture

Matthew 25:14-30 (NIV)

Again, it will be like a man going on a journey, who called his servants and entrusted his property to them. To one he gave five talents of money, to another two talents, and to another one talent, each according to his ability. Then he went on his journey. The man who had received the five talents went at once and put his money to work and gained five more. So also, the one with the two talents gained two more. But the man who had received the one talent went off, dug a hole in the ground and hid his master's money.

"After a long time the master of those servants returned and settled accounts with them. The man who had received the five talents brought the other five. 'Master,' he said, 'you entrusted me with five talents. See, I have gained five more.'

"His master replied, 'Well done, good and faithful servant! You have been faithful with a few things; I will put you in charge of many things. Come and share your master's happiness!'

"The man with the two talents also came. 'Master,' he said, 'you entrusted me with two talents; see, I have gained two more.'

"His master replied, 'Well done, good and faithful servant! You have been faithful with a few things; I will put you in charge of many things. Come and share your master's happiness!'

"Then the man who had received the one talent came. 'Master,' he said, 'I knew that you are a hard man, harvesting where you have not sown and gathering where you have not scattered seed. So I was afraid and went out and hid your talent in the ground. See, here is what belongs to you.'

"His master replied, 'You wicked, lazy servant! So you knew that I harvest where I have not sown and gather where I have not scattered seed? Well then, you should have put my money on deposit with the bankers, so that when I returned I would have received it back with interest.'

" 'Take the talent from him and give it to the one who has the ten talents. For everyone who has will be given more, and he will have an abundance. Whoever does not have, even what he has will be taken from him. And throw that worthless servant outside, into the darkness, where there will be weeping and gnashing of teeth.'

Day Four

Pre-Rainbow Express Gathering

You will begin each day by knocking on doors and then playing games to help attract children to your Rainbow Express.

Song Time/Puppets

When it is time to begin your activities, have all the children sit down in a large group. It would be helpful to bring a tarp for them to sit on. When the children are together and seated on the tarp, begin your song time.

TIP—The Large Group Leader should serve as a sort of “master of ceremonies” to keep each activity flowing smoothly. He should not, however, tell the day’s Bible story. That will go much smoother in the small group time. Children listen more attentively in smaller groups.

The Song Leader will come to the front of the group to lead songs. One or two others may also want to come to the front to help show motions. Be sure to have several songs ready to sing and that everyone in the group knows the songs.

During this time you will also have the puppets sing their song(s). Doing the puppet show in between songs can help keep the children’s attention. You are provided with one song for each day. If the children are responding well and enjoying the puppet music, it is okay to perform more than one of the songs and repeat the songs from day to day.

Testimony

The theme for this whole week of Rainbow Express is *The Stories of Jesus*. Each day you will be sharing stories, songs, crafts, and other activities that help the children understand what it means to apply Jesus’ teachings to their own lives. Obviously, this is an incredibly personal decision. It is important that the children and youth that attend your Rainbow Express understand that a personal relationship with Christ is a very important reality for the members of your group. Every day during the opening time one or two members of your group can share a short version of their testimony in front of the large group. The goal is to let the children see how following God’s Way has made a practical and meaningful difference in your life. *(For help on sharing in a way that will be age-appropriate and meaningful with children, each person who plans to give their testimony read the sheet Tips on Preparing Your Testimony on page 20 of this packet.)*

Memory Verse Activity

When the Large Group Leader finishes his opening time, the Memory Verse Teacher will come to the front to lead the memory verse activity. The large group memory verse activity for day four is “Next Word Relay”. Have your poster of the memory verse available. Read through the verse all together several times

Day Four

to practice. Divide the children into two or more teams. Then, split each team in half. Have the two halves face each other in a single file line, about ten feet apart. Have the first person on the team say the first word of the verse. That player then runs across and tags the first player in the line facing them. The first player then runs to the back of that line. The second player then says the next word in the verse, then runs across to tag the player on the opposite line. Keep going until each team has said the whole verse. You may want to bring a stopwatch to time the children and see which team can do it the fastest.

Introduction of Today's Story

When the memory verse teacher is finished, the Large Group Leader will return to the front to provide a brief introduction to the day's theme and story. Each day you will re-introduce the concept that Jesus taught by telling stories for those children who may be attending for the first time. A good general introduction is provided in italics below. Then you will talk specifically about the question that each day's story was intended to answer. Each day a couple of paragraphs are also included to serve as a guide for leading this conversation. As with every element of the curriculum, this is simply here as a reference point. Please adapt to your own words rather than reading to the children from this page.

General Intro

This week we are going to be learning about stories. Everybody likes to hear a good story, right? Some people tell stories that are funny. Other people tell stories that are exciting, or sad, or scary.

Lots of different people tell stories. Teachers tell us stories at school they have learned from books. Parents or grandparents tell us stories about when they were growing up. Our friends tell us stories about what they did over the summer.

This week we are going to learn about stories that Jesus told. Jesus is the son of God. He came and lived here on Earth so He could help all people know how much God loves them and how they can be with God.

Jesus taught us that God made us and that He loves us. He taught us that God wants to be friends with us. Jesus spent a lot of time teaching people about God.

We can be followers of Jesus if we ask Him to forgive the bad things that we have done and come into our lives. Then, Jesus becomes a part of our lives. He helps us to follow what God wants us to do. Jesus wants us to know how we can live like God wants us to live.

Sometimes people would ask Jesus questions about God, or what God wants us to do. Usually, Jesus would tell them a story to help them understand God. This week we are going to be learning some of the stories that Jesus told. These stories help us learn how to be good followers of Jesus.

Day Four

Day Four Intro

Jesus taught us that God made each one of us special. He designed each and every one of us exactly how He wants us to be. He gave all of us different talents and abilities. God has a plan for us. He wants us to use the abilities He gave us to follow Jesus.

Not everybody is good at the same things. Not everybody likes to do the same things. But we have to remember that God made us exactly like He wants us. He has a way for all the things we like and all the things we're good at to be a part of his plan.

Sometimes we might want to know what God wants us to do with our talents. Or, we might think that it's unfair if somebody is better at something than we are. Or maybe we might think that our talents aren't as good as somebody else's. We might think that there is not a way we can use our talents to follow God. Have you ever wanted to ask God what you can do to use your talents to follow Him?

Today we're going to learn the story Jesus told to answer that question.

Small Group Story Time

The text provided here is to serve as a guide for you while you tell the story. Read it through several times and be able to tell it from memory. It is not important to be able to recite this story word-for-word. Your goal is to be able to relate the story to a level children will understand. Use the wording included here as suggestions to help you make these concepts understood by elementary age children. Feel free to adapt these words to fit well with your own style.

Today's Story: The Rich Man's Servants

Once there was a very rich man who had to take a long journey. The rich man did not know how long he was going to be away. He wanted to be sure that somebody would take care of his business while he was gone.

The rich man called three of his servants to come see him. "I am going away for a long time," the rich man told them. "I am not sure when I will return. I don't want my business to just sit here while I am gone. I am going to give each of you some money. While I am gone, take care of this money very well. Work hard with it, and use it to make more money for my business. When I return, I want to find that you have earned more money with what I gave you."

The three servants agreed to the rich man's plan. They promised that they would work hard with his money to make even more money. The rich man gave each of them a different amount of money, depending on how well he thought they might be able to do.

The rich man gave the first servant five thousand dollars. "Work hard with this money," the rich man told him. The first servant agreed.

To the second servant, the rich man gave two thousand dollars. "Use this

Day Four

money well,” the rich man told him. The second servant promised that he would.

The rich man gave the third servant one thousand dollars. “Make more money with this money I have given you,” the rich man told him. Then the rich man went away.

The first two servants went right to work with their money. They used it to buy things and then sell them for more money. They were very careful with everything that they bought and sold. They hired more workers and taught them to buy and sell too. The servants worked hard and long, because they wanted to keep their promise to their master, the rich man. The servant with five thousand dollars earned five thousand more dollars. He had ten thousand dollars ready for when his master returned. The second servant started with two thousand dollars. He made two thousand more dollars, so that he had four thousand dollars for his master.

The third worker was very different. He did not use his money to buy or sell anything. He did not hire anybody. He did not work hard or long. In fact, he did not work at all. The third worker took his thousand dollars to his home. He dug a deep hole in his back yard and threw the thousand dollars into the hole. Then he threw dirt on top of it to bury the money far underground.

After a long time, the rich man came back. He sent a message to his servants to come and see him. The first two servants happily got all their money together and hurried to the master’s house. The third servant hurriedly dug up the thousand dollars buried in his backyard and went to see the rich man.

The first servant showed the rich man what he had done. “Master, with the five thousand dollars you have me I have worked hard and gained five thousand more. Here are ten thousand dollars.” The servant gladly handed his master the money he had earned.

“Very well done,” his master told him excitedly. “You have done well with the small job I gave you, so I will give you a big job. You will receive a part of everything I have. Come and share with my happiness.” The rich man gave the first servant a big hug and a promotion.

Next came the second servant. “Sir, I took the two thousand dollars you gave me and earned two thousand more.” He gave his master the four thousand dollars.

“Well done,” the master told his second servant. “Since you have proved you can be trusted with little, I will now trust you with much. You will receive a part of everything that I have. Come and share with my happiness.” The master happily promoted the second servant too.

The third servant came nervously forward, his muddy one thousand dollars in his hands. “Sir, I knew that you are a very tough boss. I was afraid I might not do well with the money you gave me. So I took it and hid it in my back yard. Here is your thousand dollars back.” The servant held out the money, which was dripping with dirt.

The master became very angry. “You are a terrible, lazy worker,” he said. “You did not earn any more money like these first two servants. You did not even

Day Four

try to work hard. You didn't even put my money in the bank."

The rich man turned to the first two servants. "Take his thousand dollars and give it to the man who earned ten thousand. Fire this worthless worker and throw him outside."

The third servant's money and job were taken away from him. He was thrown outside, where he never worked again. The first two servants were given wonderful new jobs for their master. They always worked well for him.

Jesus told this story to help us understand God's plan for us. God made each of us special, and gave each of us different abilities, just like the three servants in the story received different amounts of money. He has a special plan for each of our lives, just like the rich man in the story gave each of his servants a special job.

God wants us to use whatever talents we have to follow Him. In Jesus' story, the rich man was very proud of both of the first two workers. Even though they did different things and made different amounts of money, they both worked hard to do what their boss wanted them to do. God feels the same way about us. We won't all do the same things with our lives, but if we follow His direction, He will be happy with us.

We know that God has a special plan for all of us. He cares about us and wants us to use our talents to follow that plan. God showed us how much He loves us by sending His son Jesus to die on the cross. Jesus die to take the punishment for all our mistakes. Now we can have Jesus in our lives and choose to follow Him. If you would like to ask Jesus to come into your life, just ask us. We would love to help you know how.

Each day you will close the story time with an invitation to accept Jesus. Say something like this: God wants everybody to follow Him. The problem is that sometimes we do bad things that the Bible calls sin. A sin is any thing that we do that God does not want us to do. God still loves us, even though we sin. That's why Jesus came. Jesus was killed on the cross to be punished for our sins. Then on the third day He came back to life. Now, for anybody that asks, Jesus will take away our sins and become a part of our lives. He will help us to follow Him. The Bible says that if we believe Jesus in our hearts and follow Him, He will save us from our sin and help us to follow God. Then one day we will be with Him in heaven. Anybody that wants to choose to follow Jesus can do that today. We would love to help you know how.

Prayer Time

Take this time after the story to pray with the children in your small group. Ask them for things they would like to pray about. Tell God how awesome He is. Ask Him to help you and the children in your small group to listen to God and obey Him. Pray that the children in your group will get to know God and feel the love He has for them.

Day Four

Craft

While still in your small groups, lead the children in making the craft for the day. The craft time is not only a way to reinforce the lesson, but it also allows time to get to know the children in your small group. During this time, ask them questions about their families, friends, and school. Invest in their lives.

Memory Verse Banner

Supplies: Crayons, 1 coloring page per child

- Pass out one page to each child.
- Have the children color the banner. As they are coloring, have the children practice saying the verse. Go back over the day's story. Talk about ways that we can share what we know about the Bible with others.
- Encourage their children to hang the banner up in their rooms to always help them remember the verse.

Memory Verse Activity

Each day the small group time will include a Memory Verse Activity. The Memory Verse time is one of the most important activities of the day. We want these children to remember God's word and why it is important to them. A list of potential activities is included in the back of this packet. Use a different idea from that list each day to help the children learn the words of the verse and to explain why it applies to their lives. (Some require extra preparation, so be sure to review the list in advance.) The memory verse for this week is:

English

So then, just as you received Christ Jesus as Lord, continue to live in him.
Colossians 2:6 (NIV)

Spanish

Ustedes han aceptado a Jesucristo como su dueño y Señor. Por eso deben vivir como a él le agrada. Colosenses 2:6 (BLS)

Wrap Up

Each day you will end your Rainbow Express in a large group session. Have all the children return to the tarp where you started. Sometimes the movement from small groups to large group becomes distracting, especially to younger children. If you find your children becoming noisy as you return to your large

Day Four

group, consider singing a few songs to help everybody focus again.

The last thing you will do before games and snacks is to review the memory verse and the day's lesson. Have the large group leader give a brief re-telling of the day's story. As you tell the story, frequently pause to let the children answer questions and fill in the blanks about the lesson. When you finish reviewing the story, have everybody say the memory verse together one last time.

Game Time/Snacks


When you are finished, pray together and be ready to play games until the end of the Rainbow Express program. After the game time, pass out snacks, clean up the area, and walk everyone home. Return to Mission Arlington to turn in your materials and attendance sheet.

Ustedes han aceptado a
Jesucristo como su dueño
y Señor. Por eso deben
vivir como a

él le agrada.

Colosenses

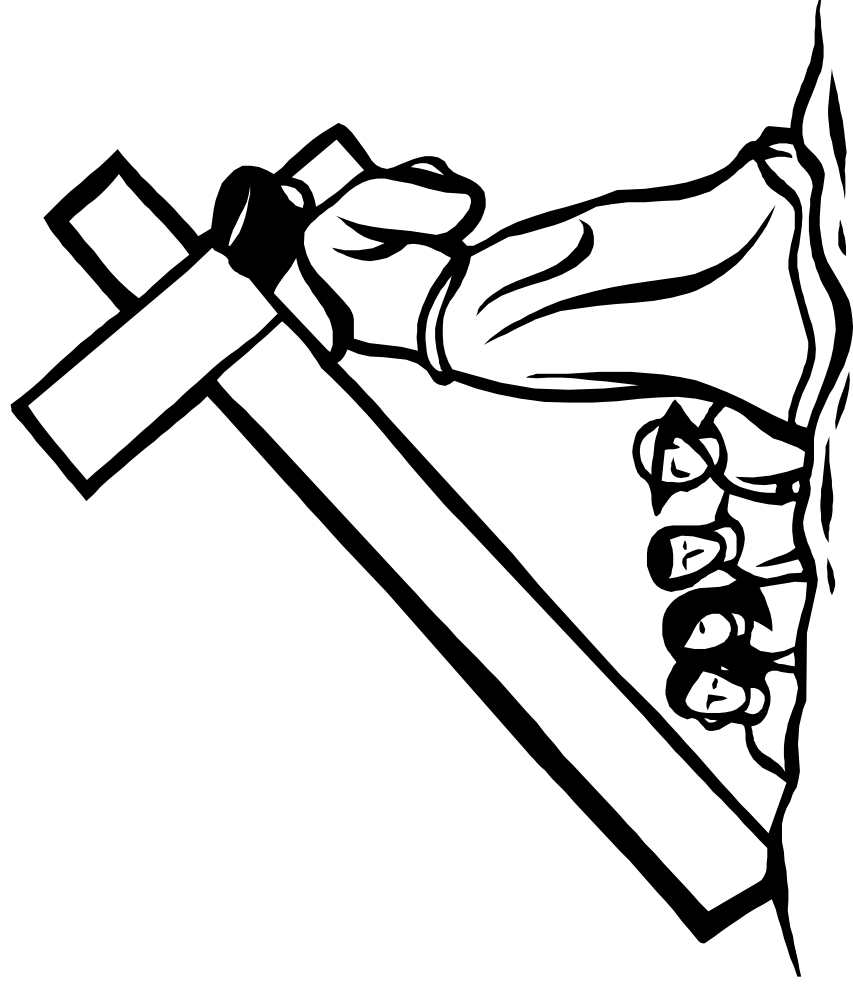
2:6



So then, just as you
received Christ Jesus
as Lord, continue to
live in Him.

Colossians

2:6



The Stories of Jesus

SONGS

fun and easy
children's
lyrics to use
at your
Rainbow
Express

P
A
G
E

1. Bubbling

It's bubbling, it's bubbling,
it's bubbling in my soul
There's singing and laughter
since Jesus made me whole
Folks don't understand it,
I cannot keep it quiet!!
It's bubbling, bubbling, bubbling,
bubbling, bubbling day and night

2. Come and Go with Me

Come and go with me to my Father's
house
Come and go with me to my Father's
house
It's a big, big house with lots and lots of
room
A big, big table with lots and lots of food
A big, big yard where we can play football
A big, big house, it's my Father's house

3. Deep and Wide

Deep and wide, deep and wide
There's a fountain flowin' deep and wide
Deep and wide, deep and wide
There's a fountain flowin' deep and wide

4. Do You Love my Jesus

Deep, deep Ohhh deep down down
Deep down in my heart, I love you Jesus
Deep, deep Ohhh deep down down
Deep down in my heart
Do you love my Jesus deep down in your
heart?
Yes I love my Jesus deep down in my
heart!

5. Father Abraham

Father Abraham had many sons
Many sons had Father Abraham
I am one of them, and so are you
So let's just praise the Lord - Right Arm!

...Left arm, right foot, left foot, nod your
head, turn around, sit down!

6. God Is So Good

God is so good, God is so good,
God is so good, He's so good to me

He answers prayer...

I love Him so....

7. Give Me Oil in my Lamp

Give me oil in my lamp,
Keep me burning, burning, burning
Give me oil in my lamp, I pray
Give me oil in my lamp,
Keep me burning, burning, burning
Keep me burning til the break of day
Sing Hosanna, sing Hosanna,
Sing Hosanna to the King of Kings
Sing Hosanna, sing Hosanna,
Sing Hosanna to the King

Give me gas in my Ford,
Keep me truckin' for the Lord....
Give me wax on my board,
Keep me surfen' for the Lord....
Give me umption in my gumption,
Make me function, function, function....

8. The B-I-B-L-E

The B-I-B-L-E, yes that's the book for me
I stand alone on the Word of God
The B-I-B-L-E

9. He's a Peach of a Savior

He's a peach of a Savior
He's the apple of my eye
He prunes away the branches
when my branches get too high
He stomps my grapes of wrath
when my life gets too tough
That's why I'm bananas for the Lord
He's the vine and we're the branches
He's the vine and we're the branches
He's the vine and we're the branches
That's why I'm bananas for the Lord

10. I'm All Wrapped Up

I'm all wrapped up, I'm all tied up,
I'm all tangled up in Jesus
I'm all wrapped up, I'm all tied up,
I'm all tangled up in God
I'm all wrapped up, I'm all tied up,
I'm all tangled up in Jesus
I'm all wrapped up, tied up, tangled up in
God

11. I'm Gonna Sing, Sing, Sing

I'm gonna sing, sing, sing
I'm gonna shout, shout, shout
I'm gonna sing, I'm gonna shout, Praise
the Lord
When those gates are opened wide
I'm gonna sit by Jesus' side
I'm gonna sing, I'm gonna shout, Praise
the Lord

12. I'm in the Lord's Army

I may never march in the infantry,
ride in the cavalry, shoot the artillery
I may never fly o'er the enemy
But I'm in the Lord's army, Yes sir!
I'm in the Lord's army, Yes sir!
I'm in the Lord's army, Yes sir!
I may never march in the infantry,
ride in the cavalry, shoot the artillery
I may never fly o'er the enemy
But I'm in the Lord's army

13. I've Got a River of Life

I've got a river of life flowing out of me
Makes the lame to walk and the blind to
see
Opens prisoners' doors, sets the captives
free
I've got a river of life flowing out of me
Spring up oh well (gush gush gush gush)
within my soul
Spring up oh well (splish splash) and make
me whole
Spring up oh well (whoosh) and give to me
That life abundantly

14. I've Got Joy Down in my Heart

I've got joy down in my heart

Deep deep down in my heart
Spell it J-O-Y Down in my heart
Deep deep down in my heart
Who put it there? Jesus put it there
And nothing can destroy it,
destroy it, destroy it – UGH!
I've got joy down in my heart
Deep deep down in my heart

15. I've Got Peace Like a River

I've got peace like a river, I've got peace
like a river
I've got peace like a river in my soul
I've got peace like a river, I've got peace
like a river
I've got peace like a river in my soul
I've got love like a mountain.....
I've got joy like a fountain.....
I've got peace, love, and joy
like a river mountain fountain.....

16. I Have So Much

I have so much, so much, so much, so
much, so much, so much, so much, so
much, so much, so much,
so much, so much, so much (clap) to be
thankful for. (REPEAT)
I have Jesus to be thankful for.....
I have the Bible to be thankful for.....
I have you to be thankful for.....

17. Little Square Box

If I had a little square box to put my Jesus
in,
I'd take Him out and hug His neck
and share Him with a friend
But if I had a little square box
to put the devil in,
I'd take him out and STOMP HIS FACE
and put him back again.

18. I've Got the Joy, Joy, Joy, Joy
I've got the joy, joy, joy, joy down in my heart
Where? Down in my heart
Where? Down in my heart
I've got the joy, joy, joy, joy down in my heart
Down in my heart to stay
And I'm so happy, so very happy
I've got the love of Jesus in my heart
Down in my heart
And I'm so happy, so very happy
I've got the love of Jesus in my heart

And if the devil doesn't like it
he can sit on a tack! Ouch!.....
And if the devil doesn't like it
he can swallow a bomb! Boom!.....
And if the devil doesn't like it
he can fall off a cliff! Ahhh!.....
I've got the wonderful love of my blessed redeemer way down in the depths of my heart....

19. If You're Happy and You Know It
If you're happy and you know it clap your hands
If you're happy and you know it clap your hands
If you're happy and you know it
then your face will surely show it
If you're happy and you know it clap your hands
If you're happy and you know it stomp your feet...
If you're happy and you know it say Amen...
If you're happy and you know it Praise the Lord...
If you're happy and you know it say Yee-Haw...

20. Jesus in the Morning
Jesus, Jesus, Jesus in the morning
Jesus at the noon time
Jesus, Jesus, Jesus when the sun goes down

Love Him....
Serve Him...
Praise Him...
Share Him...
Thank Him...

21. Jesus Is my Rock
Jesus is my Rock, and He rolls my blues away
Bop shoe Bop Shoe Bop Woo!! (Repeat 2x)

22. Jesus Loves Me
Jesus loves me this I know,
for the Bible tells me so
Little ones to Him belong
They are weak but He is strong
Chorus:
Singing na na na na na na na na na- Heh!
Na na na na na na na na na- Huh!
Yes, Jesus loves me, Yes, Jesus loves me,
Yes, Jesus loves me, The Bible tells me so

Jesus loves me when I'm good
When I do the things I should
Jesus loves me when I'm bad
Though it makes Him very sad
(Chorus)

23. My God Is So Big
My God is so big, so strong and so mighty
There's nothing my God cannot do
My God is so big, so strong and so mighty
There's nothing my God cannot do
The mountains are His, the rivers are His
The stars are His handiwork too
My God is so big, so strong and so mighty
There's nothing my God cannot do, for you

24. No One That I Know

No one that I know walks like you,
Talks like you, or looks like you
No one that I know is like you
No one else does what you do

25. Sheep Song

I wanna be a sheep baa baa,
I wanna be a sheep baa baa
Cuz Jesus loves sheep
I wanna be a sheep baa baa
I don't wanna be a goat nope nope
I don't wanna be a goat nope nope
Cuz there ain't no hope for goats
I don't wanna be a goat nope nope

26. Satan Didn't Like It

Satan didn't like it when we
Came outta the wilderness
Came outta the wilderness
Came outta the wilderness
Satan didn't like it when we
Came outta the wilderness
Walkin' with the Lord, Walkin' with the
Lord
Walkin' with the Lord
Satan didn't like it when we
Came outta the wilderness
Walkin' with the Lord

Swimmin' with the Lord...
Dancin' with the Lord...

27. Shake a Friend's Hand

Shake a friend's hand,
Shake the hand next to you
Shake a friend's hand and sing along
Shake a friend's hand,
Shake the hand next to you
Shake a friend's hand and sing,
Sing a ha-la-la-la-la-leluah,
Ha-la-la-la-la-leluah (repeat)

Scratch a friend's back, ...
Hug a friend's neck...

28. Swing Low, Sweet Chariot

Swing low, sweet chariot
Comin' fo' to carry me home
Swing low, sweet chariot
Comin' fo' to carry me home

29. On a Day Like This

On a day like this (clap, clap)
On a day like this (clap, clap)
On a day like this (clap) Ohhhhhhhh
I need the Lord to help me
On a day like this (stomp, stomp, clap,
clap)
On a day like this (stomp, stomp, clap,
clap)
On a day like this (stomp, clap)
Ohhhhhhhh
I need the Lord to help me

On a day like this (toot, toot, stomp,
stomp, clap, clap)...
On a day like this (pat, pat, toot, toot,
stomp, stomp, clap, clap)...
On a day like this (bounce, bounce, pat,
pat, toot, toot, stomp, stomp, clap, clap)

30. The Fruit of the Spirit

The fruit of the Spirit's not a banana
The fruit of the Spirit's not a banana
If you wanna be a banana
You might as well hear it
You can't be a fruit of the Spirit
Cuz the fruit is love, joy, peace and
patience, kindness, goodness, faithfulness,
gentleness and self control
The fruit of the Spirit's not a coconut...
The fruit of the Spirit's not a lemon...

31. This is the Day

This is the day, this is the day
That the Lord has made, that the Lord has
made
I will rejoice, I will rejoice
And be glad in it, And be glad in it
This is the day that the Lord has made
I will rejoice and be glad in it
This is the day, this is the day
That the Lord has made

32. This Little Light of Mine

This little light of mine, I'm gonna let it shine

This little light of mine, I'm gonna let it shine

This little light of mine, I'm gonna let it shine

Let it shine, let it shine, let it shine

Hide it under a bush, oh no!

I'm gonna let it shine

Hide it under a bush, oh no!

I'm gonna let it shine

Hide it under a bush, oh no!

I'm gonna let it shine

Let it shine, let it shine, let it shine

Won't let satan blow it out,

I'm gonna let it shine

33. Walk, Walk, Walk, Walk in the Light

It's a great day to praise the Lord.

It's a great day to praise the Lord.

It's a great day to praise the Lord.

Walking in the Light of Love.

Walk, walk, walk, walk in the light (Hey!)

Walk, walk, walk, walk in the light (Hey!)

Walk, walk, walk, walk in the light (Hey!)

Walking in the Light of Love.

It's a great day to hug a neck...

It's a great day to say "Amen!"...

34. What a Mighty God We Serve

What a mighty God we serve

What a mighty God we serve

Angels bow before Him

Heaven and earth adore Him.

What a mighty God we serve.

35. Who's the King of the Jungle?

Who's the king of the jungle? ooo ooo

Who's the king of the sea?

wiggle wiggle wiggle

Who's the king of the universe,

and who's the king of me?

I tell you J-E-S-U-S! Yes!

He's the King of me

He's the king of the universe,

the jungle, ooo ooo

and the sea. wiggle wiggle wiggle

36. With Jesus in your Boat

With Jesus in your boat,

you can smile through the storm

Smile through the storm,

smile through the storm

With Jesus in your boat,

you can smile through the storm

When you're sailing home

Sailing, sailing home, sailing, sailing home

With Jesus in your boat, you can smile

through the storm when you're sailing home

The Stories of Jesus

GAMES

**fun, easy to
learn group
games for
your
Rainbow
Express**

Big, Bad Wolf

Have the children stand in a line at one end of the game area. One leader or child is the “Big, Bad Wolf” and will stand at the other end of the area with her back to the children. In unison, the children shout, “What time is it Mr. Wolf?” The wolf answers with an hour, “4 o’clock”, for example. The children take that number of steps forward. If the wolf said “4 o’clock,” the children would take 4 steps toward the wolf. When the wolf thinks the children are close enough to her, she answers their question with, “It’s eating time!” Then she chases them back to their starting line. Anyone she tags joins her as a wolf. The game ends when all but one participant has been tagged.

Knots

Direct children to stand in a circle, then tell them to join right hands with someone across from them. While maintaining that grip, each person should grab a different person’s left hand. No one should join hands with a person immediately beside him or her. The objective of the game simply is to untangle masses of arms, legs, and bodies without releasing hand grips. Twisting or adjusting a grip is permissible and needed to prevent impossible movements of joints! Untangling the knot may take time, but usually a single large circle or two small ones (interconnected) are formed. If, after a reasonable amount of time, the group is still helplessly tangled, direct two participants to drop each other’s hands. Doing so will permit a quick solution.

Overall Understanding

Players are divided into two teams. Teams line up in parallel rows with players standing behind one another. The first player on each team is given a beach ball, or balloon. When the leader says, “Go,” the first player on each line passes the ball backward over her head to the second player. The second player passes the ball under his legs to the next person in line, and so forth. The ball continues to be passed backward down the line, alternately over and under, until it reaches the last player. The last player, receiving the ball, runs to the front of his or her line and begins to pass the ball back again. This continues until every player on the line has a chance to be at the beginning. The team whose first player gets to the front of the line again is the winner.

Parachute

You will have a tarp with you to use for the children to sit on each day. The tarp can double as a “parachute”. Have the kids stand on all sides of the tarp and hold it at waist level. Each side of the tarp is a team, making four teams. Put a beach ball on the tarp. Have the kids shake the tarp. They should try to shake the tarp so that the beach ball falls off another team’s side. Whenever the beach ball falls off the tarp, the team on that side gets a point. The team that has the fewest points at the end of the game wins.

People to People

Tell everyone to find a partner and choose one person to lead the game. The leader yells a body part, and the players will touch each other using that part. For example, the leader might say, “knee to knee,” and the partners will touch knees. After several rounds, the leader will yell, “people to people,” and everyone has to find a new partner. The leader also runs into the crowd and finds a partner. Whoever is left without a partner is the new leader.

Sharks and Minnows

You will need a good size running area for this game. Have the children line up along one side of the area. They are the “minnows”. Have the leader stand in the middle of the area. The leader is the shark. When the shark yells “Go!”, the minnows run to the other end of the area. The shark runs around and tags as many minnows as possible before they reach the other end of the field. When a minnow is tagged, he or she must freeze wherever tagged. When all of the untagged minnows reach the end of the area, the shark yells, “Go!” again. This time the shark and the frozen minnows may tag the runners. The game continues until there is only one minnow left. That minnow is the winner and begins the next game as the shark.

Tag (with variations)

Everybody’s It

There are two rules: (1) everybody is It, and (2) when a player is tagged, he or she is frozen. Have everyone stand in a circle. Then the leader shouts “Everybody’s it!” and the game starts (and quickly ends).

Hospital Tag

The first time a player is tagged, she puts her hand on the part of herself that was tagged. The second time she is tagged, she must put her other hand on that area. The third time, because she is out of hands, she must sit down.

Freezer/Defroster Tag

A tagged player must freeze with his hands and feet on the ground and his back to the sky. He can move again when another player crawls between his hands and feet.

Trust Walk

Choose a landmark in your area to be the “goal” of this game. A mailbox or tree will probably be readily available for this purpose. Blindfold one player and choose another player to be the “guide.” Have the rest of the children scatter themselves between the blindfolded person and the goal. The guide leads the blindfolded person through all the people to the goal while the children in the way will call out other directions. The blindfolded player must listen carefully to the guides instructions. Let the children take turns being blindfolded and being the guide.

Circle Spot Rush

All players stand in a circle, arms' length apart, facing inward. In the center of the circle are small markers (paper plates, pieces of construction paper, etc.). The number of markers is always one less than the number of players. The leader of the game stands just outside the circle and calls out various types of movement: run, skip, hop, etc. The players move clockwise around the circle in the way directed by the leader. The game leader can also call out *stop* (all players freeze wherever they are) or *about face* (players continue to move in the same manner but reverse directions). When the game leader yells *rush* all players run to the center of the circle and try to stand on one of the markers. Whichever player does not stand on a marker is eliminated. One marker is removed and play continues. The object of the game is to be the last player remaining.

Animal Relay

Each small group will be a team. Teams stand in single file lines, facing a finish line about fifty feet away. The first player runs across the finish line, runs back, tags the next player, and goes to the end of the line. The relay continues until each player has run twice. While they run the game leader calls out various animals. All players must run like that animal until the next one is called. The first team to have all their players finish twice wins.

Sit Down Volleyball- materials needed: beach ball

Divide all players into two equal teams. Have the two teams sit down indian-style facing each other in two to four rows. The object of the game is to get the ball behind the other team. One person throws the ball up in the air and the two teams hit the ball back and forth until one team hits it over the heads of the other team and it lands behind them. Score just like regular volleyball. The catch is that both teams have to stay seated throughout the entire game. You can add variety to the game by having each team use only one hand or sitting with teams backs toward each other instead of facing each other.

Elbow tag

Assign all players a partner. Spread pairs out evenly across the playing area. Have the pairs link arms. Choose one pair to start out as the chaser "It", and the chasee. Just like regular tag, It tries to tag the chasee. If the chasee is tagged, he or she in turn becomes it and the chase reverses. The chasee's goal is to link with another player. When the chasee links arms with one side of a pair, the other player must unlink, becoming the chasee.

The Stories of Jesus

PUPPETS

lyrics for
each of the
songs used in
the Rainbow
Express
puppet shows

Day One Puppet Song: How Sweet It Is

How Sweet it is to be saved by you
How Sweet it is to be saved by you

I needed the shelter from all life's storms, there you were
I needed someone to understand my ups and downs

There you were
With your love and salvation
Filling me with jubilation
I want to stop and thank you, Jesus
I just want to stop and thank you, Jesus

How Sweet it is to be saved by you
How Sweet it is to be saved by you

I close my eyes at night
Wondering where would I be without you in my life
When I think how I was lost in sin
But my outlook changed the day that you took me in
'Cause you gave meaning to all of my days
With a love so sweet, I'm gonna give you the praise
I want to stop and thank you, Jesus
I just want to stop and thank you, Jesus

How Sweet it is to be saved by you
How Sweet it is to be saved by you

You were better for me than I was for myself
For me, there's you and there ain't nobody else
I want to stop and thank you, Jesus
I just want to stop and thank you, Jesus

How Sweet it is to be saved by you
How Sweet it is to be saved by you
(repeat to fade)

Day Two Puppet Song: I Will Follow Him

I love Him, I love Him, I love Him
And where He leads I'll follow, I'll follow, I'll follow

I will follow Him, follow Him wherever He may lead
There isn't an ocean too deep
Or mountain so high it can keep
Me from God's love

I must follow Him (follow Him)
Ever since He touched my life I knew
I'd serve my Lord eternally
And go anywhere that He leads
He is my destiny (destiny)

Chorus

I love Him, I love Him, I love Him
And where He leads I'll follow, I'll follow, I'll follow
He'll always be my Savior, my Savior, my Savior
From now until forever, forever, forever

I will follow Him (follow Him)
Follow Him wherever He may lead
There isn't an ocean too deep
Or mountain so high it can keep
Keep me away, away from God's love

(repeat chorus)

I will follow Him (follow Him)
Follow Him wherever He may lead
There isn't an ocean too deep
Or mountain so high it can keep
Keep me away, away from God's love

...and where He leads I'll follow, I'll follow, I'll follow
I know I'll always love Him, I love Him, I love Him

(repeat and fade)

Day Three Puppet Song: Put Me in, Coach

Well, praise the Lord, I'll raise my hand
I'm ready to serve today
I'm born again, and I wanna get on the field
Been on the bench for way too long
I wanna get in the game
There's a fire in my heart that's for real

Chorus

Oh, put me in, Coach
I'm ready to play today
Put me in, Coach.
I'm ready to play today
Look at me.
I could be on the field

Well, I spent some time riding on the pine
Watchin' it from the bench
You know I criticized when other guys struck out
But the Holy Spirit is talking to me
And He's changed my attitude
'Cause He showed me what the game is all about

Repeat chorus

Got a seeker's heart, a strong desire
And a brand-new attitude
And I'm ready to use my talents for the Lord
'Cause I heard the call to reach 'em all
And point them to the cross
And I am not gonna ride this bench here anymore

Repeat chorus

Day Four Puppet Song: Sweet Home Up in Heaven

Our God keeps on blessing
He's forgiven all my sin
He's prepared a home in Heaven
Where one day we'll live with Him, can't wait 'til then

Well Satan once was cast out of it
And he will try to drag us down
Well, I hope the Devil will remember
Believers here don't need him around anyhow

Chorus

Sweet home up in Heaven
With the Golden avenues
Sweet home up in Heaven
Lord, I 'm coming home to you

No we're all working for the Kingdom, oo, oo, oo
And each one does what we can do
Don't let the guilt of my past bother me
Does your conscience bother you, tell me true

Repeat Chorus

Now He is building us a mansion
I think I'll pick a room or two
The thought of Heaven cheers me so much
It picks me up when I'm feeling blue
Now how 'bout you?

Repeat Chorus x2

Memory Verse

activities to use for reviewing the memory verse during small group times

Teams

Divide the kids into two teams. Let one side say the first part of the verse and let the others complete it. See how loud and soft and fast and slow each side can be. (Remember you can be creative in your team divisions: Boys v. Girls, Sandals v. Tennis Shoes, Eye or Hair Colors, kids wearing shorts v. kids wearing jeans...etc.) Compliment both teams on a job well done.

Memory Verse Challenge

Make signs using construction paper with one or two words of the verse on each. Have several workers or children stand at the front and hold the signs so that everyone can see the words. Lead the children in saying the verse together a few times. Then, one at a time, have the sign holders hide their sign, and say the verse together again. Repeat this until all the signs are hidden and say the verse one more time.

Hand Signs

Assign a hand motion for each word of the verse. Teach the children the hand signs and the words at the same time. Then say the words while the children only do the hand motions. And then do the hand motions while the children say the words.

Volley Verse

Sit or stand in a circle. Take a soft ball or balloon and pass it around in a circle, each person saying one word of the verse as they hold the ball and pass it on. Go fast and slow, repeating the whole verse each time. When the kids feel comfortable

saying the verse, volley the ball from person to person across the circle, letting each person say one word as they pass the ball.

Verse Pop

Gather several small strips of paper and write one or two words of the verse on each strip. Put each paper inside a balloon and inflate the balloon. Let the children who are sitting the most quietly pop the balloon handed to them, and say the word they find inside. Have all the children repeat the word and continue until all the balloons are popped. Have a copy of the entire verse ready so that, in the end, the children can see the whole verse on one page. Repeat the verse several times with all the children. (It is a good idea to write numbers on the balloons so you can hand them to the children in the correct order. Also, be aware of smaller children who might be afraid of the popping noise.)

Verse Puzzle

Write the verse on a piece of paper and cut the paper into 6-10 pieces. Let the children put the puzzle together as a team. Make sure everyone gets a chance to help. When it is finished, say the verse altogether. Put the puzzle together again. See how fast the children can finish the puzzle and say the verse.

Verse Sticks

Write phrases of the verse on several craft sticks. Work together to put the sticks in the correct order.

Verse Chain

Gather several small strips of paper and write one or two words of the verse on each strip. Working together in your small group, tape the links together in circles to make a paper chain. When you finish, say the verse altogether.

**So then, just as you
received Christ Jesus
as Lord, continue to
live in Him.**

Colossians 2:6

**Ustedes han aceptado a
Jesucristo como su
dueño y Señor. Por eso
deben vivir como a él le
agrada.**

Colosenses 2:6

Useful Items to Bring for Rainbow Express

Here are some items that may be useful for your group during Rainbow Express. Try to bring as many as you have and cargo space permits. Some of these items can be borrowed from Mission Arlington/Mission Metroplex if you do not have a way to bring them.

- Some of the memory verse activities require simple supplies like balloons or popsicle sticks. These items may or may not be available at Mission Arlington, so bring what you need.
- Tarp (at least 10' by 10'): excellent to use for the children to sit on during Rainbow Express
- Posterboard: use it for memory verse posters, puzzles, etc.
- Puppets: Mission Arlington has some to loan if you don't have access to puppets
- Battery operated CD player (with batteries): *Very* important
- Copies of the puppet music CD: one for each team. Also very important.
- Water cooler and drinking cups: *extremely* good idea. It's hot in Texas.
- Craft supplies: Mission Arlington will provide some glue, scissors, crayons, etc. You may find it helps your group run smoother if you have some extras.
- Games equipment: cones, hula hoops, etc. will be very useful during your game time. *Note: Please do NOT bring balls or frisbees unless they are of the soft, "Nerf" foam variety. This is by request from the managers of the apartment communities where we hold Rainbow Express.*

A final word . . .

Whether you are coming here to Mission Arlington or using this material for another mission outreach, we are grateful for the opportunity to partner in ministry with you. Please contact us with any questions or to let us know how we can pray for you. Daily updates and prayer requests at Mission Arlington, as well as a variety of additional curriculum resources, are available at our web site.

For this reason I kneel before the Father, from whom his whole family in heaven and on earth derives its name. I pray that out of his glorious riches he may strengthen you with power through his Spirit in your inner being, so that Christ may dwell in your hearts through faith. And I pray that you, being rooted and established in love, may have power, together with all the saints, to grasp how wide and long and high and deep is the love of Christ, and to know this love that surpasses knowledge—that you may be filled to the measure of all the fullness of God.

Now to him who is able to do immeasurably more than all we ask or imagine, according to his power that is at work within us, to him be glory in the church and in Christ Jesus throughout all generations, for ever and ever! Amen.

Ephesians 3:14-21 (NIV)

Mission Arlington / Mission Metroplex
210 W. South Street
Arlington, TX, 76010
Phone: 817-277-6620
E-mail: mission@missionarlington.org
Web: www.missionarlington.org