

For God so Loved . . .

Mission Arlington / Mission Metroplex
July / August 2007 Rainbow Express Curriculum
& Mission Trip Planning Packet



What is this packet?

We are so grateful that you have decided to come to Mission Arlington / Mission Metroplex for your 2007 Mission Trip. This packet contains all of the information you need to plan for a successful ministry here. Please don't be intimidated by the size of this document. Most of these pages are reproducible coloring sheets, memory verse posters, team rosters, handouts, etc. Use this page as a road map to find what you are looking for. After thumbing through this material, please let us know if there are any questions we can answer. We want to be available to help you in any way that we can as you prepare.

A Note on Saving Money When Printing This Curriculum: Obviously, this is a large document. We believe it is always better to have as much information as possible to be prepared. However, printing a complete copy for every person coming on your trip can become *very* expensive, especially for large churches. Save money by printing this document two-sided and/or in black and white. You also may find it is not necessary to give every person on the trip every page of this packet. This is how we recommend preparing packets:

Section One: Trip Planning Helps for Leaders and Students

- This section contains schedule information, maps, dress codes, descriptions of the types of accommodations where you may be staying, packing lists, contact information for parents, and other general planning information. These pages have a blue border. Print one copy of this for each leader on the trip. Note—even though the information is in the leaders' section, you will probably want to include a copy of the packing list and the dress code for each student.

Section Two: Rainbow Express Training Materials

- This section contains aids for preparing your team to lead Rainbow Express, Mission Arlington's version of an outdoor Vacation Bible School. Here you will find outlines and descriptions of everybody's roles. These pages have a green border. Print one copy of this material for the leader of each Rainbow Express team. (For example, a youth group with 60 people will be four to six Rainbow Express teams.) The leader of each team can distribute the instructions for each role to the correct person.

Section Three: Rainbow Express Curriculum

- This section contains the lesson plans for each of the four days of Rainbow Express. These pages have a red border. Every person coming on the trip needs a copy of this section. Even if they are not leading a particular portion of the Rainbow Express program, they need to be familiar with the whole thing so that they can be prepared to be helpful.

Section Four: Rainbow Express Supplemental Materials

- This section contains reproducible materials and extra helps for Rainbow Express like games instructions, puppet song lyrics, craft sheets, etc. These pages have a purple border. Print one copy of this section for each Rainbow Express Team leader. Each team can be familiar with the craft sheets, song lyrics, etc. The copies for your Rainbow Express programs will be provided by Mission Arlington while you are here unless you notify us ahead of time that you would like to donate these copies.

Please let us know anything we can do to help! If you still have questions about anything at all after reading this packet, or if you just need some guidance in preparing, please do not hesitate to contact us at Mission Arlington. Our office phone number is 817-277-6620.

Section One

Trip Planning Helps for Leaders and Students

- Mission Arlington Key Terms
- Schedules
- Dress codes
- Information on accommodations
- Packing lists
- Map to Mission Arlington
- “The Refrigerator Sheet”: General Mission Arlington information sheet for parents
- T-shirt information and order form for leaders

Mission Arlington Key Terms

A visitor to Mission Arlington/Mission Metroplex once told us that we sometimes speak in code. We readily admit that so many different things are happening here that it can become a little confusing. This is an explanation of some terms you will run into over and over in this packet.

- **Apartment Churches:** Mission Arlington began in 1986 with a very simple philosophy: take church to people who, for whatever reason, were not coming to a church building anywhere. On the first Sunday of August of that year, a Bible Study met in the living room of a woman that lived in a local apartment community. That first morning, seventeen people found that they could meet Christ in a church that met right where they lived. Today, more than 260 congregations meet all over Arlington in apartments, mobile homes, community centers, playgrounds, laundry rooms, and wherever people will gather. Any given Sunday, more than 4,500 people attend a Mission Arlington church in their own neighborhood.
- **Rainbow Express:** Rainbow Express is the name of the Backyard Bible Clubs you will be leading while you are here. Mission Arlington has been leading outdoor Vacation Bible Schools for our many apartment churches since the beginning. When these programs first began the volunteers that were leading them had a large portable stage built on a trailer that they pulled from site to site for puppet shows. This trailer, which was decorated with a rainbow, came to be known to the children as the Rainbow Express. Rainbow Express then became the name for all of the Vacation Bible Schools.
- **Work Projects:** Mission Arlington follows Jesus' model of ministry: meeting both physical and spiritual needs to provide a tangible expression of the Father's love so that people will turn to Him. Part of each day you are here will be spent leading Rainbow Express programs. With the remainder of each day you will participate in some of Mission Arlington's many other ministries. This might include picking up donations, delivering furniture to families, working in the clothing room or the food warehouse, passing out flyers to invite people to an event, holding field days or other fun events in one of the apartment communities, or any number of other opportunities. Any special materials or training that you may need will be provided while you are here.

Tentative Sunday Schedule

- 9:00 AM Meet at Mission Arlington with all groups for welcome, prayer, and orientation
- 10:00 AM Students depart with Mission Arlington missionaries to participate in Mission Arlington's apartment churches. Leader of each group joins Tillie Burgin, Executive Director of Mission Arlington, for a tour of Mission Arlington's Ministry
- 12:30 PM Return from apartment churches, take lunch break
- 1:30 PM Pass out flyers in apartment communities where Rainbow Express will be taking place this week.
- 3:30 PM Return to Mission Arlington
- 4:00 PM Join Mission Arlington missionaries for weekly prayer, worship, and preparation time
- 5:00 PM (Very) short meeting for all group leaders with Matt Hart, Rainbow Express Coordinator
- 5:15 PM Leave Mission Arlington, pray and make any last minute preparations for beginning Rainbow Express tomorrow

Tentative Daily Schedule Monday—Thursday

Please be flexible with your schedule. We may make changes to this schedule to better work with our kids.

SCHEDULE FOR GROUPS COMING MAY OR JUNE, 2007

- 8:30 Meet for morning training time
- 9:30 Training time dismisses
- 9:45 Morning Rainbow Express groups leave for their site
- 10:30 Morning Rainbow Express begins
- NOON Rainbow Express ends. Clean up, walk children home, etc., then return to Mission Arlington for lunch break. *Each student needs to have his/her own sack lunch. You will NOT have time to cook.*
- 1:15 Meet to worship and prepare for Rainbow Express
- 2:30 Depart for Rainbow Express
- 3:00 Rainbow Express begins
- 4:30 Rainbow Express ends. Clean up. Begin projects at Rainbow Express location or Mission Arlington.

By 6:00 PM, Regular projects end. Option nights to stay and participate in extended activities.

Dress Code

Mission Arlington's dress code is very basic. We ask all participants to dress modestly, comfortably, and in something where they are ready to work. Casual dress is fine all week long, Sunday included. Here are a few specific requests we make of all groups:

- Shorts are fine all week long. Please no short shorts.
- (Footwear is up to you, but because we do so much work and active play outside we recommend tennis shoes over flip-flops.)

Please remember that there are certain things you might wear at home working outside in the heat but that may not be the right image for knocking on doors and asking parents to let their children go with you. Because of this, please follow these additional guidelines all week long:

- T-shirts are great to wear, but please no tank tops or any other kinds of sleeveless shirts.
- Baseball caps are fine, but please wear forward at all times. Do not wear bandanas or any other type of head gear. (Winter headgear is okay if it's cold.)
- Wear clothing that does not have any message which might be a turn-off to others that would prevent them from hearing the real message you came to share. This may sound strange, but there are many Christian T-shirts that really are not a good idea to wear in a ministry context because they explain too little or belittle those who are not yet saved. When choosing Christian clothing, just make sure it's a message of love that people will respond well to, not something that could be a stumbling block before they ever get to hear your heart. Here are two examples of very common, popular youth group tees we have asked people to change:
 - One shirt that has popped up several times during the past couple of years is a bright red shirt that has the phrase "Heavy Drinker" emblazoned on the front in white letters. Underneath, in smaller letters it says John 7:37, which is explained on the back to say "If any man thirst, let him come to Me and drink". When you knock on a non-believer's door, remember that they might not even recognize that John 7:37 is a Scripture reference. All they see is a stranger asking to play with their children with a T-shirt that says they're an alcoholic.
 - Another shirt that several youth groups brought last year has a large picture of the game of jacks on the front, with the phrase "You don't know Jack if you don't know Jesus" in a giant black font. You will be working this week with Muslims, Buddhists, Hindus, Sikhs, and people from a myriad of other religious backgrounds. Would you want them to knock on your door with a T-shirt that says "You're ignorant if you don't follow my god"?

This week, dress like you will be doing everything else: intentionally pointing people to Christ.

Accommodations

Some of you, we know, will be spending the nights in a hotel or other location that you have set up. This page answers common questions for the rest of you who have chosen to stay in the accommodations that we provide.

- **Where will we be staying?** Mission Arlington uses several different types of facilities to house guests. All of them boil down to the same basic concept: a safe, clean floor to sleep on, showers, and a kitchen. Smaller groups (anything up to about twenty people) generally stay in our apartment churches. Larger groups generally stay in one of our community centers or in a local traditional church that partners with Mission Arlington. Because group sizes have a tendency to fluctuate so much at the last minute, we do not make final assignments of who will stay where until the week before your arrival.
- **How much does it cost?** We do not charge anything to stay in any of our accommodations because we are committed to the belief that God wants us to provide an open door for anyone who wants to come serve here. There are costs involved for items such as utilities, rent, maintenance, etc. Voluntary donations are very welcome, but not necessary. We believe God always provides.
- **What do I need to bring?** It is a good idea to plan as if you were coming into a completely empty facility. Often our supplies get accidentally packed up by groups when they are leaving and they don't realize it is not a part of what they brought. So, to be on the safe side it is wise to bring or buy here everything you might need: toiletries, kitchen supplies, air mattresses, and more.

Here are some other tips to prepare for a successful experience in our accommodations:

- **Be flexible and unpack only what you need each day:** Mission Arlington/Mission Metroplex is a very busy place. All of our facilities are constantly being used to reach people for the Lord. When you check in for your trip, you will be given a schedule of any activities that might be happening in the location where you are staying.
- **View your accommodations location as another ministry opportunity:** Every place where you will be staying, whether in an apartment or at one of our gyms, is surrounded by other apartments or neighborhoods where the people might know nothing of church except what they see in you. When you park your church van and climb out, the people around you know that you represent Mission Arlington, and much more importantly, our Savior. They may come over to ask you questions. The neighborhood children might want to play tag. Represent Christ in all that you do while you are there, from your behavior in the parking lot, to noise level inside, to how clean you keep the place. Let people see Him in you, and you will find that your "mission trip day" will not end when you return to your home away from home in the evenings.

Useful Items to Bring for Rainbow Express

Here are some items that may be useful for your group during Rainbow Express. Try to bring as many as you have and as cargo space permits. Some of these items can be borrowed from Mission Arlington/Mission Metroplex if you do not have a way to bring them.

- Some of the memory verse activities require simple supplies like balloons or popsicle sticks. (Since everything at Mission Arlington is donated, some of these items may not be available at Mission Arlington, so bring what you need.)
- Tarp (at least 10' by 10'): excellent to use for the children to sit on during Rainbow Express
- Posterboard: use it for memory verse posters, puzzles, etc.
- Puppets: Mission Arlington has some to loan if you don't have access to puppets
- Battery operated CD player (with batteries): *Very* important
- Water cooler and drinking cups: *extremely* good idea. It's hot in Texas.
- Craft supplies: Mission Arlington will provide some glue, scissors, crayons, etc. You may find it helps your group run smoother if you have some extras.
- Games equipment: cones, hula hoops, etc. will be very useful during your game time. *Note: Please do NOT bring balls or frisbees unless they are of the soft, "Nerf" foam variety. This is by request from the managers of the apartment communities where we hold Rainbow Express.*

Personal Packing Lists

Here is a personal packing list for each student and sponsor.

The Basics

- Clothing: see dress code. Bring plenty of comfortable clothing and be ready for Texas summer weather, which means temperatures ranging from 95° to 105° (or above).
- Bible: keep it with you all the time. It will be your most important lifeline for the week.
- Sleeping bag or other bedroll
- Air mattress or other cot
- Towels, washcloths, toiletries
- Your Rainbow Express material

A daily backpack

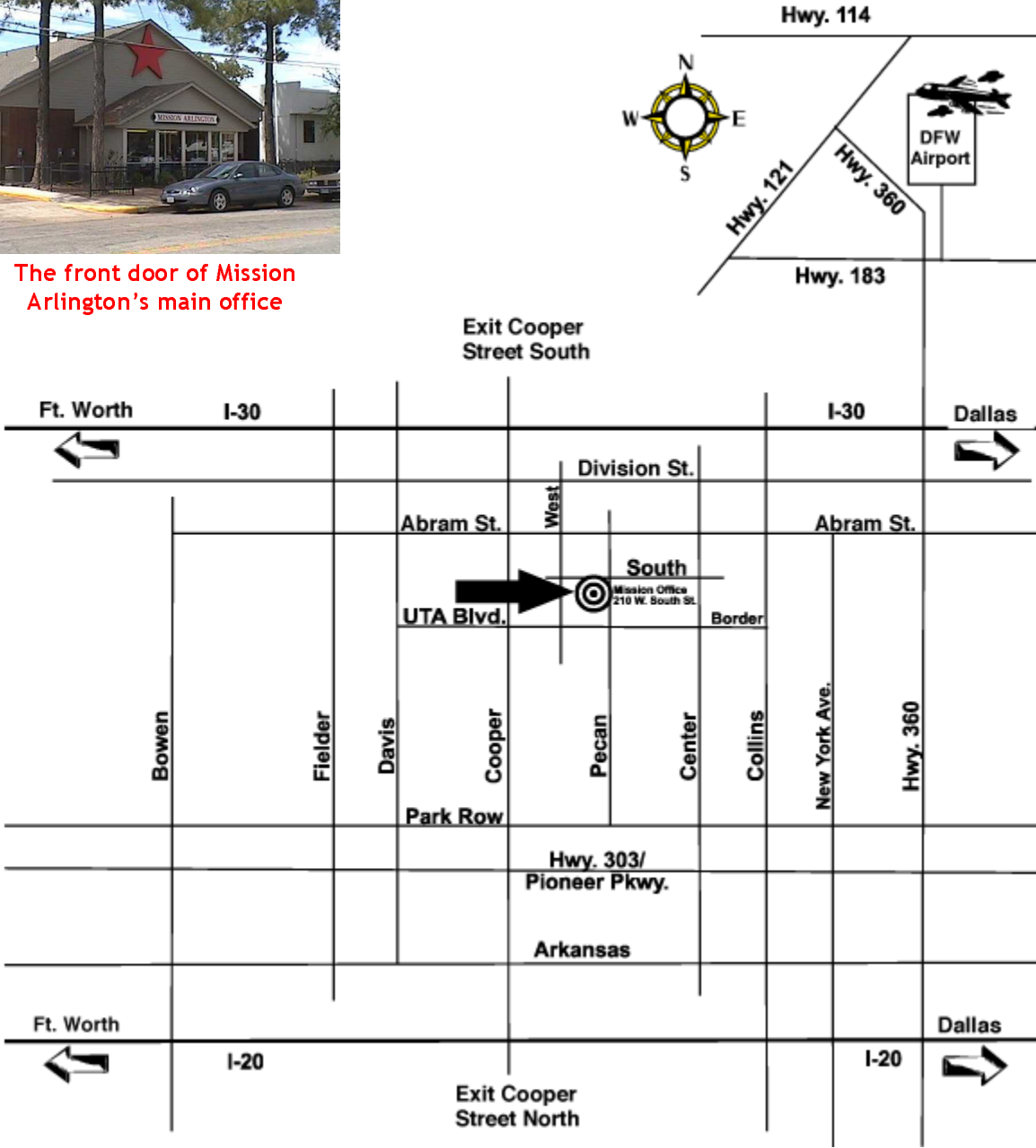
This optional suggestion is borrowed from some of our groups, and it has worked great for them. Have everybody bring a backpack with any or all of the following items:

- Extra Bibles to give away
- Small, basic first aid kit
- Trash bags for cleaning up while you are at Rainbow Express
- Water bottle (*very good idea*)
- Candy or small prizes to give away

Map to Mission Arlington



The front door of Mission Arlington's main office

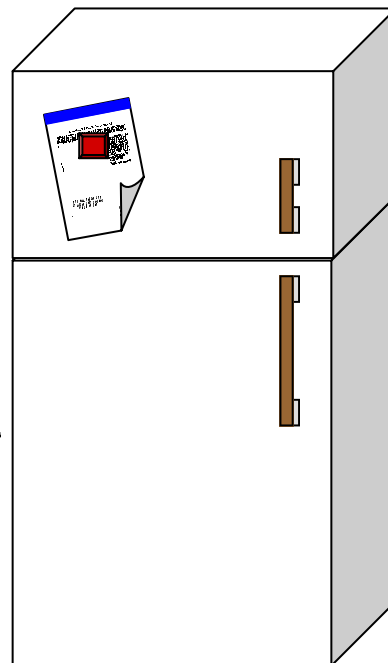


This map, which is not to scale, shows Mission Arlington/Mission Metroplex in relation to all of the major highways in and around Arlington.

The Refrigerator Sheet

FOR ALL PARENTS OF STUDENTS ATTENDING SUMMER MISSION TRIP

For our Summer Mission Trip this year we will be going to Mission Arlington / Mission Metroplex in Arlington, Texas. We will be serving with Mission Arlington through participating in apartment churches, leading Rainbow Express (Mission Arlington's version of a Vacation Bible School), and a variety of work projects.



- **Mailing Address:** 210 W. South Street, Arlington, TX, 76010. (Note—you are welcome to send students mail while they are at Mission Arlington. On the outside envelope indicate the name of the student and the name of the church or school with whom they are on Mission Trip.)
- **Website:** www.missionarlington.org
- **Phone:** 817-277-6620
- **Fax:** 817-277-3388
- **E-mail:** mission@missionarlington.org

T-Shirts

Every year Mission Arlington/ Mission Metroplex makes mission trip t-shirts available for groups. Shirts are available in sizes from Adult Small to XXX-Large for \$8 each. The money goes to help fund Rainbow Express and the free summer camps we provide each year for the children and teenagers from the Mission Arlington apartment churches. The theme for this year's shirt is "Let your light shine." There are three ways to order shirts:

1. Buy them while you are here.
2. Pre-buy with check or credit card. We will have them here for you when you arrive.
3. Pre-buy with check or credit card. We will mail them to you. There will be an extra charge for shipping that will depend on how many shirts you purchase.

(An order form to use for pre-orders is on the next page.)

If you need more information about shirts, or to place an order, call Matt at 817-277-6620 or e-mail matt@missionarlington.org.





T-Shirt Order Form

Group: _____
Contact name and phone number: _____
Receipt needed: Yes No

Date of order: _____

Small _____
Medium _____
Large _____
X-Large _____
XX-Large _____
XXX-Large _____
Total: _____
X \$8.00= _____

Method of Payment:

- Check
- Credit Card

For those paying with Credit Card:
Card type: (please circle)



Name as it appears on card: _____

Billing address of credit card: _____

City, State, Zip: _____

Credit Card Number: _____

Expiration date: _____

Total amount to be charged: _____

T-shirt purchases are optional. You may turn this sheet in when you are here or pre-buy by:

- Printing and faxing this form, along with credit card information, to 817-277-3388.
- Printing and mailing this form, along with a check made out to Mission Arlington, to 210 W South St, Arlington, TX, 76010.
- Calling 817-277-6620 with credit card information and sizes.

Most groups pick up their shirts when they arrive here. If you prefer, we can also mail the shirts to you, with you paying the shipping. If you would like the shirts mailed, please call and ask for Matt Hart.

Section Two

Rainbow Express Training Materials

- Descriptions of each Rainbow Express team member's role
- Team rosters
- Sample attendance sheet
- Rainbow Express outline
- Tips for a successful Rainbow Express
- Tips for working with teenagers that attend Rainbow Express
- Tips for preparing to share your personal testimony

Prepare the Team

Rainbow Express works best with teams of about 10-15 at each location. If your group is larger, consider dividing into two or more teams, and each team will lead a Rainbow Express at a different apartment community. Each team needs at least one adult. If you have one or more teams sharing a vehicle, let the Mission Arlington staff know so they can assign sites accordingly. A brief description of each team member's responsibilities is given on the following pages.

Team Responsibilities

Each team member will be given one or more of the following responsibilities:

- Team Leader
- Small Group Teachers/Helpers
- Song Leader
- Memory Verse Teacher
- Large Group Leader
- Puppet Team Coordinator
- Game Leader
- Attendance Taker
- Youth Leader

Team Leader

- ◆ Be the prayer leader for your group. Pray for your team, the people you will encounter in Arlington, and for the Mission Arlington workers that are preparing the way and will be doing follow up.
- ◆ Be in constant communication with Mission Arlington staff as you plan. Ask questions and offer suggestions. Make sure extra activities you are planning do not conflict with your responsibilities at Mission Arlington.
- ◆ Pick a member of each team for each of the team responsibilities. Give each member of the team a copy of the Rainbow Express material. **Remember that each team member will be a small group teacher or helper.** If you have a limited number of workers, one person can do more than one task.
- ◆ Give each member of your team a complete Rainbow Express curriculum packet so that they all can be familiar with every aspect of the program. Make sure they are prepared for their particular assignment.
- ◆ Oversee the preparation of all other team members. Be very familiar with the lessons and activities for each day. Ensure that any advance preparation needed for crafts, memory verse activities, or closing activities has been done.

PREPARATION TIP—There is a blank team roster on the next page. Make one copy for each of your teams and write in who will be fulfilling each responsibility. These sheets should be passed out to each adult sponsor in your group and to Mission Arlington coordinators while you are here. These rosters will make it much easier to keep track of who is assigned where. (You will not be able to fill in the Rainbow Express sites until you are at Mission Arlington.)

Rainbow Express Team Roster: Team _____

Contact Cell Phone Number:

AM Rainbow Express Site:
(to be filled in at Mission Arlington)

PM Rainbow Express Site:
(to be filled in at Mission Arlington)

Adult Sponsor(s):	
Team Leader:	
Large Group Leader:	
Song Leader:	
Memory Verse Teacher:	
Puppet Team Coordinator:	
Game Leader:	
Attendance Taker:	
Youth Leader:	
Small Group Teachers/ Helpers:	

Remember that one person can have more than one responsibility.

Small Group Leaders

- ◆ You will be telling the stories to your small group. Pray that God will prepare the hearts of the kids you will be sharing with to hear His message.
- ◆ Before you come, read all of the stories. Take the time to read them from the Bible and from the packet. Know each story well. As you tell the story have your Bible open to the story. **Never read to the kids word for word from the packet!**
- ◆ Help your children or youth to understand that the story they are learning comes from the Bible. The story you are telling is included at the front of each day's packet in two formats: word for word from Scripture, and then as an age-appropriate retelling for children. Be very familiar with the scripture and then use the retelling as a guide to communicate the themes to the children you are working with.
- ◆ Be excited about the story you are teaching. Have fun as you share the love of Christ. The kids need to know that you believe what you are saying and really want them to understand. Make eye contact with the kids and give them 100% of your attention and energy.
- ◆ Take the time to get to know the children in your small group. They need to know you care about them.
- ◆ Watch the kids as you teach. If you are losing their attention, try to involve them more. Make sure the kids hear the message.
- ◆ Review the story at the end by asking questions.
- ◆ All the lessons this week are about Jesus. Always have your Bible with you while you are leading your small group. Help the children understand that the stories you are teaching this week are true stories from the Bible that help us know how to follow Jesus.

PREPARATION TIP—It is often best to work in pairs. Have two workers in each small group. While one is leading the activity (telling the story, explaining the craft, etc.) the other can help children to listen, assist with crafts, and aid in other ways.

Song Leader

- ◆ You will be leading songs with your Rainbow Express group. Pray that God will help the kids to learn the songs so they can carry the message of Christ's love with them.
- ◆ There is a list of suggested songs at the end of this packet. You are not limited to doing only the songs in the list. Feel free to do any other children's songs that your group knows.
- ◆ Have songs chosen ahead of time that you will sing each day. You can take requests, but have a list of songs ready.
- ◆ Sing "stand up" songs with lots of motions first, then sing "sit down" songs to prepare the children for the puppet show or Bible story.
- ◆ Be sure all of the team members know the songs you are going to sing. All team members should sing with enthusiasm.

Memory Verse Teacher

- ◆ Pray that they will learn the verse of the week, so they can carry a piece of the Bible with them always.
- ◆ The verse of the week is:

English

For God loved the world so much that he gave his one and only Son, so that everyone who believes in him will not perish but have eternal life. God sent his Son into the world not to judge the world, but to save the world through him.
John 3:16-17 (NLT)

Spanish

Porque de tal manera amó Dios al mundo, que dio a su Hijo unigénito, para que todo aquel que cree en El, no se pierda, mas tenga vida eterna. Porque Dios no envió a su Hijo al mundo para juzgar al mundo, sino para que el mundo sea salvo por El. Juan 3:16-17 (LBLA)

- ◆ The children will have two opportunities to hear the memory verse each day: once in the opening time in a large group and once after the story time in a small group. You will be responsible for leading the memory verse activity in the large group.
- ◆ Read through the suggested activities ahead of time. Some require additional planning and/or materials. Make sure you have what you need.
- ◆ Make sure everyone on your team knows the activities you plan to use. Help the other small group leaders decide which memory verse activities they will do each day.
- ◆ Do not simply lead the activities as they are described in the packet. Spend time explaining. Help the children understand what the memory verse means.

PREPARATION TIP—Bring a poster with the memory verse to teach the kids the words. This is an extremely useful visual aid. There is a one-page poster at the end of the packet. Make sure each small group has one copy. Make a larger, posterboard size for use with the large group.

Puppet Team Coordinator

- ◆ Puppets can attract people to Rainbow Express and are a tool to share the message of Jesus. Pray that God will use your puppet shows to reach people.
- ◆ You need 3-4 people from your team to use a puppet for each show. Assign each person a “voice” (i.e. know who is singing the lead and who is doing the background).
- ◆ You will receive a CD of puppet songs to lip sync along with when you arrive at Mission Arlington. Use a few minutes each evening to practice the next day’s songs.
- ◆ The words to these songs are in the back of the packet. These songs talk about the messages of the stories. You are not limited to these songs. You can bring additional puppet songs or short skits to use. If you are going to use additional songs or skits, please let the Mission Arlington Staff know.
- ◆ Bring a battery-powered boom box for each team. If this is not possible, Mission Arlington will provide boom boxes when you arrive.

PREPARATION TIP—If at all possible bring a loud, portable, battery operated CD player for each team with you when you come.

Attendance Taker

- ◆ Pray for the children that will attend your Rainbow Express and for the Bible Study leaders that will follow-up with the children.
- ◆ The multi-housing communities where you will hold Rainbow Express are places with ongoing Mission Arlington Bible Studies, After School Programs, and other activities. The information you gather will be a valuable resource for the Mission Arlington teams doing follow-up after you are gone.
- ◆ THIS IS AN EXTREMELY IMPORTANT JOB! We need to know about every child that comes and where they live so that we can get them involved in weekly Bible study. Also, if a child accepts Christ as their Savior or needs special attention, you will mark this on the attendance sheet so that the appropriate follow-up takes place.
- ◆ As children arrive on the first day of Rainbow Express, ask for their name (first and last), age, apartment number, and building number (if applicable). *Please do not allow children to write on the attendance sheet.* Please neatly write down the information they give you.
- ◆ Be sure you have the attendance sheets before you depart for the site each day. Make sure you turn in these sheets after Rainbow Express each day. Mission Arlington will provide the blank sheets.

Large Group Leader

- ◆ Pray for the children you will be teaching. Pray that this week will change their lives.
- ◆ It is your responsibility to help the program flow from one activity into the next activity while in a large group.
- ◆ At the beginning of each day, lead a brief introduction to help transition into the small group times. During the opening time, ask the kids questions about what they learned the day before. See if any of them know the memory verse.
- ◆ Keep the kids involved and interested in everything you do.
- ◆ Always have your Bible with you while you are leading the large group. Help the children understand how much you love your Bible.
- ◆ Have fun with the character of the Large Group Leader. The theme for this week is helping children have a solid foundation in their lives through prayer, reading the Bible, obedience to God, and sharing Christ with others. Help play up the idea of God helping us build our lives by coming in character as a construction worker. Wear a tool belt, overalls, or a borrowed hard hat. Make it a fun interactive time that helps the children know that God wants to build them a strong life with Him.

Games Leader

- ◆ Be prepared to play some games before Rainbow Express begins as a way to gather and meet children. Play again afterwards to allow more interaction time with those that have come.
- ◆ Kids are more likely to listen to and interact with people who they know care about them. Playing games is one way to build relationships with the kids. Pray that God will use the game time to build relationships between your team members and the children.
- ◆ Find ways to incorporate the concepts of the memory verse and lessons for each day into games you are playing.
- ◆ There is a list of games at the end of this packet. You are not limited to the games on the list. Decide which games you are going to play each day. Involve everyone. Have some games prepared to play with older children and other games prepared to play with younger children.
- ◆ The apartment managers in the places you will be serving have asked Mission Arlington not to use regular balls or Frisbees or anything else that could potentially break windows in the apartment communities. If you want to use these items, bring soft, Nerf® type balls and toys that cannot cause any damage.

Youth Leader

This is a new position created to help your group share the gospel with the teenagers that will often gather around the periphery of your Rainbow Express. Choose two people (if possible one male and one female) to be ready to work with any youth.

- **PRAY!** Youth have always been a part of Rainbow Express, because groups like yours have always worked at making friends with the older students that hang out around your activities. However, we have really felt led this year to make a concentrated effort to expand the scope of Rainbow Express to include youth. Ask God to use the Rainbow Express that you lead exactly as He would desire.
- Be sensitive to the youth. Some may enjoy participating in parts of the regular Rainbow Express program, especially if they have younger siblings that are attending or if they are involved in helping in some way. Others will feel more comfortable staying completely separated from the children for the entire time.
- Be flexible. Every apartment community is different and every teenager is different. You might have no teenagers, you may have one, and there might be a dozen. Be prayerfully ready for whatever happens.
- Be sure to report any youth that attend on the Rainbow Express attendance sheet so that the Mission Arlington missionaries can effectively follow up.

There is no sure-fire method for working with youth, but here is one possible suggested schedule for a youth Rainbow Express:

While the children are:	The youth leaders are:
in opening large group: singing, puppets, memory verse, etc.	meeting any teenagers, going with them to invite their friends, etc.
in small groups: story, crafts	having the youth help to pass out craft supplies to children's small groups, then gathering in their own location. Lead a Bible Study based on the children's Bible Story for the day. Help the youth learn the memory verse.
in games time	having their own youth recreation time. See <i>Tips From A Mission Arlington Missionary</i> for ideas.

The Plan:

What to do at Rainbow Express

- ◆ Begin by gathering the children. The game leader and attendance taker will wait for the children at the site. All other team members need to **knock on doors**.
- ◆ As the children arrive, begin playing games. **Write down each child's name and apartment number** on the attendance sheet.
- ◆ After finishing the games, begin singing **songs**. You may want to sing a couple of songs, then do a puppet song, then sing another song, then a puppet song. This will give the puppet team a chance to rest their arms in between songs.
- ◆ A couple of students share their **testimony**.
- ◆ Ask for prayer requests and pray.
- ◆ The Memory Verse leader will lead the children in learning the memory verse during the first **memory verse activity**.
- ◆ Divide up into **small groups**, as small as you can depending on the number of children and people in your group. During this time you will tell them the **story**, make your **craft**, and do another **memory verse activity**.
- ◆ Each small group will lead a closing activity for their small group.
- ◆ Reassemble for a large group **closing time**. The Large Group Leader will lead a short review time to help wrap up the day's activities.
- ◆ Play **games** until it is time for Rainbow Express to end.
- ◆ Pass out **snacks** to each child and **walk them home**.
- ◆ **Pick up trash** and make sure your Rainbow Express site is clean before you leave.

Tips for a Successful Rainbow Express

- ◆ PRAY! This is what will make or break your week. Everything you do must be bathed in prayer.
- ◆ When you first get out to the apartment community, everyone needs to go door to door and round up the children. Some children will come early, so one or two people need to be ready to stay at the site to play games with the children (rather than knock on doors).
- ◆ Parents and older youth will probably stand around the perimeter. Get to know them, talk with them, and invite them to the Bible study at that particular apartment complex. You will receive the information about these Bible Studies when you are here.
- ◆ The opening and closing Large Group Times can be a difficult time to keep the children's attention. The more energy, preparation, and creativity you put in, the more interested and involved the children will become.
- ◆ Be sure you are always with the children. You can make a difference in their lives this week. They want and need your undivided attention.
- ◆ Love all the children. Try to get to know each of them.
- ◆ Remember that you have important jobs to be done. Don't forget your responsibilities.
- ◆ If you are not leading the singing or telling the story, sit among the children.
- ◆ Have fun! If you are having fun, the children will have fun. Likewise, if your attitude isn't the best, they will imitate your attitude.
- ◆ Everyone needs to make sure that every child and his/her apartment number are on the attendance list.
- ◆ Everyone work together and help each other.
- ◆ PRAY! Remember to **pray without ceasing** the whole week.

Tips About Working With Youth From A Mission Arlington Missionary

As you are out on property gathering the younger children for Rainbow Express, inevitably you will see older youth who could care less about hanging around with the little kids. Some of these youth will, however, hang out around the periphery of your Rainbow Express acting, of course, like they're not interested. But don't be fooled. If they're hanging out, they are interested. Maybe it's not easy to walk up to a young person whose hair may be pink, with earrings and tattoos in places they don't belong, and strike up a conversation. Or maybe they're gang wannabes, wearing the right gang colors, but in reality, they're just kids inside.

I pray that these tips, which have been effective in reaching youth in the apartment communities where we minister, will give you some guidance on ways to engage these youth in non-threatening ways.

- Introduce yourself: Don't wait for the youth to walk up to you—it won't happen. You (2 or 3 of you) should walk up to them, stick out your hand to shake theirs & introduce yourself. If you're meeting guys, invite them to throw the football, play soccer, or even wall-ball (at an appropriate place). Try to do this event somewhat removed from the younger kids because they may get distracted. If you're meeting girls who aren't interested in football, soccer, or wall-ball, just be prepared to sit with them and get to know them.
- Engage them: Maybe they can help you unload, carry boxes, pick up trash, help translate (lots of Spanish speaking kids will be attending Rainbow Express), play with the younger kids after Rainbow Express is over, etc. During this time, you will continue to get to know them.
- Develop a Relationship: Remember that in Jesus' ministry, he met physical & emotional needs a lot of time before he addressed a person's spiritual needs. Don't be judgmental even if their looks, language, or conversation startles you. Hopefully you will have four days with them, so get to know them and when the Spirit leads you, begin the conversation about a relationship with Christ. Don't make assumptions about whether or not they are believers. You'll come across both.
- Make Them Feel Special: You want them to know that you have planned this time for them. Come prepared with football, soccer ball, basketball, etc. Maybe bring an additional snack for them. Sit around with the youth & munch on chips or cookies while you get to know them. Bring a few Bibles (pick an easy to read translation like NIV) so as one reads they can all follow along. Keep the actual lesson time short—most of the time should be spent getting to know them & discussing the lesson.

NOTE—Keith & Julie, who wrote these tips, lead a team that has church in more than a dozen apartment communities in East Arlington and Grand Prairie. The teenagers from their apartment churches help to teach Bible Studies, train other teenagers, and lead Rainbow Express mission trips in several languages.

Tips on Preparing Your Testimony

- ***Be Brief***—Remember the age of the children you are working with. They have short attention spans. You want them to understand and remember your point. The longer you talk, the less they may walk away with. Your goal should be not more than five minutes each for two testimonies, six to seven minutes for one, tops.
- ***Be Simple***—Your children will not understand the phrase “I used to really struggle with trying to keep the reprobate, carnal impulses of my fleshly nature under control until I accepted the sanctifying work of the Lamb on the cross”. They will understand “When I pray and ask Jesus for help, He helps me do what God wants me to do”. Avoid the temptation to speak *churchese* while you share. Talk like you really talk.
- ***Be Animated***—Let your love for Jesus show in your words, face, gestures, and tone of voice. If you share your testimony like you would share a school report on 18th century garbanzo bean farming techniques, the children will not care. If you are excited about what Christ has done in your life, the children will be too.
- ***Be Excited***—Sometimes there is a temptation to think that your personal testimony may not be as interesting as somebody else’s. Remember that we never need to compare our relationship with Christ to another. It took just as much of Jesus’ sacrifice to save us as it did any other human being on the planet. Be excited and grateful for what God did in your life, whether it happened as an adult in prison or a five-year-old in Sunday School.
- ***Be Prayerful***—Like everything else you do this week, sharing your testimony must be bathed in prayer. Ask God to give you the right words and demeanor. Ask Him to prepare the hearts of the people that will be hearing.
- ***Give God the Glory***—This may sound obvious: but remember to make your testimony about God. Your testimony is not about the bad things you used to do. It’s not about the good things you do now. It is about the change that Jesus brought in your life. It is about His sacrifice and His forgiveness. Make sure people walk away from your testimony impressed by Jesus, not by you.

Section Three

Rainbow Express Curriculum

Stories, crafts, memory verse activities, and opening/closing activities for all four days of Rainbow Express

Day One

For God so Loved . . .

- Large Group
 - Songs
 - Puppets
 - Testimony
 - Memory Verse: Fast and Slow
- Small Group
 - Story: The Creation and the First Sin
 - Theme: God's Love and our Sin
 - *Highlights for discussion:*
 - Everything was made by God
 - God wanted everything to be perfect for us
 - Our sin is to blame for our separation from God
 - God loves us in spite of our sin
 - From the very beginning God promised to make a way to save us
 - Scripture to support today's story: Genesis 1-3, Romans 5:12-21, 1 Corinthians 15:21-23
 - Craft
 - Memory Verse Review
- Large Group
 - Story review questions

Day One

Pre-Rainbow Express Gathering

You will begin each day by knocking on doors and then playing games to help attract children to your Rainbow Express.

Song Time/Puppets

When it is time to begin your activities, have all the children sit down in a large group. It would be helpful to bring a tarp for them to sit on. When the children are together and seated on the tarp, begin your song time.

The Song Leader will come to the front of the group to lead songs. One or two others may also want to come to the front to help show motions. Be sure to have several songs ready to sing and that everyone in the group knows the songs.

During this time you will also have the puppets sing their song(s). Doing the puppet show in between songs can help keep the children's attention. You are provided with one song for each day. If the children are responding well and enjoying the puppet music, it is okay to perform more than one of the songs and repeat the songs from day to day.

Testimony

The theme for this whole week of Rainbow Express is *For God so Loved . . .* Each day you will be sharing stories, songs, crafts, and other activities that help the children understand that God loved the world so much that He sent a Savior. Obviously, the decision to follow Christ is an incredibly personal decision. It is important that the children and youth that attend your Rainbow Express understand that a personal relationship with Christ is a very important reality for the members of your group. Every day during the opening time one or two members of your group can share a short version of their testimony in front of the large group. The goal is to let the children see how listening and obeying as God has spoken in your life has made a practical and meaningful difference. *(For help on sharing in a way that will be age-appropriate and meaningful with children, each person who plans to give their testimony should read the sheet Tips on Preparing Your Testimony in the training materials section of this packet.)*

Memory Verse Activity

When the Large Group Leader finishes his opening time, the Memory Verse Teacher will come to the front to lead the memory verse activity. The large group memory verse activity for day one is "Fast and Slow". Have your poster of the memory verse available. Read through the verse all together several times to practice. Practice saying the memory verse faster and faster. Try saying it slower and slower. Say it in "slow motion", using exaggerated hand motions and deep slow motion voices.

Introduction of Today's Story--Building the Foundation

When the memory verse teacher is finished, the Large Group Leader will return to the front to provide a brief introduction to the day's theme and story. Each day you will re-introduce the concept that God loves us and shares that love with us for children that are attending for the first time. Take time to sum up the previous day's stories and themes. Be sure each day to introduce the theme for the day's story. The

TIP—The Large Group Leader should serve as a sort of "master of ceremonies" to keep each activity flowing smoothly. He should not, however, tell the day's Bible story. That will go much smoother in the small group time. Children listen more attentively in smaller groups.

Day One

stories for the whole week are intended to show how God has worked throughout time to bring people closer to Him. Help the children understand that God knows that we have done wrong, things but loves us anyway. God wants desperately for all people to know Him and accept Christ as their Savior. When you have finished this introduction, divide the children into small groups so that they can learn their story.

Small Group Story Time

The text provided here is to serve as a guide for you while you tell the story. Read it through several times and be able to tell it from memory. It is not important to be able to recite this story word-for-word. Your goal is to be able to relate the story to a level children will understand. Use the wording included here as suggestions to help you make these concepts understood by elementary age children. Feel free to adapt these words to fit well with your own style.

Today's Story: Creation and the First Sin

Before there was anything, there was God. He had always been. God was before there was light, wind, water, or trees. God was before there were fish, animals, or people. When there was nothing else, there was God.

God decided to create. He spoke when there was nothing. He created everything that is with only His words. First God said "Let there be light." Where there was only nothing, there was light. God continued to create. He spoke and there was sun, moon, and stars. There were oceans, eagles, slugs, and seeds. There were rivers, worlds, and then last of all, there were people. God spoke and created the first man and woman.

God created people because He wanted to have a loving relationship with us. God loves people, and He deeply wants us to love Him back. The first two people God created were a husband and wife named Adam and Eve.

God gave Adam and Eve everything that they needed. He created a beautiful garden for them to live in. In that first garden, everything was like God wanted it to be. All the animals were friends to Adam and Eve. They were never sick. No day was too hot. No day was too cold. Rocks did not cut Adam and Eve's bare feet. Dogs did not bite. Adam and Eve never had to be hungry or thirsty. They had everything they needed in the garden. Adam and Eve were never going to die. They were going to live forever in that perfect place God had made for them. Best of all, God was Adam and Eve's friend. God himself used to come to the garden to visit Adam and Eve. He would walk together with them and speak to them face to face, just like you talk with your friends.

Can you imagine how wonderful it must have been to live in the garden? It was a beautiful place, especially designed by God for people to live in and enjoy. God made the garden so that He could spend time in it with people. God's plan was for all people to live in the perfect world He made and spend time with Him. God wanted all people to personally know Him and walk with Him.

Something happened, though, didn't it? You can look around and see that the world is not perfect anymore. The world has changed from the way God made it. There are still lots of wonderful things here, but there are lots of changes too. Now the sun that kept Adam and Eve warm also burns our skin if we stay outside too long. The cool water that we drink also destroys homes when it floods. The animals that are our pets also bite. The trees still grow delicious fruit to eat, but they grow some things that make us sick too. What happened to change everything? Why isn't the world perfect any more? The Bible says that the answer is something called *sin*.

Adam and Eve's lives in the garden were perfect. They had no problems, and they did not even know about any. Adam and Eve had never heard of *disobeying* or *evil*. They did not know about *suffering* or *wrong* or *death*. When God created the garden, He put one very different tree in the center. This tree grew a special fruit. God knew that anyone who ate of this fruit would stop being His friend. They would learn to do wrong. God gave Adam and Eve a warning: "You are free to have anything you want from this garden. Every tree, every plant, every vegetable, and

Day One

every fruit is yours free to eat. Only do not eat of this one tree, the tree of the knowledge of good and evil. If you eat from that tree, you will die.”

At first Adam and Eve lived just like God wanted them to. They enjoyed God’s wonderful garden, and He walked with them in it. Then one sad day Adam and Eve made a choice that changed everything. They were walking through the garden when they passed near the tree of the knowledge of good and evil. Somebody was waiting for them there.

Lucifer, one of the angels God created, had become jealous. Lucifer turned to evil. He tried to make himself in charge instead of God. As punishment, Lucifer lost his place in God’s home in Heaven. Lucifer has never stopped hating God. He was no longer an angel, and now we call him the devil. The devil hates God so much that he tries to mess up God’s friendships with people.

That day the devil was in the garden. He had made himself look like a snake. When Adam and Eve came near the tree, he spoke to them. “Did God tell you that you cannot eat any of the fruit in the garden?” He asked.

“Oh no,” Eve answered. “God lets us have anything we want from the garden. We can eat from any tree except this one. If we eat from this tree, God says we will die.”

“You will not die,” the devil lied. “God does not let you eat from that tree because He is selfish. He knows that if you eat from that tree, you will be as smart as He.” Everything the devil told them was a lie, but Adam and Eve made a terrible choice. They decided to listen to that liar the devil instead of listening to God.

Eve reached out and picked a fruit from the tree. She ate some and gave some to her husband Adam who was with her. They both ate some of the fruit. As soon as they took a bite, they knew they had done wrong. Adam and Eve became ashamed. They knew that they had disobeyed God’s only rule for them. They were so sad about what they had done that they did not even want to see God. They hid themselves in the bushes when they knew that God was coming to walk with them. That was the first time that they ever tried to be away from God.

God knew all that had happened. It broke His heart that they had disobeyed Him. He knew that their friendship with Him was gone. God knew that people would not be able to stay loving friends with Him if they were not going to listen to Him. That afternoon God went to the garden like always. He wanted to give Adam and Eve the chance to tell Him the truth about what they had done. Instead, Adam and Eve stayed hidden.

God knows everything that happens. He knew where Adam was hiding, but He gave the man a chance to do the right thing and tell Him the truth. “Adam, where are you hiding?” God called out.

Adam nervously came forward. “I knew you were coming so I hid,” Adam said. “I was ashamed.”

“And have you eaten from the tree I told you to stay away from?” God asked.

Adam was afraid. He and Eve had always been kind to each other. They had never before lied or done anything wrong to each other. Now, for the first time, Adam was unkind to Eve. “I did eat some of the fruit,” Adam said. “But it was not my fault. Eve gave it to me.”

God was sad that Adam tried to blame Eve instead of just admitting he had done wrong. Next, God turned to Eve. “What have you done?” God asked her.

“It is not my fault,” Eve said. She also tried to blame somebody else for what had happened. “The snake tricked me into eating it.” God knew what the snake had done, but He also knew that Adam and Eve had decided to believe the snake instead of Him. He knew it was Adam and Eve’s own decision to not listen to Him.

God was very sad about what Adam and Eve had done. They had broken His rule. They had committed the first *sin*. Sin is anything we think, do, or say that goes against what God wants. They had lost their place in His garden. God sent Adam and Eve away from the garden. He told them that now everything was changed. They would have to work hard for their food. Their sin changed the whole world. Some of the animals became mean. Sickness came for the first time. Days became too hot or too cold. People began to become old, and then to die. Worst of all, people had lost their friendship with God. By disobeying Him, all people lost the chance to walk face to face in the garden with God.

Day One

God's heart was broken. He was very sad that the people had left Him. But God did not leave people. That day God made a promise. He promised to make a way to take away sin. God promised that He would give people a new opportunity to love Him, because He has never stopped loving us. God promised a Savior, somebody that would come to save the world from sin. Every day since those first days, God has been working to take away sin and bring people back to Him.

The Savior God promised is named Jesus. Jesus is both God's son and God himself, something so wonderful it is hard for us to even understand. Jesus came and made a way for all sins to be taken away. Jesus gave up His own life and allowed Himself to be killed on a cross. Then three days later, He came back to life. Since Jesus had never sinned, His death became the punishment for our sin. Now all people can have the opportunity to accept Jesus as their Savior. If you would like to know how to do so, just let us know. We would love to help.

Each day you will close the story time with an invitation to accept Jesus. Say something like this: God wants everybody to follow Him. The problem is that sometimes we do bad things that the Bible calls sin. A sin is any thing that we do that God does not want us to do. God still loves us, even though we sin. That's why Jesus came. Jesus died on the cross to be punished for our sins. Then on the third day He came back to life. Now, for anybody who asks, Jesus will take away our sins and become a part of our lives. He will help us to follow Him. The Bible says that if we believe Jesus in our hearts and follow Him, He will save us from our sin and help us to follow God. Then one day we will be with Him in heaven. Anybody that wants to choose to follow Jesus can do that today. We would love to help you know how.

Prayer Time

Take this time after the story to pray with the children in your small group. Ask them for things they would like to pray about. Tell God how awesome He is. Ask Him to help you and the children in your small group to listen to God and obey Him. Pray that the children in your group will get to know God and feel the love He has for them.

Craft

While still in your small groups, lead the children in making the craft or filling out the activities packet for the day. The craft time is not only a way to reinforce the lesson, but it also allows time to get to know the children in your small group. During this time, ask them questions about their families, friends, and school. Invest in their lives. For today's craft time you will give each child an activity packet with pictures to color and various puzzles to solve.

Supplies needed: crayons, 1 activities packet for each child

Note—an activities packet for days 1,2, & 4 is included in the Supplements and Handouts portion of this curriculum. These pages are copyright free and available for reproduction. You may also find additional resources such as more coloring pages by searching on-line or using Bible coloring pages. We will have some copies of these types of additional materials available for you here during your trip. Day 3 you will be making a bead bracelet to share the plan of salvation instead of packets.

Memory Verse Activity

Each day the small group time will include a Memory Verse Activity. The Memory Verse time is one of the most important activities of the day. We want these children to remember God's word and why it is important to them. A list of potential activities is included in the Supplements and Handouts portion of this packet. Use a different idea from that list each day to help the children learn the words of the verse and to explain why it applies to their lives. (Some require extra preparation, so be sure to review the list in advance.) The memory verse for this week is:

Day One

English

For God loved the world so much that he gave his one and only Son, so that everyone who believes in him will not perish but have eternal life. God sent his Son into the world not to judge the world, but to save the world through him. John 3:16-17 (NLT)

Spanish

Porque de tal manera amó Dios al mundo, que dio a su Hijo unigénito, para que todo aquel que cree en El, no se pierda, mas tenga vida eterna. Porque Dios no envió a su Hijo al mundo para juzgar al mundo, sino para que el mundo sea salvo por El. Juan 3:16-17 (LBLA)

TIP—There are one page posters with the memory verse for older and younger children in English and in Spanish in the Supplements and Handouts portion of this packet. Having a copy of the one page memory verse poster with you can help you teach the verse.

Wrap Up

Each day you will end your Rainbow Express in a large group session. Have all the children return to the tarp where you started. Sometimes the movement from small groups to large group becomes distracting, especially to younger children. If you find your children becoming noisy as you return to your large group, consider singing a few songs to help everybody focus again.

The last thing you will do before games and snacks is to review the memory verse and the day's lesson. Have the large group leader give a brief re-telling of the day's story. As you tell the story, frequently pause to let the children answer questions and fill in the blanks about the lesson. When you finish reviewing the story, have everybody say the memory verse together one last time.

Game Time/Snacks

When you are finished, pray together and be ready to play games until the end of the Rainbow Express program. After the game time, pass out snacks, clean up the area, and walk everyone home. Return to Mission Arlington to turn in your materials and attendance sheet.

Day Two

For God so Loved . . .

- Large Group
 - Songs
 - Puppets
 - Testimony
 - Memory Verse: Loud and Soft
- Small Group
 - Story: God Saves His People from Slavery
 - Theme: God Sends Instructions to Help People Know How to Live
 - *Highlights for discussion:*
 - God promised that a Savior would come
 - God's word contains instructions and rules to help our lives
 - The instructions help us, but do not take away our sins. Only the Savior can take away our sins.
 - God takes care of those who follow Him.
 - Scripture to support today's story: Exodus 1:8-14, 5:1-2, 7:1-12:42, 14:5-31, 19:1-20:17, Romans 7:7-8:4
 - Craft
 - Memory Verse Review
- Large Group
 - Story review questions

Day Two

Pre-Rainbow Express Gathering

You will begin each day by knocking on doors and then playing games to help attract children to your Rainbow Express.

Song Time/Puppets

When it is time to begin your activities, have all the children sit down in a large group. It would be helpful to bring a tarp for them to sit on. When the children are together and seated on the tarp, begin your song time.

The Song Leader will come to the front of the group to lead songs. One or two others may also want to come to the front to help show motions. Be sure to have several songs ready to sing and that everyone in the group knows the songs.

During this time you will also have the puppets sing their song(s). Doing the puppet show in between songs can help keep the children's attention. You are provided with one song for each day. If the children are responding well and enjoying the puppet music, it is okay to perform more than one of the songs and repeat the songs from day to day.

Testimony

The theme for this whole week of Rainbow Express is *For God so Loved . . .* Each day you will be sharing stories, songs, crafts, and other activities that help the children understand that God loved the world so much that He sent a Savior. Obviously, the decision to follow Christ is an incredibly personal decision. It is important that the children and youth that attend your Rainbow Express understand that a personal relationship with Christ is a very important reality for the members of your group. Every day during the opening time one or two members of your group can share a short version of their testimony in front of the large group. The goal is to let the children see how listening and obeying as God has spoken in your life has made a practical and meaningful difference. *(For help on sharing in a way that will be age-appropriate and meaningful with children, each person who plans to give their testimony should read the sheet Tips on Preparing Your Testimony in the training materials section of this packet.)*

Memory Verse Activity

When the Large Group Leader finishes his opening time, the Memory Verse Teacher will come to the front to lead the memory verse activity. The large group memory verse activity for day two is "Loud and Soft". Have your poster of the memory verse available. Read through the verse all together several times to practice. Practice saying the memory verse together. Slowly begin to increase the volume. Divide the children into two or more teams. Have them try saying the verse together as a team. See who can say it loud and who can say it soft. Try playing Telephone by having all the children sit in a circle. Have the verse travel around the circle by having each child whisper the next word in the verse to their neighbor.

Introduction of Today's Story--Building the Foundation

When the memory verse teacher is finished, the Large Group Leader will return to the front to provide a brief introduction to the day's theme and story. Each day you will re-introduce the

TIP—The Large Group Leader should serve as a sort of "master of ceremonies" to keep each activity flowing smoothly. He should not, however, tell the day's Bible story. That will go much smoother in the small group time. Children listen more attentively in smaller groups.

Day Two

concept that God loves us and shares that love with us for children that are attending for the first time. Take time to sum up the previous day's stories and themes. Be sure each day to introduce the theme for the day's story. The stories for the whole week are intended to show how God has worked throughout time to bring people closer to Him. Help the children understand that God knows that we have done wrong, things but loves us anyway. God wants desperately for all people to know Him and accept Christ as their Savior. When you have finished this introduction, divide the children into small groups so that they can learn their story.

Small Group Story Time

The text provided here is to serve as a guide for you while you tell the story. Read it through several times and be able to tell it from memory. It is not important to be able to recite this story word-for-word. Your goal is to be able to relate the story to a level children will understand. Use the wording included here as suggestions to help you make these concepts understood by elementary age children. Feel free to adapt these words to fit well with your own style.

Today's Story: God Saves His People from Slavery

God was sad that people sinned. Our sin made us leave the perfect garden that God had made for us. Our sin destroyed our friendship with God. Our sin brought all kinds of trouble into the world God had made.

God did not stop loving people after they sinned. In fact, the very same day that people had to leave the garden, God began a plan to get rid of sin. God promised that he would send a Savior, somebody that would come to save the world by taking away our sins.

Before God sent a Savior, He had to show people that they needed one. God wants to take away sin, but first He had to show people why. All people have problems because of sin, but not all people knew that God could help them. Some people tried not to listen to God. They sinned more and more, and brought more and more problems for themselves.

God picked one group of people to begin His plan in. He chose people called the Hebrews and began to give them instructions. God promised the Hebrews that if they would listen to Him, He would help them. God promised to bring help to the whole world through the Hebrews.

Many thousands of years ago, the Hebrew people went through a time when it was difficult to find food in their own land. They traveled away from their own homes to the country of Egypt, where there was plenty of food. At first, living in Egypt was a great help to the Hebrews. But over the years, things changed. A new king in Egypt did not like the Hebrews. He did not like that they lived in his land. He killed many of the Hebrews and made the rest work as slaves for him.

The Hebrews suffered much under the Egyptian king. They cried to God. They asked Him to help rescue them from being slaves in Egypt. God heard the Hebrews' request. He promised to save them from slavery. What the Hebrews did not realize was that saving them from Egypt was a part of God's even bigger plan to save all people from sin.

God told two men named Moses and Aaron to go to the Egyptian king. Moses told the king that God wanted the Hebrews to be set free. "God says to let my people go," Moses said. God did amazing things around Moses and Aaron to prove that He really sent them to the king. Aaron threw a stick on the ground and it turned into a snake. Aaron picked the snake up, and it turned back into a stick. Aaron touched the river with his stick, and all the water turned to blood. God did these and many other incredible things so that the Egyptian people would know who God was. God wanted them to listen to Him and let the people go.

The Egyptian king refused to listen to God. He would not allow the Hebrews to leave, even when God did things like make the sky dark for days or send a storm so powerful that the hail turned to fire when it struck the ground. Finally God sent the people one last message: "Tonight about midnight the firstborn in each home will die."

God knew that at last the Egyptian king would believe that He was in charge and not any human. It was sad that something so terrible had to happen to set the Hebrews free. God did not

Day Two

want the people to have to suffer. He told Moses to give the people a choice. If they already believed in God and followed His instructions, they would have a way to save their families. Any family that trusted God should eat a lamb that night. When they cooked the lamb, they should put some of the blood from the lamb above the doors of their homes. When God came to Egypt that night, He would see the houses that believed Him and put the blood above their doors. Nothing bad would happen to the families in those homes. God would use that blood to save those people from death.

That night, everything happened just as God said. All over Egypt people began to cry because they had lost members of their family. Only in the homes where the people had listened to God was there no death. God had used the blood from the lamb to save His people. The Egyptian king finally believed what Moses said. That same day he let all of the Hebrew people go free.

The Hebrew people were excited to leave. They took their families, their belongings, and their animals and started the long, long journey home. They were full of joy that God had saved them. Not long after the Hebrews left Egypt, the king changed his mind. He wished that he had not let all of his slaves leave him. The king sent his army to bring the Hebrews back. The Hebrews were terrified when they saw the army following them. They were sure that they would be killed by the Egyptians.

God saw that the army was chasing the Hebrews. He told the Hebrews to go stand in front of a huge sea. The Hebrews obeyed, but they did not understand why. Some of them thought it would be impossible for God to save them now. When the Egyptians got close to the Hebrew camp, God sent a wind so powerful that it pushed the sea's water out of the way. The Hebrew people walked through the sea on dry land, with walls of water on both sides. When the Egyptians tried to follow them, God stopped the wind and the water came crashing back down on top of their army. God had saved His people once again.

God led the Hebrew people out of Egypt. He began to lead them on the long journey back to their homes. One day God stopped the Hebrew people at the foot of a mountain called Sinai. God told all the people to wait at the bottom of the mountain while He brought Moses up on the mountain to talk to him. On the mountain God taught Moses how to teach the people that they should live. He gave Moses a list that would help the people to stay away from sin and stay friends with God. The list helped the people know what they should do and what they should not do. It gave God's rules like "Be respectful to your father and mother" and "Do not tell lies against people". Of all the instructions that God gave, the two most important were for the people to love Him and to love each other. God told Moses to make sure all the people followed these instructions.

As the many years passed, God continued to teach the people how to follow His words. Sometimes the people listened to God and things went well with them. Even though they still had the problems of sin, God helped to make the problems less as they obeyed His instructions. Sometimes the people did not listen to God. Then as their sins became more and more, their problems got worse and worse too. Always though, no matter how bad things became, God would always let the people know that if they would return to Him and follow Him, He would help them again.

God's instructions helped all of the people. Over time, they began to think that these instructions must be God's whole plan to save them. They did not understand how wonderful God's plan really was. God's instructions helped them know how to sin less, but God had an even better plan: a plan to take away people's sins. God had been planning this from the beginning, ever since that very first sin in the garden.

God promised that a Savior would come. This Savior would use his own blood to save people from sin. Just like God had used the lamb blood to save the Hebrews from the Egyptians, the Savior's blood would make a way to save people from their sins. The Savior's name was Jesus, God's own son. God sent Jesus to save us. He left Heaven and came to Earth. During Jesus' time on Earth He never sinned. Then He gave up His life for all people by allowing Himself to be killed on a cross. Since Jesus had never sinned, His death became the punishment for all sin. On the third day after His death, Jesus came back to life. Now God invites all people to let Jesus be their

Day Two

Savior. If you would like to know how Jesus can save you, please ask us. We would love to tell you about God's plan to save you.

Each day you will close the story time with an invitation to accept Jesus. Say something like this: God wants everybody to follow Him. The problem is that sometimes we do bad things that the Bible calls sin. A sin is any thing that we do that God does not want us to do. God still loves us, even though we sin. That's why Jesus came. Jesus died on the cross to be punished for our sins. Then on the third day He came back to life. Now, for anybody who asks, Jesus will take away our sins and become a part of our lives. He will help us to follow Him. The Bible says that if we believe Jesus in our hearts and follow Him, He will save us from our sin and help us to follow God. Then one day we will be with Him in heaven. Anybody that wants to choose to follow Jesus can do that today. We would love to help you know how.

Prayer Time

Take this time after the story to pray with the children in your small group. Ask them for things they would like to pray about. Tell God how awesome He is. Ask Him to help you and the children in your small group to listen to God and obey Him. Pray that the children in your group will get to know God and feel the love He has for them.

Craft

While still in your small groups, lead the children in making the craft or filling out the activities packet for the day. The craft time is not only a way to reinforce the lesson, but it also allows time to get to know the children in your small group. During this time, ask them questions about their families, friends, and school. Invest in their lives. For today's craft time you will give each child an activity packet with pictures to color and various puzzles to solve.

Supplies needed: crayons, 1 activities packet for each child

Note—an activities packet for days 1,2, & 4 is included in the Supplements and Handouts portion of this curriculum. These pages are copyright free and available for reproduction. You may also find additional resources such as more coloring pages by searching on-line or using Bible coloring pages. We will have some copies of these types of additional materials available for you here during your trip. Day 3 you will be making a bead bracelet to share the plan of salvation instead of packets.

Memory Verse Activity

Each day the small group time will include a Memory Verse Activity. The Memory Verse time is one of the most important activities of the day. We want these children to remember God's word and why it is important to them. A list of potential activities is included in the Supplements and Handouts portion of this packet. Use a different idea from that list each day to help the children learn the words of the verse and to explain why it applies to their lives. (Some require extra preparation, so be sure to review the list in advance.) The memory verse for this week is:

TIP—There are one page posters with the memory verse for older and younger children in English and in Spanish in the Supplements and Handouts portion of this packet. Having a copy of the one page memory verse poster with you can help you teach the verse.

English

Day Two

For God loved the world so much that he gave his one and only Son, so that everyone who believes in him will not perish but have eternal life. God sent his Son into the world not to judge the world, but to save the world through him. John 3:16-17 (NLT)

Spanish

Porque de tal manera amó Dios al mundo, que dio a su Hijo unigénito, para que todo aquel que cree en El, no se pierda, mas tenga vida eterna. Porque Dios no envió a su Hijo al mundo para juzgar al mundo, sino para que el mundo sea salvo por El. Juan 3:16-17 (LBLA)

Wrap Up

Each day you will end your Rainbow Express in a large group session. Have all the children return to the tarp where you started. Sometimes the movement from small groups to large group becomes distracting, especially to younger children. If you find your children becoming noisy as you return to your large group, consider singing a few songs to help everybody focus again.

The last thing you will do before games and snacks is to review the memory verse and the day's lesson. Have the large group leader give a brief re-telling of the day's story. As you tell the story, frequently pause to let the children answer questions and fill in the blanks about the lesson. When you finish reviewing the story, have everybody say the memory verse together one last time.

Game Time/Snacks

When you are finished, pray together and be ready to play games until the end of the Rainbow Express program. After the game time, pass out snacks, clean up the area, and walk everyone home. Return to Mission Arlington to turn in your materials and attendance sheet.

Day Three

For God so Loved . . .

- Large Group
 - Songs
 - Puppets
 - Testimony
 - Memory Verse: Teams
- Small Group
 - Story: The Savior Comes
 - Theme: God's Only Son Jesus Died and Rose Again to Save the World
 - *Highlights for discussion:*
 - Jesus was God's son
 - Jesus was the Savior God had promised
 - Accepting Jesus as our Savior is the *only* way to go to Heaven
 - Jesus took the punishment for our sins willingly because He loves us
 - Scripture to support today's story: John 10:22-38, 12:12-19, 18:1-19:42, Luke 24:1-10, Romans 6:3-11, 10:5-13
 - Craft
 - Memory Verse Review
- Large Group
 - Story review questions

Day Three

Pre-Rainbow Express Gathering

You will begin each day by knocking on doors and then playing games to help attract children to your Rainbow Express.

Song Time/Puppets

When it is time to begin your activities, have all the children sit down in a large group. It would be helpful to bring a tarp for them to sit on. When the children are together and seated on the tarp, begin your song time.

The Song Leader will come to the front of the group to lead songs. One or two others may also want to come to the front to help show motions. Be sure to have several songs ready to sing and that everyone in the group knows the songs.

During this time you will also have the puppets sing their song(s). Doing the puppet show in between songs can help keep the children's attention. You are provided with one song for each day. If the children are responding well and enjoying the puppet music, it is okay to perform more than one of the songs and repeat the songs from day to day.

Testimony

The theme for this whole week of Rainbow Express is *For God so Loved . . .* Each day you will be sharing stories, songs, crafts, and other activities that help the children understand that God loved the world so much that He sent a Savior. Obviously, the decision to follow Christ is an incredibly personal decision. It is important that the children and youth that attend your Rainbow Express understand that a personal relationship with Christ is a very important reality for the members of your group. Every day during the opening time one or two members of your group can share a short version of their testimony in front of the large group. The goal is to let the children see how listening and obeying as God has spoken in your life has made a practical and meaningful difference. *(For help on sharing in a way that will be age-appropriate and meaningful with children, each person who plans to give their testimony should read the sheet Tips on Preparing Your Testimony in the training materials section of this packet.)*

Memory Verse Activity

When the Large Group Leader finishes his opening time, the Memory Verse Teacher will come to the front to lead the memory verse activity. The large group memory verse activity for day three is "Teams". Have your poster of the memory verse available. Read through the verse all together several times to practice. Divide your children into teams. Have the teams compete saying the memory verse many different ways: loudest, softest, fastest, slowest, telephone style, English, Spanish, with hand motions, etc.

Introduction of Today's Story--Building the Foundation

When the memory verse teacher is finished, the Large Group Leader will return to the front to provide a brief introduction to the day's theme and story. Each day you will re-introduce the concept that God loves us and shares that love with us for children that are attending for the first time. Take time to sum up the previous day's stories and themes. Be sure each day to introduce the theme for the day's story. The stories for the whole week

TIP—The Large Group Leader should serve as a sort of “master of ceremonies” to keep each activity flowing smoothly. He should not, however, tell the day's Bible story. That will go much smoother in the small group time. Children listen more attentively in smaller groups.

Day Three

are intended to show how God has worked throughout time to bring people closer to Him. Help the children understand that God knows that we have done wrong, things but loves us anyway. God wants desperately for all people to know Him and accept Christ as their Savior. When you have finished this introduction, divide the children into small groups so that they can learn their story.

Small Group Story Time

The text provided here is to serve as a guide for you while you tell the story. Read it through several times and be able to tell it from memory. It is not important to be able to recite this story word-for-word. Your goal is to be able to relate the story to a level children will understand. Use the wording included here as suggestions to help you make these concepts understood by elementary age children. Feel free to adapt these words to fit well with your own style.

Today's Story: The Savior Comes

For thousands of years God had been working His plan to save people from their sins. Ever since Adam and Eve sinned for the first time in the garden, God promised that a Savior would come to take away the sin of the world.

God sent us His instructions and laws to the Hebrews to help people while we waited for the Savior to come. These instructions helped people know how they could sin less and be closer to a friendship with God. The laws were helpful to people, but the Savior that God promised would come from the Hebrews would be something much more wonderful.

Two thousand years ago the time finally came for God to carry out the next step of His plan. God sent His Son Jesus to come to Earth. Jesus, who had forever been with God, left His perfect home in Heaven to be born as a human baby just like you or me.

Jesus lived His life on earth differently than anybody else before or since: He never sinned. Not once did Jesus ever do or say anything that went against what God wanted. Instead, Jesus lived His life teaching people that God loved them.

Jesus gathered a group of people that traveled with Him everywhere He went. Jesus walked from town to town, telling people about God's love. He reminded people that more than anything God wants to save us from our sins so that we can love Him and love each other.

As Jesus traveled around, He did amazing things to show people that He truly was God's son. He made blind people able to see and deaf people able to hear. He turned five small loaves of bread and two fish into enough food for thousands of people. He spoke to the wind and the rain and they obeyed what He said. Jesus walked on water, cured diseases, and even raised dead people back to life.

Everywhere He went, people began to become excited about Jesus and His message. Some people were very happy. They were glad to hear that God loved them, even though they had sinned. They were happy to know that God wanted to take away their sins. They believed that Jesus was the Savior that God had been promising for so long.

Other people were not happy. They did not like Jesus' message. They did not believe that Jesus was God's Son. They were very angry about everything that Jesus did and taught.

Do you know why these people were so angry? They were people that for a long time had followed God's instructions. They made following the rules the most important thing in their lives. In fact, they worked so hard at following the rules that they forgot the reason for the rules in the first place.

Remember that God gave His instructions in the first place to help people know how to love Him and sin less. Sadly, many people began to treat the rules as more important than God Himself. Part of Jesus' message was that more than anything else God is a God of love. He loves people and cares for people. This message angered the people who had begun to love God's rules more than they loved God.

As Jesus continued to teach, more and more people came to listen to His message. Everywhere Jesus went huge crowds followed Him. The more popular Jesus' teaching became, the angrier His enemies were.

Day Three

One Sunday, after about three years, Jesus was traveling into Jerusalem, the capital of the country. The crowds were excited to see Him coming. Thousands of people crowded into the streets to watch Jesus ride into the city on a donkey. They waved palm leaves in the air and shouted and sang. Some people took off their jackets and laid them in the streets so that Jesus' donkey would have a soft path to walk on. Many people wanted to make Jesus the king of the whole country.

As all the people cheered for Jesus, it seemed that everything was going well for Jesus, but He knew the truth. Jesus knew that He did not leave Heaven to become a king on Earth. Jesus came to die. He came to be punished for sins that were not His. Jesus came to die for what we have done.

Jesus' enemies were furious. They could not believe that so many people came to see Jesus. They were angry that so many people loved the man that they hated. That day they decided to look for a way to get rid of Jesus.

Thursday of that week was a special holiday. It was the day that the people in Jesus' country celebrated what God had done long ago to save the people from Egypt. That night the people were going to eat lamb's meat to remember the blood that had saved them so many years ago. They did not know that Jesus was planning that night to give His blood to save us from something even worse than being slaves in another country.

Jesus celebrated that evening with twelve of His closest friends and followers. Most of them did not realize that anything bad was happening, but Jesus knew. He knew that one of His own friends had made a deal with His enemies. That night, one of Jesus' followers was planning to give Him to His enemies.

After dinner Jesus took His friends to a park. He spent most of the night talking to His Father, God. Jesus knew that soldiers were coming to take Him. He told His Father that He would do whatever God wanted Him to do.

During the night the soldiers came to arrest Jesus. They took Him back to the home of His enemies. All night long His enemies beat Him, made fun of Him, and told lies about Him to find reasons to kill Him. The next morning, they took Jesus in front of the governor.

The governor could not find anything wrong that Jesus had done. He wanted to let Jesus go. Jesus' enemies brought a huge crowd to the governor's court. They screamed that they wanted Jesus to die. Finally the governor was so afraid of the crowd that he gave Jesus to them.

Jesus was hurt badly. They beat His back with long pieces of leather that had sharp rocks or metal in them. They pushed a crown made of twisted thorn branches down on to His head. They hit Jesus with sticks and their fists. Finally they put a huge wooden log across His shoulders. They forced Him to carry it all the way out of the city and up a hill that the people called Skull Hill.

The soldiers killed Jesus in a terrible way called crucifixion. They laid the great log that Jesus carried across another one in the shape of a T to make something called a cross. They pushed Jesus down on the cross and spread His arms out. They hammered huge nails into His wrists and feet to hold Him to the cross. Last, they stood the cross up so that Jesus was hanging on it in front of all the people.

Being crucified was a terrible way to die. The nails tore into Jesus' hands and feet. The wood of the cross hurt His back. The thorns cut His head. It was very hard to breathe. For six hours Jesus hung on that cross, feeling so much pain so that He could take the punishment for all the bad things that we have done. At the end of six hours, Jesus called out, "It is finished." As His friend and enemies looked on, Jesus died.

God saw everything that was happening to Jesus. God, who had created everything that is with only His words, could have stopped Jesus' enemies at any time. He could have saved His son from so much pain and suffering. Why do you think Jesus chose to let Himself be crucified? Why do you think His Father did not stop Him?

God wanted, since the very first two people, to take away our sins. God knew that it would cost Jesus' own death on the cross, but He loved us so much that He sent Him anyway. The Bible says that God loved the world so much that He sent His only son to the world so that anybody who believes in Him will be saved.

Some of Jesus' followers took His body down from the cross and cleaned it up. They wrapped His body in cloth and laid Him in a cave that was used as a tomb. Jesus' enemies rolled a giant round stone across the door of the cave so that nobody could come in. His enemies thought they would never see Jesus again.

Day Three

The Sunday morning after Jesus died some women that believed He was God's son came to visit His body. When they got to the cave they found a huge surprise. The giant stone was rolled away. The soldiers that Jesus' enemies had put there to guard His body were unconscious. And the cave was empty!

The women were amazed and confused. They did not understand what had happened. They thought that maybe somebody had stolen Jesus' body. As the women stood there, two shining and mighty angels appeared. "Why are you looking for Jesus here with the dead?" The angels asked happily. "Jesus is not dead. He has returned to life, just like He said that He would. Quickly, go tell all of His followers that Jesus is alive!" The women ran off to tell Jesus' other followers.

Over the next forty days Jesus Himself visited many of His friends. He showed them that He really was alive. They saw the holes in His wrists and feet where the nails had been. Jesus' followers were more excited than we can imagine. Jesus truly was the Son of God. He had died to take away our sins and then come back to life.

Jesus is the greatest part of God's plan to save us. His death and return made it possible for all people to accept Him. He is the Savior that God promised so long, long ago. Now all people in the world have the opportunity to let Jesus be their savior too.

After visiting His friends for forty days, Jesus met many of them on top of a mountain. He gave them one new instruction. "Go to the whole world," Jesus said "and tell them about Me and everything I have taught you. And don't be afraid, because I will be with you wherever you go, even until the end of the world."

God's plan to save us was perfect. From the very first sin He had a Savior ready to save the world. Jesus can be your savior too. Just ask us if you would like to know how to ask Him to save you.

Each day you will close the story time with an invitation to accept Jesus. Say something like this: God wants everybody to follow Him. The problem is that sometimes we do bad things that the Bible calls sin. A sin is any thing that we do that God does not want us to do. God still loves us even though we sin. That's why Jesus came. Jesus died on the cross to be punished for our sins. Then on the third day He came back to life. Now, for anybody who asks, Jesus will take away our sins and become a part of our lives. He will help us to follow Him. The Bible says that if we believe Jesus in our hearts and follow Him, He will save us from our sin and help us to follow God. Then one day we will be with Him in heaven. Anybody that wants to choose to follow Jesus can do that today. We would love to help you know how.

Prayer Time

Take this time after the story to pray with the children in your small group. Ask them for things they would like to pray about. Tell God how awesome He is. Ask Him to help you and the children in your small group to listen to God and obey Him. Pray that the children in your group will get to know God and feel the love He has for them.

Craft

While still in your small groups, lead the children in making the craft for the day. The craft time is not only a way to reinforce the lesson, but it also allows time to get to know the children in your small group. During this time, ask them questions about their families, friends, and school. Invest in their lives.

Salvation Necklaces

Supplies: For each child—one string or cord for necklace, and five beads, one each of red, black, white, green, yellow, plus one additional bead of any color.

For instructions on how to make today's craft, see the following pages. Step by step instructions on which order to put the beads on the bracelet and bilingual explanations of the colors'

Day Three

meanings are included. You will also find optional hand out pages to give the children to help them remember the meaning of the bracelet. During this craft you will be explaining God's plan for salvation. It is very important that you approach it with sensitivity to children that may be ready to make decisions to accept God. Please spend time in practice and prayer so that you will be ready when the time comes to clearly explain what salvation means.

Memory Verse Activity

Each day the small group time will include a Memory Verse Activity. The Memory Verse time is one of the most important activities of the day. We want these children to remember God's word and why it is important to them. A list of potential activities is included in the Supplements and Handouts portion of this packet. Use a different idea from that list each day to help the children learn the words of the verse and to explain why it applies to their lives. (Some require extra preparation, so be sure to review the list in advance.) The memory verse for this week is:

TIP—There are one page posters with the memory verse for older and younger children in English and in Spanish in the Supplements and Handouts portion of this packet. Having a copy of the one page memory verse poster with you can help you teach the verse.

English

For God loved the world so much that he gave his one and only Son, so that everyone who believes in him will not perish but have eternal life. God sent his Son into the world not to judge the world, but to save the world through him. John 3:16-17 (NLT)

Spanish

Porque de tal manera amó Dios al mundo, que dio a su Hijo unigénito, para que todo aquel que cree en EL, no se pierda, mas tenga vida eterna. Porque Dios no envió a su Hijo al mundo para juzgar al mundo, sino para que el mundo sea salvo por EL. Juan 3:16-17 (LBLA)

Wrap Up

Each day you will end your Rainbow Express in a large group session. Have all the children return to the tarp where you started. Sometimes the movement from small groups to large group becomes distracting, especially to younger children. If you find your children becoming noisy as you return to your large group, consider singing a few songs to help everybody focus again.

The last thing you will do before games and snacks is to review the memory verse and the day's lesson. Have the large group leader give a brief re-telling of the day's story. As you tell the story, frequently pause to let the children answer questions and fill in the blanks about the lesson. When you finish reviewing the story, have everybody say the memory verse together one last time.

Game Time/Snacks

When you are finished, pray together and be ready to play games until the end of the Rainbow Express program. After the game time, pass out snacks, clean up the area, and walk everyone home. Return to Mission Arlington to turn in your materials and attendance sheet.

Day Three Craft

Note-When explaining the meanings of the colors refer to the bead and the sin it represents as dark rather than black.

DARK- This reminds us of sin. Sin is anything we do that is not what God wants us to do. The Bible says that everyone has sinned.

OSCURO- *Este representa el pecado. El pecado es cualquier cosa que hacemos que no complace a Dios. La Biblia nos dice que todos hemos pecado.*

TIP—This page is given for small group leaders to use as a guide to help them when explaining the meanings of the colors. The next two pages are intended as optional extras you can send home with your Rainbow Express students to help them remember the meaning of the bracelet.

RED- This reminds us of Jesus' blood. Jesus was God's Son and He died on the cross to pay the punishment for our sins.

ROJO- *Este representa la sangre de Jesús. Jesús es el Hijo de Dios y El murió en la cruz para pagar por las consecuencias de nuestros pecados.*

WHITE- This reminds us of our new lives. The Bible says that after we have accepted Jesus, we are brand new. He cleans out the sin that was in us. Jesus is in our lives! He will never leave!

BLANCO- *Este representa nueva vida. La Biblia dice que una vez que aceptamos a Jesús como nuestro Salvador, somos hechos nuevos. El limpia el pecado que estaba dentro de nosotros. !Esto es porque Jesús esta en nuestras vidas!*

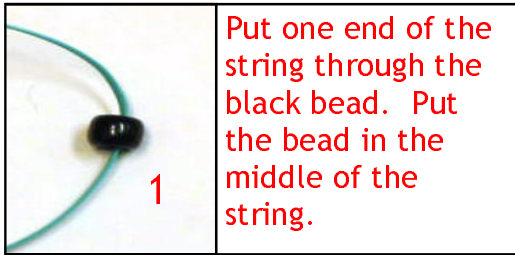
GREEN- This reminds us that we are to grow as a Christian. In order to grow in our relationship with God, we need to pray, read the Bible, and hang out with other Christians by coming to Bible Study.

VERDE- *Este representa crecimiento como Cristianos. Para crecer necesitamos tener una relación con Dios. Esto es posible orando, leyendo la Biblia, y teniendo convivió con otros Cristianos por venir al Estudio Bíblico.*

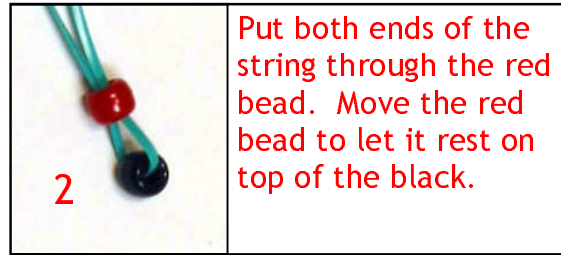
YELLOW- This reminds us of Heaven! The Bible says that every person who has trusted Jesus to be his or her Savior will spend forever in Heaven with Him.

AMARILLO- *!Este representa el cielo! La Biblia nos dice que cada persona que ha puesto su fe en Jesús como Salvador estará por toda la eternidad en el cielo a lado de El.*

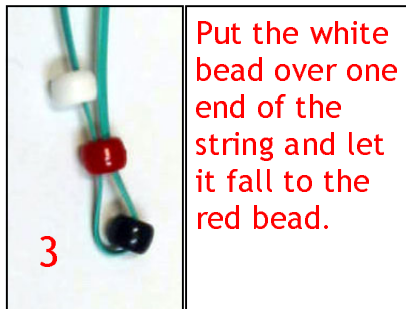
Day Three: Salvation Cross Necklace Step-By-Step Instructions




Put one end of the string through the black bead. Put the bead in the middle of the string.




Put both ends of the string through the red bead. Move the red bead to let it rest on top of the black.




Put the white bead over one end of the string and let it fall to the red bead.



Put the other end of the string through the green bead.



Pull both ends of the string through the yellow bead.



Line up the green and white beads next to each other on top of the red bead. Move the yellow bead down to just above them. Put the filler bead (usually clear, but can be any extra bead that you want to use) in between the green and white beads. ***The open ends of the filler bead need to be against the sides of the other two.*** (In other words, the filler bead has to be perpendicular to the green and white.) Push the yellow bead down so that it tightens the string through the green and white beads. The green and white beads should squeeze tight enough to keep the filler bead in place. If you have gel glue, a little bit will help keep the beads secure. Tie a knot just above the yellow bead. Make sure you tie it tightly enough to keep the yellow bead secure against the others or the filler bead might fall out. (Tying more than one knot can help keep the yellow bead from being able to slide up the string.) Tie the two ends of the string together, and your cross necklace is complete.



dark

Sometimes I do bad things that make God sad.
A veces hago cosas malas que no le gustan a Dios.

red

Jesus loves me, so He died on the cross to help me.
Jesús se murió en la cruz por mí porque me ama.

white

Jesus can take away all the bad things I do.
Jesús puede quitar todas las cosas malas que hice.

green

I can follow Jesus and learn to be more like Him.
Yo puedo seguir a Jesús y aprender ser mas como El.

yellow

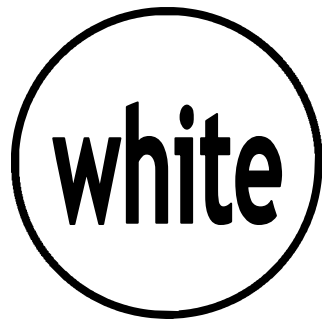
One day I will be with Jesus in Heaven.
Un día estaré en El Cielo con Jesús.



Everyone has sinned. No one measures up to God's glory.
Romans 3:23



But here is how God has shown his love for us. While we were still sinners, Christ died for us. Romans 5:8



Anyone who believes in Christ is a new creation. The old is gone! The new has come! 2 Corinthians 5:17



You are the children that God dearly loves. So be just like Him. Ephesians 5:1



[Jesus said] "In my Father's house are many rooms; if it were not so, I would have told you. I am going there to prepare a place for you. And if I go and prepare a place for you, I will come back and take you to be with me that you also may be where I am." John 14:2-3

Day Four

For God so Loved . . .

- Large Group
 - Songs
 - Puppets
 - Testimony
 - Memory Verse: Next Word Relay
- Small Group
 - Story: Christians Spread the Message of the Savior
 - Theme: God Wants to Help all Christians Share His Plan of Salvation
 - *Highlights for discussion:*
 - Jesus commanded that we share His message
 - God has a plan for each Christian's life
 - When we become Christians God can change us
 - God will provide and protect so that we are able to live out His plan
 - Scripture to support today's story: Acts 9:1-17, Romans 1:1-5, Acts 20:18-27, 27:1-28:22
 - Craft
 - Memory Verse Review
- Large Group
 - Story review questions

Day Four

Pre-Rainbow Express Gathering

You will begin each day by knocking on doors and then playing games to help attract children to your Rainbow Express.

Song Time/Puppets

When it is time to begin your activities, have all the children sit down in a large group. It would be helpful to bring a tarp for them to sit on. When the children are together and seated on the tarp, begin your song time.

The Song Leader will come to the front of the group to lead songs. One or two others may also want to come to the front to help show motions. Be sure to have several songs ready to sing and that everyone in the group knows the songs.

During this time you will also have the puppets sing their song(s). Doing the puppet show in between songs can help keep the children's attention. You are provided with one song for each day. If the children are responding well and enjoying the puppet music, it is okay to perform more than one of the songs and repeat the songs from day to day.

Testimony

The theme for this whole week of Rainbow Express is *For God so Loved . . .* Each day you will be sharing stories, songs, crafts, and other activities that help the children understand that God loved the world so much that He sent a Savior. Obviously, the decision to follow Christ is an incredibly personal decision. It is important that the children and youth that attend your Rainbow Express understand that a personal relationship with Christ is a very important reality for the members of your group. Every day during the opening time one or two members of your group can share a short version of their testimony in front of the large group. The goal is to let the children see how listening and obeying as God has spoken in your life has made a practical and meaningful difference. *(For help on sharing in a way that will be age-appropriate and meaningful with children, each person who plans to give their testimony should read the sheet Tips on Preparing Your Testimony in the training materials section of this packet.)*

Memory Verse Activity

When the Large Group Leader finishes his opening time, the Memory Verse Teacher will come to the front to lead the memory verse activity. The large group memory verse activity for day four is "Next Word Relay". Have your poster of the memory verse available. Read through the verse all together several times to practice. Divide the children into two or more teams. Then, split each team in half. Have the two halves face each other in a single file line, about ten feet apart. Have the first person on the team say the first word of the verse. That player then runs across and tags the first player in the line facing them. The first player then runs to the back of that line. The second player then says the next word in the verse, then runs across to tag the player on the opposite line. Keep going until each team has said the whole verse. You may want to bring a stopwatch to time the children and see which team can do it the fastest.

Introduction of Today's Story--Building the Foundation

When the memory verse teacher is finished, the Large Group Leader will return to the front to provide a brief introduction to the day's theme and story. Each day you will re-introduce the concept that God loves us and shares that love with us for children that are attending for the first time. Take time to sum up the previous day's stories and themes. Be sure each day to introduce

TIP—The Large Group Leader should serve as a sort of "master of ceremonies" to keep each activity flowing smoothly. He should not, however, tell the day's Bible story. That will go much smoother in the small group time. Children listen more attentively in smaller groups.

Day Four

the theme for the day's story. The stories for the whole week are intended to show how God has worked throughout time to bring people closer to Him. Help the children understand that God knows that we have done wrong, things but loves us anyway. God wants desperately for all people to know Him and accept Christ as their Savior. When you have finished this introduction, divide the children into small groups so that they can learn their story.

Small Group Story Time

The text provided here is to serve as a guide for you while you tell the story. Read it through several times and be able to tell it from memory. It is not important to be able to recite this story word-for-word. Your goal is to be able to relate the story to a level children will understand. Use the wording included here as suggestions to help you make these concepts understood by elementary age children. Feel free to adapt these words to fit well with your own style.

Today's Story: Jonah

God made us because He wanted to have a close, loving relationship with us. He made a perfect place for us to live and walked and talked with us every day. The very first two people broke God's perfect plan. They disobeyed what God said. They sinned, and that sin pushed them out of the garden and away from God. Since that day, every single person that has lived has had to deal with the problem of sin.

God sent people instructions on how they should live. These instructions taught people how to live like God wanted. People learned that the most important thing would be to love God and love each other. God's words were a gift that helped people know how He wanted them to live.

God's greatest gift to people was His own Son, Jesus. Jesus came as the Savior that God had been promising for so long. Jesus' death and return to life made it possible for all people to have their sins taken away. At last, all people had a way to follow God and once again be friends with Him.

Jesus' last message before He returned to His home in Heaven was that He wants all people to know how to be saved. Jesus told the people that followed Him to go into all the world and tell what He taught them.

Right away, Jesus' followers began to obey His final instruction. They started telling people all around them how Jesus could take away their sins. God helped His followers, who were called Christians, to spread the message. He changed the lives of people that followed Him. Christians that used to be shy became brave. Those that were mean before they knew Jesus became kind. Some Christians used to live lives that were full of sin before they accepted Jesus. Once Jesus was their savior, God helped them to change into exactly the kind of person He created them to be.

God has a plan for each person that lives; some special reason that He made them exactly like they are. In those early days, God chose people to travel all around the world and share the message of Jesus. One person that God chose was Saul. Before Saul became a Christian, he was a terrible person. In fact, he put other Christians in jail simply because they believed in Jesus. God knew all that, but He also knew that He had created Saul to tell people about Jesus. God knew that He could change Saul's whole life, and He did. Saul became such a different person that he even changed his name to Paul.

God had Paul tell thousands of people about Jesus. He traveled to far away places and to people that spoke many different languages to teach them that God loves them and wants to save them. God used Paul to do miracles like healing sick people so that everybody would listen to Him. God also protected Paul from enemies, even rescuing Paul from jail when he was locked up by people who did not follow Jesus.

After many years of teaching about Jesus, some of Paul's enemies had him arrested again. It was decided that Paul would be sent to see the emperor. The emperor would decide what to do to Paul. Paul was put on a ship to be sent with many other prisoners to the capital city. The ship had almost 300 people on board: the prisoners, the soldiers that guarded them, and the sailors. It was a long, dangerous journey to the capital, but God had a plan to protect Paul. He wanted Paul to tell people in the capital about the Savior Jesus.

During the journey, the ship was hit by a terrible storm. There was so much wind and rain that the people on the ship did not see the sun or stars for many days. The wind was so strong that the ship

Day Four

could not continue in the direction they were trying to travel. The sailors began to throw equipment off the boat, just to try to make it lighter. After two weeks, the storm was still blowing. The people with Paul on the ship believed that they were going to die. They were so afraid that they stopped eating.

During the night, God sent a message to Paul. God promised that Paul would arrive safely in the capital. He also promised that not one person in the boat would die in the storm. The next morning Paul told everybody what God had said. He encouraged them to be brave and to eat.

Late one night the sailors could tell that the ship was finally coming close to land. Soon, the water was not deep enough for the boat. It became stuck in sand a little ways from an island. Paul, the other prisoners, the sailors, and the soldiers swam or floated on broken pieces of the ship until they reached the island, which was called Malta. God helped every one of them to arrive safely through the storm, just as He had told Paul that He would.

The people of Malta took good care of Paul and the other people from the broken ship. They built a fire to keep them warm and gave them plenty of food to eat. Paul was helping pick up wood for the fire. Suddenly, a snake jumped out of the wood he carried and bit him on the hand. The people of Malta thought Paul would quickly die. Instead, God protected Paul from the snake. Paul just shook his hand and the snake fell off.

Everybody was amazed at the way that God had cared for Paul. God saved him from the storm, kept him safe when the ship crashed, and guarded him from the snake. God even gave Paul the power to heal the sick father of one man who lived on the island. Soon it was time to leave again. God took care of Paul all the way to the capital city, where he was able to spend two whole years telling people there about Jesus, our savior.

God had a perfect plan for Paul. He changed Paul's life, then kept him safe for many years so that Paul could teach Jesus' message. Aren't God's plans amazing? From the very beginning of time, from the very first two people, all the way up to today, God has been working to save people from their sins so that they can have the loving relationship with Him that He created them for. We are grateful that God loves us so much that, even though we sin and disobey Him, He sent Jesus to save us. That's how much God loved the world.

God's plan is still that Christians should tell others about Him. Just like Paul, God has a plan for you. He wants you to help other people to know about Him, too. God loves you, just as He loved Paul. He wants to help you know His perfect plan for your life. He wants you to know Jesus as your Savior. He wants you to tell others, too.

If you would like to know how Jesus can be your savior too, please tell us. It would make us very happy to help you know.

Each day you will close the story time with an invitation to accept Jesus. Say something like this: God wants everybody to follow Him. The problem is that sometimes we do bad things that the Bible calls sin. A sin is any thing that we do that God does not want us to do. God still loves us, even though we sin. That's why Jesus came. Jesus died on the cross to be punished for our sins. Then on the third day He came back to life. Now, for anybody who asks, Jesus will take away our sins and become a part of our lives. He will help us to follow Him. The Bible says that if we believe Jesus in our hearts and follow Him, He will save us from our sin and help us to follow God. Then one day we will be with Him in heaven. Anybody that wants to choose to follow Jesus can do that today. We would love to help you know how.

Prayer Time

Take this time after the story to pray with the children in your small group. Ask them for things they would like to pray about. Tell God how awesome He is. Ask Him to help you and the children in your small group to listen to God and obey Him. Pray that the children in your group will get to know God and feel the love He has for them.

Craft

While still in your small groups, lead the children in making the craft or filling out the activities packet for the day. The craft time is not only a way to reinforce the lesson, but it also allows time to get to know the children in your small group. During this time, ask them questions about their families, friends,

Day Four

and school. Invest in their lives. For today's craft time you will give each child an activity packet with pictures to color and various puzzles to solve.

Supplies needed: crayons, 1 activities packet for each child

Note—an activities packet for days 1, 2, & 4 is included in the Supplements and Handouts portion of this curriculum. These pages are copyright free and available for reproduction. You may also find additional resources such as more coloring pages by searching on-line or using Bible coloring pages. We will have some copies of these types of additional materials available for you here during your trip. Day 3 you will be making a bead bracelet to share the plan of salvation instead of packets.

Memory Verse Activity

Each day the small group time will include a Memory Verse Activity. The Memory Verse time is one of the most important activities of the day. We want these children to remember God's word and why it is important to them. A list of potential activities is included in the Supplements and Handouts portion of this packet. Use a different idea from that list each day to help the children learn the words of the verse and to explain why it applies to their lives. (Some require extra preparation, so be sure to review the list in advance.) The memory verse for this week is:

English

For God loved the world so much that he gave his one and only Son, so that everyone who believes in him will not perish but have eternal life. God sent his Son into the world not to judge the world, but to save the world through him. John 3:16-17 (NLT)

TIP—There are one page posters with the memory verse for older and younger children in English and in Spanish in the Supplements and Handouts portion of this packet. Having a copy of the one page memory verse poster with you can help you teach the verse.

Spanish

Porque de tal manera amó Dios al mundo, que dio a su Hijo unigénito, para que todo aquel que cree en El, no se pierda, mas tenga vida eterna. Porque Dios no envió a su Hijo al mundo para juzgar al mundo, sino para que el mundo sea salvo por El. Juan 3:16-17 (LBLA)

Wrap Up

Each day you will end your Rainbow Express in a large group session. Have all the children return to the tarp where you started. Sometimes the movement from small groups to large group becomes distracting, especially to younger children. If you find your children becoming noisy as you return to your large group, consider singing a few songs to help everybody focus again.

The last thing you will do before games and snacks is to review the memory verse and the day's lesson. Have the large group leader give a brief re-telling of the day's story. As you tell the story, frequently pause to let the children answer questions and fill in the blanks about the lesson. When you finish reviewing the story, have everybody say the memory verse together one last time.

Game Time/Snacks

When you are finished, pray together and be ready to play games until the end of the Rainbow Express program. After the game time, pass out snacks, clean up the area, and walk everyone home. Return to Mission Arlington to turn in your materials and attendance sheet.

SONGS

fun and easy
children's
lyrics to use
at your
Rainbow
Express

For God so Loved . . .

1. Bubbling

It's bubbling, it's bubbling,
it's bubbling in my soul
There's singing and laughter
since Jesus made me whole
Folks don't understand it,
I cannot keep it quiet!!
It's bubbling, bubbling, bubbling,
bubbling, bubbling day and night

2. Come and Go with Me

Come and go with me to my Father's house
Come and go with me to my Father's house
It's a big, big house with lots and lots of room
A big, big table with lots and lots of food
A big, big yard where we can play football
A big, big house, it's my Father's house

3. Deep and Wide

Deep and wide, deep and wide
There's a fountain flowin' deep and wide
Deep and wide, deep and wide
There's a fountain flowin' deep and wide

4. Do You Love my Jesus

Deep, deep Ohhh deep down down
Deep down in my heart, I love you Jesus
Deep, deep Ohhh deep down down
Deep down in my heart
Do you love my Jesus deep down in your heart?
Yes I love my Jesus deep down in my heart!

5. Father Abraham

Father Abraham had many sons
Many sons had Father Abraham
I am one of them, and so are you
So let's just praise the Lord - Right Arm!

...Left arm, right foot, left foot, nod your head,
turn around, sit down!

6. God Is So Good

God is so good, God is so good,
God is so good, He's so good to me

He answers prayer...
I love Him so...

7. Give Me Oil in my Lamp

Give me oil in my lamp,
Keep me burning, burning, burning
Give me oil in my lamp, I pray
Give me oil in my lamp,
Keep me burning, burning, burning
Keep me burning til the break of day
Sing Hosanna, sing Hosanna,
Sing Hosanna to the King of Kings

Sing Hosanna, sing Hosanna,
Sing Hosanna to the King

Give me gas in my Ford,
Keep me truckin' for the Lord...
Give me wax on my board,
Keep me surfen' for the Lord...
Give me umption in my gumption,
Make me function, function, function...

8. The B-I-B-L-E

The B-I-B-L-E, yes that's the book for me
I stand alone on the Word of God
The B-I-B-L-E

9. He's a Peach of a Savior

He's a peach of a Savior
He's the apple of my eye
He prunes away the branches
when my branches get too high
He stomps my grapes of wrath
when my life gets too tough
That's why I'm bananas for the Lord
He's the vine and we're the branches
He's the vine and we're the branches
He's the vine and we're the branches
That's why I'm bananas for the Lord

10. I'm All Wrapped Up

I'm all wrapped up, I'm all tied up,
I'm all tangled up in Jesus
I'm all wrapped up, I'm all tied up,
I'm all tangled up in God
I'm all wrapped up, I'm all tied up,
I'm all tangled up in Jesus
I'm all wrapped up, tied up, tangled up in God

11. I'm Gonna Sing, Sing, Sing

I'm gonna sing, sing, sing
I'm gonna shout, shout, shout
I'm gonna sing, I'm gonna shout, Praise the Lord
When those gates are opened wide
I'm gonna sit by Jesus' side
I'm gonna sing, I'm gonna shout, Praise the Lord

12. I'm in the Lord's Army

I may never march in the infantry,
ride in the cavalry, shoot the artillery
I may never fly o'er the enemy
But I'm in the Lord's army, Yes sir!
I'm in the Lord's army, Yes sir!
I'm in the Lord's army, Yes sir!

I may never march in the infantry,
ride in the cavalry, shoot the artillery
I may never fly o'er the enemy
But I'm in the Lord's army

13. I've Got a River of Life

I've got a river of life flowing out of me
Makes the lame to walk and the blind to see
Opens prisoners' doors, sets the captives free
I've got a river of life flowing out of me
Spring up oh well (gush gush gush gush)
within my soul
Spring up oh well (splish splash) and make me
whole

Spring up oh well (whoosh) and give to me
That life abundantly

14. I've Got Joy Down in my Heart

I've got joy down in my heart
Deep deep down in my heart
Spell it J-O-Y Down in my heart
Deep deep down in my heart
Who put it there? Jesus put it there
And nothing can destroy it,
destroy it, destroy it – UGH!
I've got joy down in my heart
Deep deep down in my heart

15. I've Got Peace Like a River

I've got peace like a river, I've got peace like a
river
I've got peace like a river in my soul
I've got peace like a river, I've got peace like a
river
I've got peace like a river in my soul
I've got love like a mountain.....
I've got joy like a fountain.....
I've got peace, love, and joy
like a river mountain fountain.....

16. I Have So Much

I have so much, so much, so much, so much, so
much, so much, so much, so much, so much, so
much,
so much, so much, so much (clap) to be thankful
for. (REPEAT)
I have Jesus to be thankful for.....
I have the Bible to be thankful for.....
I have you to be thankful for.....

17. Little Square Box

If I had a little square box to put my Jesus in,
I'd take Him out and hug His neck
and share Him with a friend
But if I had a little square box
to put the devil in,

I'd take him out and STOMP HIS FACE
and put him back again.

18. I've Got the Joy, Joy, Joy, Joy

I've got the joy, joy, joy, joy down in my heart
Where? Down in my heart
Where? Down in my heart
I've got the joy, joy, joy, joy down in my heart
Down in my heart to stay
And I'm so happy, so very happy
I've got the love of Jesus in my heart
Down in my heart
And I'm so happy, so very happy
I've got the love of Jesus in my heart

And if the devil doesn't like it
he can sit on a tack! Ouch!....
And if the devil doesn't like it
he can swallow a bomb! Boom!.....
And if the devil doesn't like it
he can fall off a cliff! Ahhh!.....
I've got the wonderful love of my blessed
redeemer way down in the depths of my heart....

19. If You're Happy and You Know It

If you're happy and you know it clap your hands
If you're happy and you know it clap your hands
If you're happy and you know it
then your face will surely show it
If you're happy and you know it clap your hands
If you're happy and you know it
stomp your feet...
If you're happy and you know it say Amen...
If you're happy and you know it Praise the Lord...
If you're happy and you know it say Yee-Haw...

20. Jesus in the Morning

Jesus, Jesus, Jesus in the morning
Jesus at the noon time
Jesus, Jesus, Jesus when the sun goes down

Love Him...
Serve Him...
Praise Him...
Share Him...
Thank Him...

21. Jesus Is my Rock

Jesus is my Rock, and He rolls my blues away
Bop shoe Bop Shoe Bop Woo!! (Repeat 2x)

22. Jesus Loves Me

Jesus loves me this I know,
for the Bible tells me so
Little ones to Him belong

They are weak but He is strong
 Chorus:
 Singing na na na na na na na na- Heh!
 Na na na na na na na na- Huh!
 Yes, Jesus loves me, Yes, Jesus loves me,
 Yes, Jesus loves me, The Bible tells me so

Jesus loves me when I'm good
 When I do the things I should
 Jesus loves me when I'm bad
 Though it makes Him very sad
 (Chorus)

23. My God Is So Big

My God is so big, so strong and so mighty
 There's nothing my God cannot do
 My God is so big, so strong and so mighty
 There's nothing my God cannot do
 The mountains are His, the rivers are His
 The stars are His handiwork too
 My God is so big, so strong and so mighty
 There's nothing my God cannot do, for you

24. No One That I Know

No one that I know walks like you,
 Talks like you, or looks like you
 No one that I know is like you
 No one else does what you do

25. Sheep Song

I wanna be a sheep baa baa,
 I wanna be a sheep baa baa
 Cuz Jesus loves sheep
 I wanna be a sheep baa baa
 I don't wanna be a goat nope nope
 I don't wanna be a goat nope nope
 Cuz there ain't no hope for goats
 I don't wanna be a goat nope nope

26. Satan Didn't Like It

Satan didn't like it when we
 Came outta the wilderness
 Came outta the wilderness
 Came outta the wilderness
 Satan didn't like it when we
 Came outta the wilderness
 Walkin' with the Lord, Walkin' with the Lord
 Walkin' with the Lord
 Satan didn't like it when we
 Came outta the wilderness
 Walkin' with the Lord

Swimmin' with the Lord...
 Dancin' with the Lord...

27. Shake a Friend's Hand

Shake a friend's hand,
 Shake the hand next to you
 Shake a friend's hand and sing along
 Shake a friend's hand,
 Shake the hand next to you
 Shake a friend's hand and sing,
 Sing a ha-la-la-la-la-la-la-leluah,
 Ha-la-la-la-la-leluah (repeat)

Scratch a friend's back, ...
 Hug a friend's neck...

28. Swing Low, Sweet Chariot

Swing low, sweet chariot
 Comin' fo' to carry me home
 Swing low, sweet chariot
 Comin' fo' to carry me home

29. On a Day Like This

On a day like this (clap, clap)
 On a day like this (clap, clap)
 On a day like this (clap) Ohhhhhhhh
 I need the Lord to help me
 On a day like this (stomp, stomp, clap, clap)
 On a day like this (stomp, stomp, clap, clap)
 On a day like this (stomp, clap) Ohhhhhhhh
 I need the Lord to help me

On a day like this (toot, toot, stomp, stomp, clap,
 clap)...
 On a day like this (pat, pat, toot, toot, stomp,
 stomp, clap, clap)...
 On a day like this (bounce, bounce, pat, pat, toot,
 toot, stomp, stomp, clap, clap)

30. The Fruit of the Spirit

The fruit of the Spirit's not a banana
 The fruit of the Spirit's not a banana
 If you wanna be a banana
 You might as well hear it
 You can't be a fruit of the Spirit
 Cuz the fruit is love, joy, peace and patience,
 kindness, goodness, faithfulness, gentleness and
 self control
 The fruit of the Spirit's not a coconut...
 The fruit of the Spirit's not a lemon...

31. This is the Day

This is the day, this is the day
 That the Lord has made, that the Lord has made
 I will rejoice, I will rejoice

And be glad in it, And be glad in it
 This is the day that the Lord has made
 I will rejoice and be glad in it
 This is the day, this is the day
 That the Lord has made

32. This Little Light of Mine

This little light of mine, I'm gonna let it shine
 This little light of mine, I'm gonna let it shine
 This little light of mine, I'm gonna let it shine
 Let it shine, let it shine, let it shine
 Hide it under a bush, oh no!
 I'm gonna let it shine
 Hide it under a bush, oh no!
 I'm gonna let it shine
 Hide it under a bush, oh no!
 I'm gonna let it shine
 Let it shine, let it shine, let it shine

Won't let satan blow it out,
 I'm gonna let it shine

33. Walk, Walk, Walk, Walk in the Light

It's a great day to praise the Lord.
 It's a great day to praise the Lord.
 It's a great day to praise the Lord.
 Walking in the Light of Love.
 Walk, walk, walk, walk in the light (Hey!)
 Walk, walk, walk, walk in the light (Hey!)
 Walk, walk, walk, walk in the light (Hey!)
 Walking in the Light of Love.

It's a great day to hug a neck...
 It's a great day to say "Amen!"...

34. What a Mighty God We Serve

What a mighty God we serve
 What a mighty God we serve
 Angels bow before Him
 Heaven and earth adore Him.
 What a mighty God we serve.

35. Who's the King of the Jungle?

Who's the king of the jungle? ooo ooo
 Who's the king of the sea?
 wiggle wiggle wiggle
 Who's the king of the universe,
 and who's the king of me?
 I tell you J-E-S-U-S! Yes!
 He's the King of me
 He's the king of the universe,
 the jungle, ooo ooo
 and the sea. wiggle wiggle wiggle

36. With Jesus in your Boat

With Jesus in your boat,
 you can smile through the storm
 Smile through the storm,
 smile through the storm
 With Jesus in your boat,
 you can smile through the storm
 When you're sailing home
 Sailing, sailing home, sailing, sailing home
 With Jesus in your boat, you can smile through
 the storm when you're sailing home

GAMES

fun, easy to
learn group
games for
your
Rainbow
Express

For God so Loved . . .

Big, Bad Wolf

Have the children stand in a line at one end of the game area. One leader or child is the “Big, Bad Wolf” and will stand at the other end of the area with her back to the children. In unison, the children shout, “What time is it Mr. Wolf?” The wolf answers with an hour, “4 o’clock”, for example. The children take that number of steps forward. If the wolf said “4 o’clock,” the children would take 4 steps toward the wolf. When the wolf thinks the children are close enough to her, she answers their question with, “It’s eating time!” Then she chases them back to their starting line. Anyone she tags joins her as a wolf. The game ends when all but one participant has been tagged.

Knots

Direct children to stand in a circle, then tell them to join right hands with someone across from them. While maintaining that grip, each person should grab a different person’s left hand. No one should join hands with a person immediately beside him or her. The objective of the game simply is to untangle masses of arms, legs, and bodies without releasing hand grips. Twisting or adjusting a grip is permissible and needed to prevent impossible movements of joints! Untangling the knot may take time, but usually a single large circle or two small ones (interconnected) are formed. If, after a reasonable amount of time, the group is still helplessly tangled, direct two participants to drop each other’s hands. Doing so will permit a quick solution.

Overall Understanding

Players are divided into two teams. Teams line up in parallel rows with players standing behind one another. The first player on each team is given a beach ball, or balloon. When the leader says, “Go,” the first player on each line passes the ball backward over her head to the second player. The second player passes the ball under his legs to the next person in line, and so forth. The ball continues to be passed backward down the line, alternately over and under, until it reaches the last player. The last player, receiving the ball, runs to the front of his or her line and begins to pass the ball back again. This continues until every player on the line has a chance to be at the beginning. The team whose first player gets to the front of the line again is the winner.

Parachute

You will have a tarp with you to use for the children to sit on each day. The tarp can double as a “parachute”. Have the kids stand on all sides of the tarp and hold it at waist level. Each side of the tarp is a team, making four teams. Put a beach ball on the tarp. Have the kids shake the tarp. They should try to shake the tarp so that the beach ball falls off another team’s side. Whenever the beach ball falls off the tarp, the team on that side gets a point. The team that has the fewest points at the end of the game wins.

People to People

Tell everyone to find a partner and choose one person to lead the game. The leader yells a body part, and the players will touch each other using that part. For example, the leader might say, “knee to knee,” and the partners will touch knees. After several rounds, the leader will yell, “people to people,” and everyone has to find a new partner. The leader also runs into the crowd and finds a partner. Whoever is left without a partner is the new leader.

Sharks and Minnows

You will need a good size running area for this game. Have the children line up along one side of the area. They are the “minnows”. Have the leader stand in the middle of the area. The leader is the shark. When the shark yells “Go!”, the minnows run to the other end of the area. The shark runs around and tags as many minnows as possible before they reach the other end of the field. When a minnow is tagged, he or she must freeze wherever tagged. When all of the untagged minnows reach the end of the area, the shark yells, “Go!” again. This time the shark and the frozen minnows may tag the runners. The game continues until there is only one minnow left. That minnow is the winner and begins the next game as the shark.

Tag (with variations)

Everybody’s It

There are two rules: (1) everybody is It, and (2) when a player is tagged, he or she is frozen.

Have everyone stand in a circle. Then the leader shouts “Everybody’s it!” and the game starts (and quickly ends).

Hospital Tag

The first time a player is tagged, she puts her hand on the part of herself that was tagged. The second time she is tagged, she must put her other hand on that area. The third time, because she is out of hands, she must sit down.

Freezer/Defroster Tag

A tagged player must freeze with his hands and feet on the ground and his back to the sky. He can move again when another player crawls between his hands and feet.

Trust Walk

Choose a landmark in your area to be the “goal” of this game. A mailbox or tree will probably be readily available for this purpose. Blindfold one player and choose another player to be the “guide.” Have the rest of the children scatter themselves between the blindfolded person and the goal. The guide leads the blindfolded person through all the people to the goal while the children in the way will call out other directions. The blindfolded player must listen carefully to the guide’s instructions. Let the children take turns being blindfolded and being the guide.

Circle Spot Rush

All players stand in a circle, arms’ length apart, facing inward. In the center of the circle are small markers (paper plates, pieces of construction paper, etc.). The number of markers is always one less than the number of players. The leader of the game stands just outside the circle and calls out various types of movement: run, skip, hop, etc. The players move clockwise around the circle in the way directed by the leader. The game leader can also call out *stop* (all players freeze wherever they are) or *about face* (players continue to move in the same manner but reverse directions). When the game leader yells *rush* all players run to the center of the circle and try to stand on one of the markers. Whichever player does not stand on a marker is eliminated. One marker is removed and play continues. The object of the game is to be the last player remaining.

Animal Relay

Each small group will be a team. Teams stand in single file lines, facing a finish line about fifty feet away. The first player runs across the finish line, runs back, tags the next player, and goes to the end of the line. The relay continues until each player has run twice. While they run the game leader calls out various animals. All players must run like that animal until the next one is called. The first team to have all their players finish twice wins.

Sit Down Volleyball- materials needed: beach ball

Divide all players into two equal teams. Have the two teams sit down indian-style facing each other in two to four rows. The object of the game is to get the ball behind the other team. One person throws the ball up in the air and the two teams hit the ball back and forth until one team hits it over the heads of the other team and it lands behind them. Score just like regular volleyball. The catch is that both teams have to stay seated throughout the entire game. You can add variety to the game by having each team use only one hand or sitting with teams backs toward each other instead of facing each other.

Elbow tag

Assign all players a partner. Spread pairs out evenly across the playing area. Have the pairs link arms. Choose one pair to start out as the chaser “It”, and the chatee. Just like regular tag, It tries to tag the chatee. If the chatee is tagged, he or she in turn becomes it and the chase reverses. The chatee’s goal is to link with another player. When the chatee links arms with one side of a pair, the other player must unlink, becoming the chatee.


PUPPETS

lyrics for
each of the
songs used in
the Rainbow
Express
puppet shows

For God so Loved . . .

TIP FOR PUPPETEERS:

Print the lyrics to each of the four puppet songs. Taping these sheets to the inside of your puppet stage will help you as you perform. If you do not have puppet stage you can easily make one out of a large cardboard box (at Mission Arlington we use refrigerator boxes or washer/dryer boxes). Just cut and unfold the box and then decorate the front with butcher paper, spray paint, or any other way that you would like. If you are not able to make one, you may borrow one from Mission Arlington / Mission Metroplex while you are here.



Verse

I can see clearly now, my sin is gone
I can see God's hand on me all the way
Gone are the devil's lies that had me
blind

It's gonna be a bright (bright), bright
(bright) Son-Shiny Day

It's gonna be a bright (bright), bright
(bright) Son-Shiny Day

Chorus

I know I can make it now, my guilt is gone
All of the bad feelings have disappeared
Here is the freedom I've been prayin' for
It's gonna be a bright (bright), bright
(bright) Son-Shiny Day

Bridge:

Look all around, His blessings are all mine
I'll look straight ahead, and I'll keep His
hand in mine

Repeat Verse

To the tune of *I Can See Clearly Now* by Johnny Nash

Every day we walk on these feet of clay
And we can't escape the hard times that come our way
We've been trusting in the Lord but cannot see His plan
There're so many things in life that we just don't understand, look

God loves you
Stop looking down
He'll be there
He won't let you drown

Chorus

It's alright . . . It's alright . . . It's alright
God moves in mysterious ways
It's alright . . . It's alright . . . It's alright
God moves in mysterious ways, uh huh

God will never change, he's always the same
So just trust him with the things you can't explain
Remember what's real, he knows how you feel
If you want to rise above
Better learn how to kneel (. . . On your knees boy!)

Look up!
Here comes your help
Depend on Him
Not on yourself

Chorus x2

One day you'll look back and you'll see
Where you were held by Jesus' love
Cling to this hope
Though we don't know 'bout tomorrow
He holds tomorrow

Chorus x2

To the tune of *She Moves in Mysterious Ways* by U2

I thought God was nothing but a fairy tale
Good for someone else but not for me
Sin was out to get me, that's the way it seemed
Disappointment shattered all my dreams

Chorus

Then I found his grace
Now I'm a believer
Not a trace of doubt in my mind
I've been saved
I'm a believer, Jesus is walkin' by my side

I thought love was mine just for the taking
But it seemed the more I took, the less I got
Not a slave to sin now, Jesus broke the chains
Now the more I give, the more I gain

Chorus

Not a slave to sin now, Jesus broke the chains
Now the more I give, the more I gain

And you can find His grace
Come be a believer
Not a trace of doubt in my mind
You can change
Be a believer, Jesus will walk right by your side

Soon I'll see His face
'Cause I'm a believer
Not a trace of doubt in my mind
I'm a believer
Yeah, yeah, yeah, yeah
I'm a believer
Repeat and fade

To the tune of *I'm a Believer* by Neil Diamond

Here we come
Walking down the street
And we're preaching the Gospel
To everyone we meet
Hey, Hey were the Christians
The Romans try to push us around
But we're too busy praying
To put anybody down

We're just tryin' to witness
Our numbers growin' every day
Got the power of the Spirit
And we've got something to say
Hey hey, we're the Christians
We were lost, but now we're
found
So you better get ready
We're gonna preach in your town

To the tune of the theme song from *The Monkees*

For God so Loved . . .

Activity Packets

Handouts with coloring pages and other activities for days 1, 2, and 4 (day 3 you will be making a bracelet instead)

For God so Loved . . .

Day One Activity Packet

You will need one copy for each child at Rainbow Express. Copies will be provided by Mission Arlington / Mission Metroplex while you are here.

God Made Everything

J X M B N S Q V N S N A C W Q
D N K L L Q F D E E I G J T M
U W G E N L I E E M S V V N L
U P J N E D R A G K M F E L L
G B O D Y T V U X O L R K O Q
O G G A E O T E K Y M A L V K
O Z D M A V F A S V Z A W E P
T A V T P R E X N N D Z Y D E
M Y W K I A Y T K I A I X K R
W P H E E H P S W T M K O U F
K Y N C I O I R L W L A E P E
G D T Z P N L I Y Z X B L X C
S F R U I T V F D O G P L S T
N V F D H K Y T G I B V A M Q
L G S L P C I G M C N B C I B


ADAM
ANIMALS
EVE
FIRST
FRIENDS


FRUIT
GARDEN
GOD
LOVED
PERFECT

SIN
SNAKE
TREES
WALKED



God's Perfect Garden

God gave Adam and Eve many wonderful fruit trees to eat from. Can you help them find the trees?





For God loved the world so much that he gave his one and only Son, so that everyone who believes in him will not perish but have eternal life. God sent his Son into the world not to judge the world, but to save the world through him. John 3:16-17




For God so Loved . . .

Day Two Activity Packet

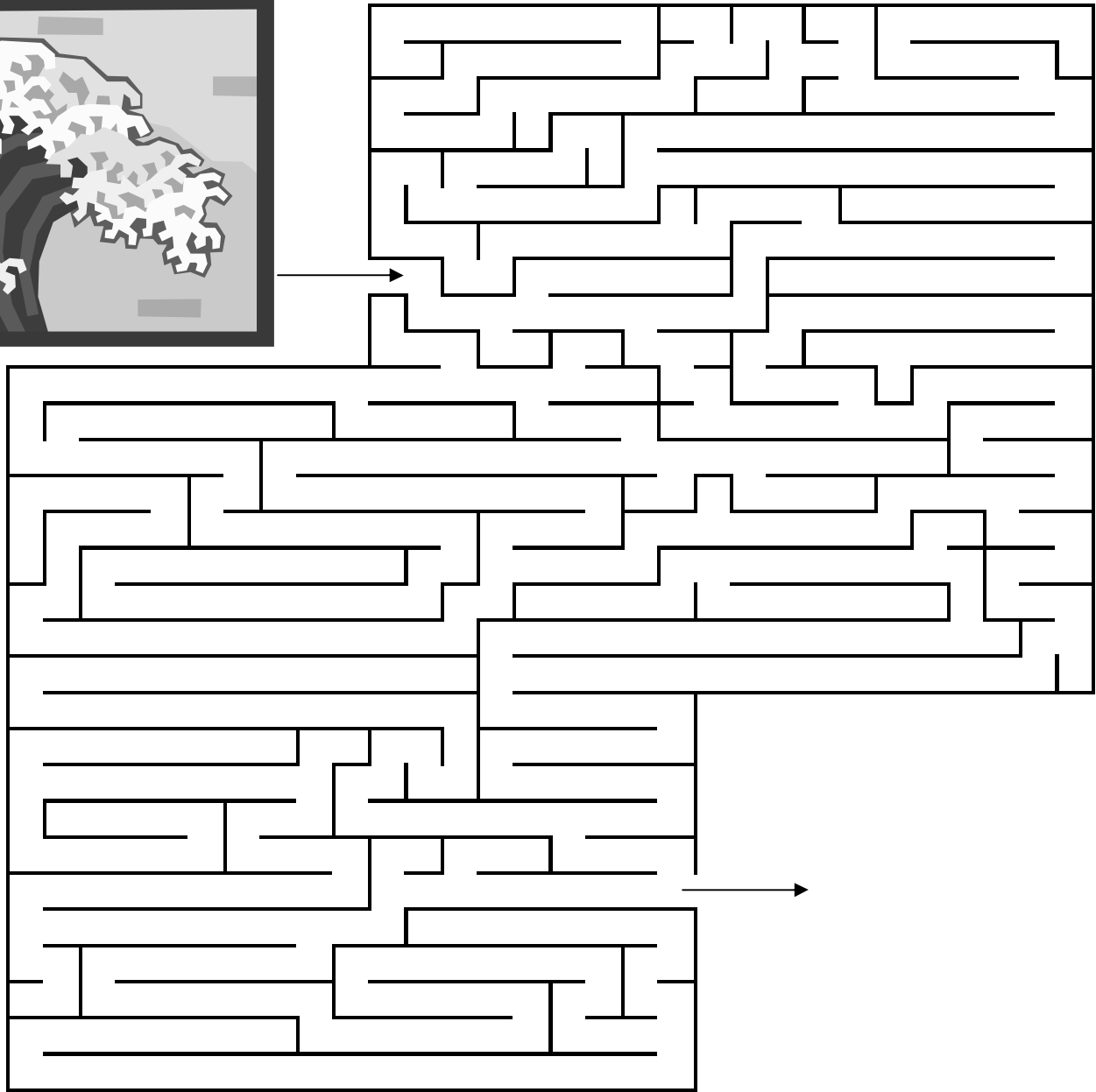
You will need one copy for each child at Rainbow Express. Copies will be provided by Mission Arlington / Mission Metroplex while you are here.

Moses with God's Instructions




God gave instructions to help His people. He wrote the instructions on pieces of stone and gave them to Moses. God's most important instructions were to love Him and love all people. God showed His love for us by sending Jesus to be our Savior.

God Saves His People



God made a dry path across the sea for the Hebrews. Can you lead them away from the water?




Moses went up the
mountain to meet
with God.

For God so Loved . . .

Day Four Activity Packet

You will need one copy for each child at Rainbow Express. Copies will be provided by Mission Arlington / Mission Metroplex while you are here.



God kept Paul safe when a
great storm hit his ship.

F O R G O D S L L S S O V E T E P C S D
 T H E W O O R U L N N D S A R R R H O M
 U C H T L H A A T A A H O I I O I E G A
 V E H D I S O S N I K B F S S P E A N D
 O N I L Y S O N E T E H O S W D Z L M G
 Q E F A E N X K I S S N T R W O W D L N
 R V S W M J R M Q I E H E G O O L D O Y
 B O O Z A K L C B R K C H R H W E S W G
 P N L T H A E N G H K A I O U E S W I M
 C A V I T N I S K C E E L I T R T C S C
 F C U I A D W H O L E B L V T I A A E D
 W P P L W S S E G Y L X F A Z F V U O N
 M A R V M X U A G I C D Q S G E G C O A
 C G A O M O S V B L Z B T I D Y T J L L
 W L A S T U E E V T X E W D K T C W H S
 M B J P O E J N Y A J X E G A S S E M I
 A K N K J K C N O S F O H G S I P V O C
 L N R T R J B T E Z V X K H H Q Y N H U
 T E O D R Y A Z L F Z A V T L R X O D H
 A A Q S A U T F S T O R M D L R O W B N

BEACH BOAT CAPITAL CHRISTIANS CROSS FIRE FIREWOOD GOD HEAVEN HILL
 ISLAND JESUS MALTA MESSAGE PAUL PRISONER PROTECT SAILOR SAUL SAVED
 SAVIOR SHIPWRECK SIN SNAKE SOLDIER SON STORM SWIM WHOLE WORLD

Find all the words in the box above hidden in the word search. The letters
 left over between the words will spell out the hidden message below.

_ _ _ _ _
 _ _ _ _ _
 _ _ _ _ _



God wants us to teach other people what we know about Jesus.



God protected Paul's ship during a terrible storm.

Memory Verse

activities to use for reviewing the memory verse during small group times

For God so Loved . . .

Teams

Divide the kids into two teams. Let one side say the first part of the verse and let the others complete it. See how loud and soft and fast and slow each side can be. (Remember you can be creative in your team divisions: Boys v. Girls, Sandals v. Tennis Shoes, Eye or Hair Colors, kids wearing shorts v. kids wearing jeans...etc.) Compliment both teams on a job well done.

Memory Verse Challenge

Make signs using construction paper with one or two words of the verse on each. Have several workers or children stand at the front and hold the signs so that everyone can see the words. Lead the children in saying the verse together a few times. Then, one at a time, have the sign holders hide their sign, and say the verse together again. Repeat this until all the signs are hidden and say the verse one more time.

Hand Signs

Assign a hand motion for each word of the verse. Teach the children the hand signs and the words at the same time. Then say the words while the children only do the hand motions. And then do the hand motions while the children say the words.

Volley Verse

Sit or stand in a circle. Take a soft ball or balloon and pass it around in a circle, each person saying one word of the verse as they hold the ball and pass it on. Go fast and slow, repeating the whole verse each time. When the kids feel comfortable saying the verse, volley the ball from person to person across the circle, letting each person say one word as they pass the ball.

Verse Pop

Gather several small strips of paper and write one or two words of the verse on each strip. Put each paper inside a balloon and inflate the balloon. Let the children who are sitting the most quietly pop the balloon handed to them, and say the word they find inside. Have all the children repeat the word and continue until all the balloons are popped. Have a copy of the entire verse ready so that, in the end, the children can see the whole verse on one page. Repeat the verse several times with all the children. (It is a good idea to write numbers on the balloons so you can hand them to the children in the correct order. Also, be aware of smaller children who might be afraid of the popping noise.)

Verse Puzzle

Write the verse on a piece of paper and cut the paper into 6-10 pieces. Let the children put the puzzle together as a team. Make sure everyone gets a chance

to help. When it is finished, say the verse altogether. Put the puzzle together again. See how fast the children can finish the puzzle and say the verse.

Verse Sticks

Write phrases of the verse on several craft sticks. Work together to put the sticks in the correct order.

Verse Chain

Gather several small strips of paper and write one or two words of the verse on each strip. Working together in your small group, tape the links together in circles to make a paper chain. When you finish, say the verse all together.

A lush green forest scene with tall trees and dense ferns in the foreground. The text is overlaid in white, bold font.

**For God loved the world so much
that he gave his one and only**

**Son, so that everyone who
believes in him will not perish but
have eternal life. God sent his**

**Son into the world not to judge
the world, but to save the world
through him. John 3:16-17 (NLT)**

Porque de tal manera amó Dios
al mundo, que dio a su Hijo
unigénito, para que todo aquel
que cree en El, no se pierda,
mas tenga vida eterna. Porque

Dios no envió a su Hijo al
mundo para juzgar al mundo,
sino para que el mundo sea
salvo por El. Juan 3:16-17
(LBLA)

A final word . . .

Whether you are coming here to Mission Arlington or using this material for another mission outreach, we are grateful for the opportunity to partner in ministry with you. Please contact us with any questions or to let us know how we can pray for you. Daily updates and prayer requests at Mission Arlington, as well as a variety of additional curriculum resources, are available at our web site.

For this reason I kneel before the Father, from whom his whole family in heaven and on earth derives its name. I pray that out of his glorious riches he may strengthen you with power through his Spirit in your inner being, so that Christ may dwell in your hearts through faith. And I pray that you, being rooted and established in love, may have power, together with all the saints, to grasp how wide and long and high and deep is the love of Christ, and to know this love that surpasses knowledge—that you may be filled to the measure of all the fullness of God.

Now to him who is able to do immeasurably more than all we ask or imagine, according to his power that is at work within us, to him be glory in the church and in Christ Jesus throughout all generations, for ever and ever! Amen.

Ephesians 3:14-21

Mission Arlington / Mission Metroplex
210 W. South Street
Arlington, TX, 76010
Phone: 817-277-6620
E-mail: mission@missionarlington.org
Web: www.missionarlington.org