

My New Life



What is this packet?

We are so grateful that you have decided to come to Mission Arlington / Mission Metroplex for your 2008 Mission Trip. This packet contains all of the information you need to plan for a successful ministry here. Please don't be intimidated by the size of this document. Most of these pages are reproducible coloring sheets, memory verse posters, team rosters, handouts, etc. Use this page as a road map to find what you are looking for. After thumbing through this material, please let us know if there are any questions we can answer. We want to be available to help you in any way that we can as you prepare.

A Note on Saving Money When Printing This Curriculum: Obviously, this is a large document. We believe it is always better to have as much information as possible to be prepared. However, printing a complete copy for every person coming on your trip can become *very* expensive, especially for large churches. Save money by printing this document two-sided and/or in black and white. You also may find it is not necessary to give every person on the trip every page of this packet. This is how we recommend preparing packets:

Section One: Trip Planning Helps for Leaders and Students

- This section contains schedule information, maps, dress codes, descriptions of the types of accommodations where you may be staying, packing lists, contact information for parents, and other general planning information. These pages have a blue border. Print one copy of this for each leader on the trip. Note—even though the information is in the leaders' section, you will probably want to include a copy of the packing list and the dress code for each student.

Section Two: Rainbow Express Training Materials

- This section contains aids for preparing your team to lead Rainbow Express, Mission Arlington's version of an outdoor Vacation Bible School. Here you will find outlines and descriptions of everybody's roles. These pages have a green border. Print one copy of this material for the leader of each Rainbow Express team. (For example, a youth group with 60 people will be four to six Rainbow Express teams.) The leader of each team can distribute the instructions for each role to the correct person.

Section Three: Rainbow Express Curriculum

- This section contains the lesson plans for each of the four days of Rainbow Express. These pages have a red border. Every person coming on the trip needs a copy of this section. Even if they are not leading a particular portion of the Rainbow Express program, they need to be familiar with the whole thing so that they can be prepared to be helpful.

Section Four: Rainbow Express Supplemental Materials

- This section contains reproducible materials and extra helps for Rainbow Express like games instructions, puppet song lyrics, craft sheets, etc. These pages have a purple border. Print one copy of this section for each Rainbow Express Team leader. Each team can be familiar with the craft sheets, song lyrics, etc. The copies for your Rainbow Express programs will be provided by Mission Arlington while you are here unless you notify us ahead of time that you would like to donate these copies.

Please let us know anything we can do to help! If you still have questions about anything at all after reading this packet, or if you just need some guidance in preparing, please do not hesitate to contact us at Mission Arlington. Our office phone number is 817-277-6620.

Section One

Trip Planning Helps for Leaders and Students

- Mission Arlington Key Terms
- Schedules
- Dress code
- Information on accommodations
- Packing lists
- Map to Mission Arlington
- “The Refrigerator Sheet”: General Mission Arlington information sheet for parents
- T-shirt information and order form for leaders

Mission Arlington Key Terms

A visitor to Mission Arlington/Mission Metroplex once told us that we sometimes speak in code. We readily admit that so many different things are happening here that it can become a little confusing. This is an explanation of some terms you will run into over and over in this packet.

- **Apartment Churches:** Mission Arlington began in 1986 with a very simple philosophy: take church to people who, for whatever reason, were not coming to a church building anywhere. On the first Sunday of August of that year, a Bible Study met in the living room of a woman that lived in a local apartment community. That first morning, seventeen people found that they could meet Christ in a church that met right where they lived. Today, more than 270 congregations meet all over Arlington in apartments, mobile homes, community centers, playgrounds, laundry rooms, and wherever people will gather. Any given Sunday, more than 5,000 people attend a Mission Arlington church in their own neighborhood.
- **Rainbow Express:** Rainbow Express is the name of the Backyard Bible Clubs you will be leading while you are here. Mission Arlington has been leading outdoor Vacation Bible Schools for our many apartment churches since the beginning. When these programs first began the volunteers that were leading them had a large portable stage built on a trailer that they pulled from site to site for puppet shows. This trailer, which was decorated with a rainbow, came to be known to the children as the Rainbow Express. Rainbow Express then became the name for all of the Vacation Bible Schools.
- **Work Projects:** Mission Arlington follows Jesus' model of ministry: meet both physical and spiritual needs to provide a tangible expression of the Father's love and people will be drawn to Him. Part of each day you are here will be spent leading Rainbow Express programs. With the remainder of each day you will participate in some of Mission Arlington's many other ministries. This might include picking up donations, delivering furniture to families, working in the clothing room or the food warehouse, passing out flyers to invite people to an event, holding field days or other fun events in one of the apartment communities, or any number of other opportunities. Any special materials or training that you may need will be provided while you are here.

Tentative Sunday Schedule

- 9:00 AM** Meet at Mission Arlington with all groups for welcome, prayer, and orientation
- 10:00 AM** Students depart with Mission Arlington missionaries to participate in Mission Arlington's apartment churches. Leader of each group joins Tillie Burgin, Executive Director of Mission Arlington, for a tour of Mission Arlington's Ministry
- 12:30 PM** Return from apartment churches, take lunch break
- 1:30 PM** Pass out flyers in apartment communities where Rainbow Express will be taking place this week.
- 3:30 PM** Return to Mission Arlington
- 4:00 PM** Join Mission Arlington missionaries for weekly prayer, worship, and preparation time
- 5:00 PM** (Very) short meeting for all group leaders with Matt Hart, Rainbow Express Coordinator
- 5:15 PM** Leave Mission Arlington, pray, and make any last minute preparations for beginning Rainbow Express tomorrow

Tentative Daily Schedule Monday–Thursday

Please be flexible with your schedule. We may make changes to this schedule to better work with our kids.

SCHEDULE FOR GROUPS COMING MAY OR JUNE, 2008

- 8:30 Meet for morning training time
- 9:30 Training time dismisses
- 9:45 Morning Rainbow Express groups leave for their site
- 10:30 Morning Rainbow Express begins
- NOON Morning projects and Rainbow Express ends. Clean up, walk children home, etc., then return to Mission Arlington for lunch break. *Each student needs to have his/her own sack lunch. You will NOT have time to cook.*
- 1:15 Meet to worship and prepare for Rainbow Express
- 2:30 Depart for Rainbow Express
- 3:00 Rainbow Express begins
- 4:30 Rainbow Express ends. Clean up. Begin projects at Rainbow Express location or Mission Arlington.

By 6:00 PM, Regular projects end. Option nights to stay and participate in extended activities.

Dress Code

Mission Arlington's dress code is very basic. We ask all participants to dress modestly, comfortably, and in something where they are ready to work. Casual dress is fine all week long, Sunday included. Here are a few specific requests we make of all groups:

- Shorts are fine all week long. Please no short shorts.
- Footwear is up to you, but because we do so much work and active play outside we recommend tennis shoes over flip-flops.

Please remember that there are certain things you might wear at home working outside in the heat but that may not be the right image for knocking on doors and asking parents to let their children go with you. Because of this, please follow these additional guidelines all week long:

- T-shirts are great to wear, but please no tank tops or any other kinds of sleeveless shirts.
- Baseball caps are fine, but please wear forward at all times. Do not wear bandanas or any other type of head gear. (Winter headgear is okay if it's cold.)

Accommodations

Some of you, we know, will be spending the nights in a hotel or other location that you have set up. This page answers common questions for the rest of you who have chosen to stay in the accommodations that we provide.

- **Where will we be staying?** Mission Arlington uses several different types of facilities to house guests. All of them boil down to the same basic concept: a safe, clean floor to sleep on, showers, and a kitchen. Smaller groups (anything up to about twenty people) generally stay in our apartment churches. Larger groups generally stay in one of our community centers or in a local traditional church that partners with Mission Arlington. Because group sizes have a tendency to fluctuate so much at the last minute, we do not make final assignments of who will stay where until the week before your arrival.
- **How much does it cost?** We do not charge anything to stay in any of our accommodations because we are committed to the belief that God wants us to provide an open door for anyone who wants to come serve here. There are costs involved for items such as utilities, rent, maintenance, etc. Voluntary donations are very welcome, but not necessary. We believe God always provides.
- **What do I need to bring?** It is a good idea to plan as if you were coming into a completely empty facility. Often our supplies get accidentally packed up by groups when they are leaving and they don't realize it is not a part of what they brought. So, to be on the safe side it is wise to bring or buy here everything you might need: toiletries, kitchen supplies, air mattresses, and more.

Here are some other tips to prepare for a successful experience in our accommodations:

- **Be flexible and unpack only what you need each day:** Mission Arlington/Mission Metroplex is a very busy place. All of our facilities are constantly being used to reach people for the Lord. When you check in for your trip, you will be given a schedule of any activities that might be happening in the location where you are staying.
- **View your accommodations location as another ministry opportunity:** Every place where you will be staying, whether in an apartment or at one of our gyms, is surrounded by other apartments or neighborhoods where the people might know nothing of church except what they see in you. When you park your church van and climb out, the people around you know that you represent Mission Arlington, and much more importantly, our Savior. They may come over to ask you questions. The neighborhood children might want to play tag. Represent Christ in all that you do while you are there, from your behavior in the parking lot, to noise level inside, to how clean you keep the place. Let people see Him in you, and you will find that your "mission trip day" will not end when you return to your home away from home in the evenings.

Useful Items to Bring for Rainbow Express

Here are some items that may be useful for your group during Rainbow Express. Try to bring as many as you have and as cargo space permits. Some of these items can be borrowed from Mission Arlington/Mission Metroplex if you do not have a way to bring them.

- Some of the memory verse activities require simple supplies like balloons or popsicle sticks. (Since everything at Mission Arlington is donated, some of these items may not be available at Mission Arlington, so bring what you need.)
- Tarp (at least 10' by 10'): excellent to use for the children to sit on during Rainbow Express
- Posterboard: use it for memory verse posters, puzzles, etc.
- Puppets: Mission Arlington has some to loan if you don't have access to puppets
- Battery operated CD player (with batteries): *Very important*
- Water cooler and drinking cups: *extremely* good idea. It's hot in Texas.
- Craft supplies: Mission Arlington will provide some glue, scissors, crayons, etc. You may find it helps your group run smoother if you have some extras.
- Games equipment: cones, hula hoops, etc. will be very useful during your game time. *Note: Please do NOT bring balls or frisbees unless they are of the soft, "Nerf" foam variety. This is by request from the managers of the apartment communities where we hold Rainbow Express.*

Personal Packing Lists

Here is a personal packing list for each student and sponsor.

The Basics

- Clothing: see dress code. Bring plenty of comfortable clothing and be ready for Texas Summer weather, which means temperatures ranging from 80° to 95° (or above).
- Bible: keep it with you all the time. It will be your most important lifeline for the week.
- Sleeping bag or other bedroll
- Air mattress or other cot
- Towels, washcloths, toiletries
- Your Rainbow Express material

A daily backpack

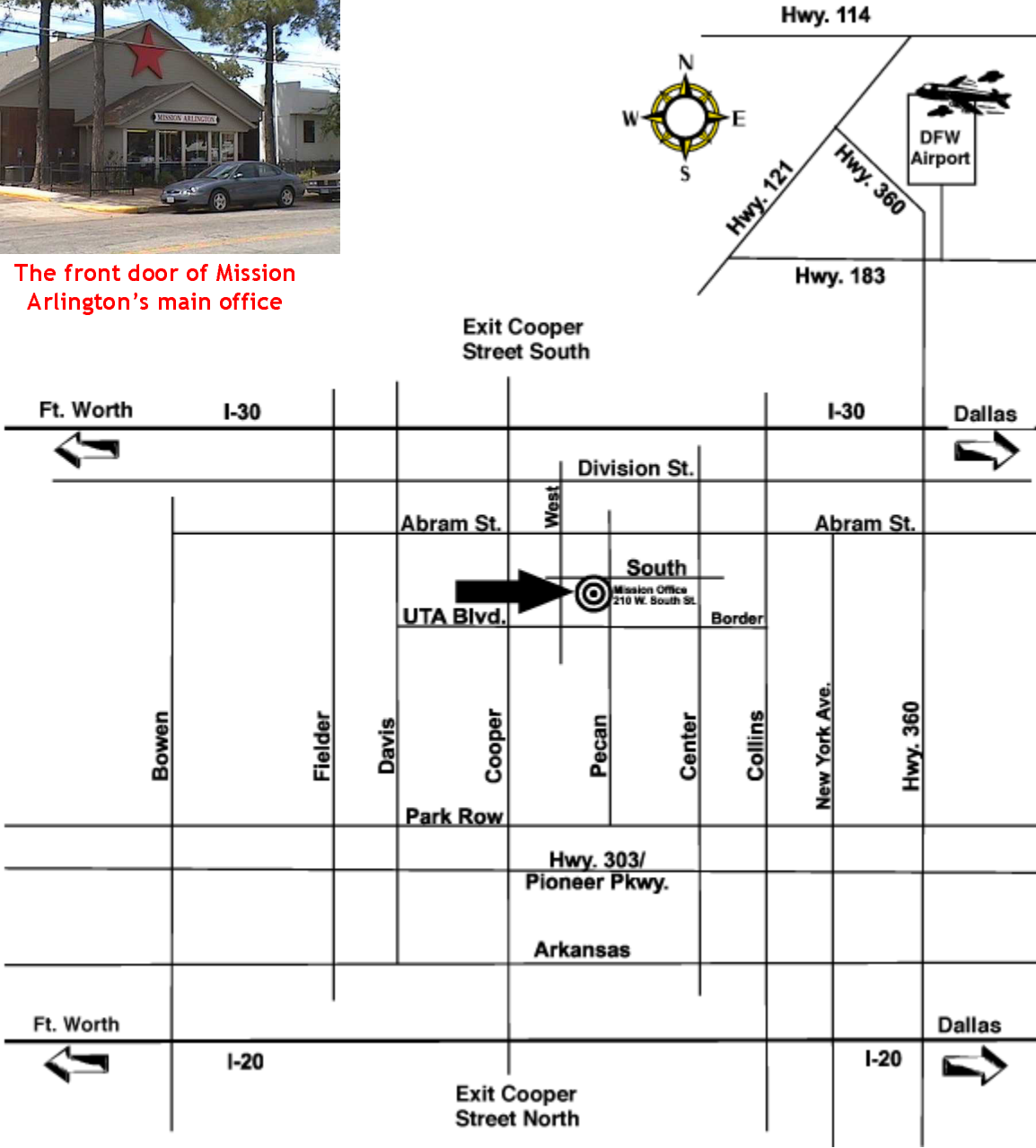
This optional suggestion is borrowed from some of our groups, and it has worked great for them. Have everybody bring a backpack with any or all of the following items:

- Extra Bibles to give away
- Small, basic first aid kit
- Trash bags for cleaning up while you are at Rainbow Express
- Water bottle (*very good idea*)
- Candy or small prizes to give away

Map to Mission Arlington



The front door of Mission Arlington's main office

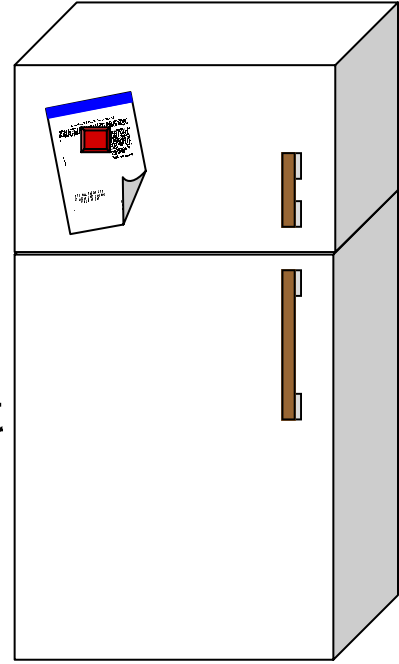


This map, which is not to scale, shows Mission Arlington/Mission Metroplex in relation to all of the major highways in and around Arlington.

The Refrigerator Sheet

FOR ALL PARENTS OF STUDENTS ATTENDING SUMMER MISSION TRIP

For our Summer Mission Trip this year we will be going to Mission Arlington / Mission Metroplex in Arlington, Texas. We will be serving with Mission Arlington through participating in apartment churches, leading Rainbow Express (Mission Arlington's version of a Vacation Bible School), and a variety of work projects.



- **Mailing Address:** 210 W. South Street, Arlington, TX, 76010. (Note—you are welcome to send students mail while they are at Mission Arlington. On the outside envelope indicate the name of the student and the name of the church or school with whom they are on Mission Trip.)
- **Website:** www.missionarlington.org
- **Phone:** 817-277-6620
- **Fax:** 817-277-3388
- **E-mail:** mission@missionarlington.org

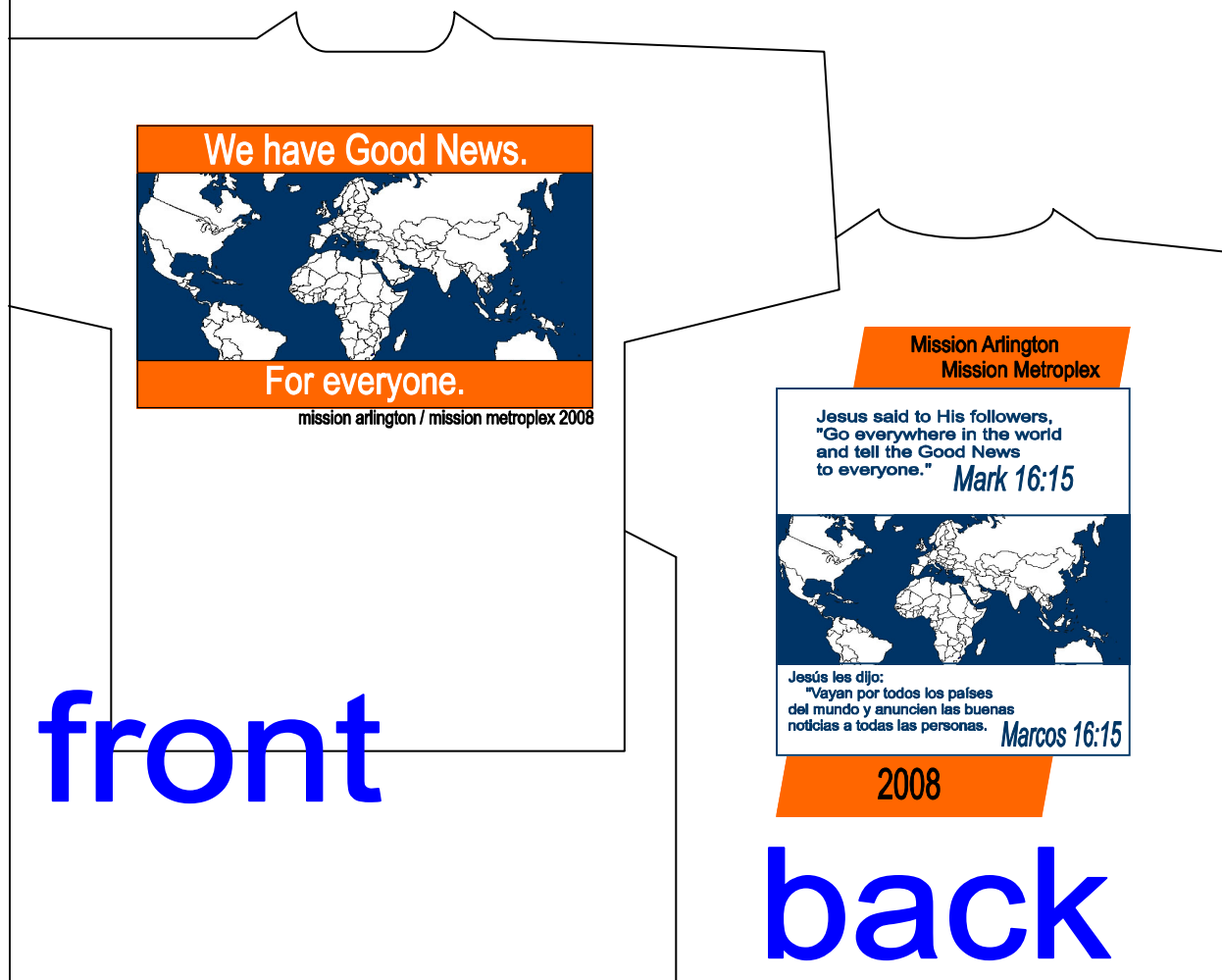
T-Shirts

Every year Mission Arlington/ Mission Metroplex makes mission trip t-shirts available for groups. Shirts are available in sizes from Adult Small to XXX-Large for \$8 each. The money goes to help fund Rainbow Express and the free summer camps we provide each year for the children and teenagers from the Mission Arlington apartment churches. The theme for this year's shirt is "We Have Good News. For Everyone." There are three ways to order shirts:

1. Buy them while you are here.
2. Pre-buy with check or credit card. We will have them here for you when you arrive.
3. Pre-buy with check or credit card. We will mail them to you. There will be an extra charge for shipping that will depend on how many shirts you purchase.

(An order form to use for pre-orders is on the next page.)

If you need more information about shirts, or to place an order, call Matt at 817-277-6620 or e-mail matt@missionarlington.org.





T-Shirt Order Form

Group: _____
Contact name and phone number: _____
Receipt needed: Yes No

Date of order: _____

Small _____
Medium _____
Large _____
X-Large _____
XX-Large _____
XXX-Large _____
Total: _____
X \$8.00= _____

Method of Payment:

- Check
- Credit Card

For those paying with Credit Card:
Card type: (please circle)



Name as it appears on card: _____

Billing address of credit card: _____

City, State, Zip: _____

Credit Card Number: _____

3 digit security code on back: _____

Expiration date: _____

Total amount to be charged: _____

T-shirt purchases are optional. You may turn this sheet in when you are here or pre-buy by:

- Printing and faxing this form, along with credit card information, to 817-277-3388.
- Printing and mailing this form, along with a check made out to Mission Arlington, to 210 W South St, Arlington, TX, 76010.
- Calling 817-277-6620 with credit card information and sizes.

Most groups pick up their shirts when they arrive here. If you prefer, we can also mail the shirts to you, with you paying the shipping. If you would like the shirts mailed, please call and ask for Matt Hart.

Section Two

Rainbow Express Training Materials

- Descriptions of each Rainbow Express team member's role
- Team rosters
- Rainbow Express outline
- Tips for a successful Rainbow Express
- Tips for working with teenagers that attend Rainbow Express
- Tips for preparing to share your personal testimony

Prepare the Team

Rainbow Express works best with teams of about 10-15 at each location. If your group is larger, consider dividing into two or more teams, and each team will lead a Rainbow Express at a different apartment community. For junior high or high school students, each team needs at least one adult. If you have one or more teams sharing a vehicle, let the Mission Arlington staff know so they can assign sites accordingly. A brief description of each team member's responsibilities is given on the following pages.

Team Responsibilities

Each team member will be given one or more of the following responsibilities:

- Team Leader
- Small Group Teachers/Helpers
- Song Leader
- Memory Verse Teacher
- Large Group Leader
- Puppet Team Coordinator
- Game Leader
- Attendance Taker
- Youth Leader

Team Leader

- ◆ Be the prayer leader for your group. Pray for your team, the people you will encounter in Arlington, and for the Mission Arlington workers that are preparing the way and will be doing follow up.
- ◆ Be in constant communication with Mission Arlington staff as you plan. Ask questions and offer suggestions. Make sure extra activities you are planning do not conflict with your responsibilities at Mission Arlington.
- ◆ Pick a member of each team for each of the team responsibilities. Give each member of the team a copy of the Rainbow Express material.
Remember that each team member will be a small group teacher or helper. If you have a limited number of workers, one person can do more than one task.
- ◆ Give each member of your team a complete Rainbow Express curriculum packet so that they all can be familiar with every aspect of the program. Make sure they are prepared for their particular assignment.
- ◆ Oversee the preparation of all other team members. Be very familiar with the lessons and activities for each day. Ensure that any advance preparation needed for crafts, memory verse activities, or closing activities has been done.

PREPARATION TIP—There is a blank team roster in the back of this section. Make one copy for each of your teams and write in who will be fulfilling each responsibility. These sheets should be passed out to each adult sponsor in your group and to Mission Arlington coordinators while you are here. (You will not be able to fill in the Rainbow Express sites until you are at Mission Arlington.)

Small Group Leaders

- ◆ You will be telling the stories to your small group. Pray that God will prepare the hearts of the kids you will be sharing with to hear His message.
- ◆ Before you come, read all of the stories. Take the time to read them from the Bible and from the packet. Know each story well. As you tell the story have your Bible open to the story. **Never read to the kids word for word from the packet!**
- ◆ Help your children or youth to understand that the story they are learning comes from the Bible. The story you are telling is included in each day's packet as an age-appropriate retelling for children. Be very familiar with the scripture and then use the retelling as a guide to communicate the themes to the children you are working with.
- ◆ Be excited about the story you are teaching. Have fun as you share the love of Christ. The kids need to know that you believe what you are saying and really want them to understand. Make eye contact with the kids and give them 100% of your attention and energy.
- ◆ Take the time to get to know the children in your small group. They need to know you care about them.
- ◆ Watch the kids as you teach. If you are losing their attention, try to involve them more. Make sure the kids hear the message.
- ◆ Review the story at the end by asking questions.
- ◆ Always have your Bible with you while you are leading your small group. Help the children understand that the stories you are teaching this week are true stories from the Bible that help us know how to follow Jesus.

PREPARATION TIP—It is often best to work in pairs. Have two workers in each small group. While one is leading the activity (telling the story, explaining the craft, etc.) the other can help children to listen, assist with crafts, and aid in other ways.

Song Leader

- ◆ You will be leading songs with your Rainbow Express group. Pray that God will help the kids to learn the songs so they can carry the message of Christ's love with them.
- ◆ There is a list of suggested songs at the end of this packet. You are not limited to doing only the songs in the list. Feel free to do any other children's songs that your group knows.
- ◆ Have songs chosen ahead of time that you will sing each day. You can take requests, but have a list of songs ready.
- ◆ Sing "stand up" songs with lots of motions first, then sing "sit down" songs to prepare the children for the puppet show or Bible story.
- ◆ Be sure all of the team members know the songs you are going to sing. All team members should sing with enthusiasm.

Memory Verse Teacher

- ◆ Pray that they will learn the verse of the week, so they can carry a piece of the Bible with them always.
- ◆ The children will have two opportunities to hear the memory verse each day: once in the opening time in a large group and once after the story time in a small group. You will be responsible for leading the memory verse activity in the large group.

Continued on next page . . .

- ◆ Read through the suggested activities ahead of time. Some require additional planning and/or materials. Make sure you have what you need.
- ◆ Make sure everyone on your team knows the activities you plan to use. Help the other small group leaders decide which memory verse activities they will do each day.
- ◆ Do not simply lead the activities as they are described in the packet. Spend time explaining the meaning of the verse and how it applies to life. Help the children understand what the memory verse means.
- ◆ The verse of the week is:

PREPARATION TIP—Bring a poster with the memory verse to teach the kids the words. This is an extremely useful visual aid. There is a one-page poster at the end of the packet. Make sure each small group has one copy. Make a larger, posterboard size for use with the large group.

English: "I know the plans I have for you," says the LORD. "I have good plans for you, not plans to hurt you. I will give you hope and a good future." Jeremiah 29:11

Spanish: "Porque yo sé los planes que tengo para ustedes"--dice el SEÑOR--"planes de paz y no de mal, para darles un futuro y una esperanza." Jeremías 29:11

Puppet Team Coordinator

- ◆ Puppets can attract people to Rainbow Express and are a tool to share the message of Jesus. Pray that God will use your puppet shows to reach people.
- ◆ You need 3-4 people from your team to use a puppet for each show. Assign each person a "voice" (i.e. know who is singing the lead and who is doing the background).
- ◆ You will receive a CD of puppet songs to lip sync along with when you arrive at Mission Arlington. Use a few minutes each evening to practice the next day's songs.
- ◆ The words to these songs are in the back of the packet. These songs talk about the messages of the stories. You are not limited to these songs. You can bring additional puppet songs or short skits to use.
- ◆ Bring a battery-powered boom box for each team.

PREPARATION TIP—If at all possible bring a loud, portable, battery operated CD player for each team with you when you come.

Attendance Taker

- ◆ Pray for the children that will attend your Rainbow Express and for the Bible Study leaders that will follow-up with the children.
- ◆ The multi-housing communities where you will hold Rainbow Express are places with ongoing Mission Arlington Bible Studies, After School Programs, and other activities. The information you gather will be a valuable resource for the Mission Arlington teams doing follow-up after you are gone.
- ◆ THIS IS AN EXTREMELY IMPORTANT JOB! We need to know about every child that comes and where they live so that we can get them involved in weekly Bible study. Also, if a child accepts

[Continued on next page . . .](#)

Christ as their Savior or needs special attention, you will mark this on the attendance sheet so that the appropriate follow-up takes place.

- ◆ As children arrive on the first day of Rainbow Express, ask for their name (first and last), age, apartment number, and building number (if applicable). *Please do not allow children to write on the attendance sheet.* Please neatly write down the information they give you.
- ◆ Be sure you have the attendance sheets before you depart for the site each day. Make sure you turn in these sheets after Rainbow Express each day. Mission Arlington will provide the blank sheets.

Large Group Leader

- ◆ Pray for the children you will be teaching. Pray that this week will change their lives.
- ◆ It is your responsibility to help the program flow from one activity into the next activity while in a large group.
- ◆ At the beginning of each day, lead a brief introduction to help transition into the small group times. During the opening time, ask the kids questions about what they learned the day before. See if any of them know the memory verse.
- ◆ Keep the kids involved and interested in everything you do.
- ◆ Always have your Bible with you while you are leading the large group. Help the children understand how much you love your Bible.
- ◆ There are short skits/object lessons at the end of each day's Rainbow Express. These will be really fun and will help drive the point home for the children and teenagers at your Rainbow Express sites. They require preparation ahead of time on your part. You will have to prepare props, learn lines, recruit a partner to act with you, etc. Take the time to do these excellently and they should be a very effective part of your Rainbow Express program.

Games Leader

- ◆ Be prepared to play some games before Rainbow Express begins as a way to gather and meet children. Play again afterwards to allow more interaction time with those that have come.
- ◆ Kids are more likely to listen to and interact with people who they know care about them. Playing games is one way to build relationships with the kids. Pray that God will use the game time to build relationships between your team members and the children.
- ◆ Find ways to incorporate the concepts of the memory verse and lessons for each day into games you are playing.
- ◆ There is a list of games at the end of this packet. You are not limited to the games on the list. Decide which games you are going to play each day. Involve everyone. Have some games prepared to play with older children and other games prepared to play with younger children.
- ◆ The apartment managers in the places you will be serving have asked Mission Arlington not to use regular balls or Frisbees or anything else that could potentially break windows in the apartment communities. If you want to use these items, bring soft, Nerf® type balls and toys that cannot cause any damage.

Youth Leader

This position was created to help your group share the gospel with the teenagers that will often gather around the periphery of your Rainbow Express. Choose two people (if possible one male and one female) to be ready to work with any youth.

- **PRAY!** Youth have always been a part of Rainbow Express, because groups like yours have always worked at making friends with the older students that hang out around your activities. However, we have really felt led to make a concentrated effort to expand the scope of Rainbow Express to include youth. Ask God to use the Rainbow Express that you lead exactly as He would desire.
- Be sensitive to the youth. Some may enjoy participating in parts of the regular Rainbow Express program, especially if they have younger siblings that are attending or if they are involved in helping in some way. Others will feel more comfortable staying completely separated from the children for the entire time.
- Be flexible. Every apartment community is different and every teenager is different. You might have no teenagers, you may have one, and there might be a dozen. Be prayerfully ready for whatever happens.
- Be sure to report any youth that attend on the Rainbow Express attendance sheet so that the Mission Arlington missionaries can effectively follow up.

There is no sure-fire method for working with youth, but here is one possible suggested schedule for a youth Rainbow Express:

While the children are:	The youth leaders are:
in opening large group: singing, puppets, memory verse, etc.	meeting any teenagers, going with them to invite their friends, etc.
in small groups: story, crafts	having the youth help to pass out craft supplies to children's small groups, then gathering in their own location. Lead a Bible Study based on the children's Bible Story for the day. Help the youth learn the memory verse.
in games time	having their own youth recreation time. See <i>Tips From A Mission Arlington Missionary</i> for ideas.

Rainbow Express Team Roster: Team _____

Contact Cell Phone Number:

AM Rainbow Express Site:
(to be filled in at Mission Arlington)

PM Rainbow Express Site:
(to be filled in at Mission Arlington)

Adult Sponsor(s):	
Team Leader:	
Large Group Leader:	
Song Leader:	
Memory Verse Teacher:	
Puppet Team Coordinator:	
Game Leader:	
Attendance Taker:	
Youth Leader:	
Small Group Teachers/ Helpers:	

Remember that one person can have more than one responsibility.

The Plan: What to do at Rainbow Express

- ◆ Begin by gathering the children. The games leader and attendance taker will wait for the children at the site. All other team members need to **knock on doors**.
- ◆ As the children arrive, begin playing games. **Write down each child's name and apartment number** on the attendance sheet.
- ◆ After finishing the games, begin singing **songs**. You may want to sing a couple of songs, then do a puppet song, then sing another song, then a puppet song. This will give the puppet team a chance to rest their arms in between songs.
- ◆ A couple of students share their **testimony**.
- ◆ Ask for prayer requests and pray.
- ◆ The Memory Verse leader will lead the children in learning the memory verse during the first **memory verse activity**. Then the large group leader gives the day's **large group introduction**.
- ◆ Divide up into **small groups**, as small as you can depending on the number of children and people in your group. During this time you will tell them the **story**, make your **craft**, and do another **memory verse activity**.
- ◆ Each small group will lead a closing activity for their small group.
- ◆ Reassemble for a large group **closing time**. The Large Group Leader will lead a short review time to help wrap up the day's activities.
- ◆ Play **games** until it is time for Rainbow Express to end.
- ◆ Pass out **snacks** to each child and **walk them home**.
- ◆ **Pick up trash** and make sure your Rainbow Express site is clean before you leave.

Tips for a Successful Rainbow Express

- ◆ **PRAY!** This is what will make or break your week. Everything you do must be bathed in prayer.
- ◆ When you first get out to the apartment community, most of the team needs to go door to door and round up the children. Some children will come early, so one or two people need to be ready to stay at the site to play games with the children (rather than knock on doors).
- ◆ Parents and older youth will probably stand around the perimeter. Get to know them, talk with them, and invite them to the Bible study at that particular apartment complex. You will receive the information about these Bible Studies when you are here.
- ◆ The opening and closing Large Group Times can be a difficult time to keep the children's attention. The more energy, preparation, and creativity you put in, the more interested and involved the children will become.
- ◆ Be sure you are always with the children. You can make a difference in their lives this week. They want and need your undivided attention.
- ◆ Love all the children. Try to get to know each of them.
- ◆ Remember that you have important jobs to be done. Don't forget your responsibilities.
- ◆ If you are not leading the singing or telling the story, sit among the children.
- ◆ Have fun! If you are having fun, the children will have fun. Likewise, if your attitude isn't the best, they will imitate your attitude.
- ◆ Everyone needs to make sure that every child and his/her apartment number are on the attendance list.
- ◆ Everyone work together and help each other.
- ◆ **PRAY!** Remember to **pray without ceasing** the whole week.

Tips About Working With Youth From A Mission Arlington Missionary

As you are gathering the younger children for Rainbow Express, inevitably you will see older youth who seemingly couldn't care less about hanging around with the little kids. Some of these youth will, however, hang out around the periphery of your Rainbow Express acting, of course, like they're not interested. But don't be fooled. If they're hanging out, they are interested.

I pray that these tips, which have been effective in reaching youth in the apartment communities where we minister, will give you some guidance on ways to engage these youth in non-threatening ways.

- **Introduce yourself:** Don't wait for the youth to walk up to you—it won't happen. You (2 or 3 of you) should walk up to them, stick out your hand to shake theirs & introduce yourself. If you're meeting guys, invite them to throw the football, play soccer, or even wall-ball (at an appropriate place). Try to do this event somewhat removed from the younger kids because they may get distracted. If you're meeting girls who aren't interested in football, soccer, or wall-ball, just be prepared to sit with them and get to know them.
- **Engage them:** Maybe they can help you unload, carry boxes, pick up trash, help translate (lots of Spanish speaking kids will be attending Rainbow Express), play with the younger kids after Rainbow Express is over, etc. During this time, you will continue to get to know them.
- **Develop a Relationship:** Remember that in Jesus' ministry, he met physical & emotional needs a lot of time before he addressed a person's spiritual needs. Don't be judgmental even if their looks, language, or conversation startles you. Hopefully you will have four days with them, so get to know them and when the Spirit leads you, begin the conversation about a relationship with Christ. Don't make assumptions about whether or not they are believers. You'll come across both.
- **Make Them Feel Special:** You want them to know that you have planned this time for them. Come prepared with football, soccer ball, basketball, etc. Maybe bring an additional snack for them. Sit around with the youth & munch on chips or cookies while you get to know them. Bring a few Bibles (pick an easy to read translation like NIV) so as one reads they can all follow along. Keep the actual lesson time short—most of the time should be spent getting to know them & discussing the lesson.

NOTE—these tips were written by members of Mission Arlington's East Arlington Team. The youth groups from their apartment churches actively participate in helping in other Bible Studies, leading Rainbow Express, and other mission work.

Tips on Preparing Your Testimony

- **Be Brief**—Remember the age of the children you are working with. They have short attention spans. You want them to understand and remember your point. The longer you talk, the less they may walk away with. Your goal should be not more than five minutes each for two testimonies, six to seven minutes for one, tops.
- **Be Simple**—Your children will not understand the phrase “I used to really struggle with trying to keep the reprobate, carnal impulses of my fleshly nature under control until I accepted the sanctifying work of the Lamb on the cross”. They will understand “When I pray and ask Jesus for help, He helps me do what God wants me to do”. Avoid the temptation to speak *churchese* while you share. Talk like you really talk.
- **Be Animated**—Let your love for Jesus show in your words, face, gestures, and tone of voice. If you share your testimony like you would share a school report on 18th century garbanzo bean farming techniques, the children will not care. If you are excited about what Christ has done in your life, the children will be too.
- **Be Excited**—Sometimes there is a temptation to think that your personal testimony may not be as interesting as somebody else's. Remember that we never need to compare our relationship with Christ to another. It took just as much of Jesus' sacrifice to save us as it did any other human being on the planet. Be excited and grateful for what God did in your life, whether it happened as an adult in prison or a five-year-old in Sunday School.
- **Be Prayerful**—Like everything else you do this week, sharing your testimony must be bathed in prayer. Ask God to give you the right words and demeanor. Ask Him to prepare the hearts of the people that will be hearing.
- **Give God the Glory**—This may sound obvious: but remember to make your testimony about God. Your testimony is not about the bad things you used to do. It's not about the good things you do now. It is about the change that Jesus brought in your life. It is about His sacrifice and His forgiveness. Make sure people walk away from your testimony impressed by Jesus, not by you.

Section Three

Rainbow Express Curriculum

Stories, crafts, memory verse activities, and opening/closing activities for all four days of Rainbow Express

Day One

- **Large Group**
 - Songs
 - Puppets
 - Testimony
 - Memory Verse: Fast and Slow
- **Small Group**
 - Story: The Calling of Peter
 - Scripture for today's story: Matthew 4:18-25, Mark 1:16-20
 - Memory Verse Review
- **Large Group**
 - Skit, story review questions

S
U
M
M
A
R
Y

Pre-Rainbow Express Gathering

You will begin each day by knocking on doors and then playing games to help attract children to your Rainbow Express.

Song Time/Puppets

When it is time to begin your activities, have all the children sit down in a large group. It would be helpful to bring a tarp for them to sit on. When the children are together and seated on the tarp, begin your song time.

The Song Leader will come to the front of the group to lead songs. One or two others may also want to come to the front to help show motions. Be sure to have several songs ready to sing and that everyone in the group knows the songs.

During this time you will also have the puppets sing their song(s). Doing the puppet show in between songs can help keep the children's attention. You are provided with one song for each day. If the children are responding well and enjoying the puppet music, it is okay to perform more than one of the songs and repeat the songs from day to day.

Testimony

The theme for this whole week of Rainbow Express is *My New Life*. Each day you will be sharing stories, songs, crafts, and other activities that help the children understand that God has a perfect plan for our lives which we interrupt through sin. They will learn that Jesus came to save us from sin and restore us to a new life with God. Obviously, the decision to follow Christ is an incredibly personal decision. It is important that the children and youth who attend your Rainbow Express understand that a personal relationship with Christ is a very important reality for the members of your group. Every day during the opening time one or two members of your group can share a short version of their testimony in front of the large group. The goal is to let the children see how listening and obeying as God has spoken in your life has made a practical and meaningful difference. *(For help on sharing in a way that will be age-appropriate and meaningful with children, each person who plans to give their testimony should read the sheet Tips on Preparing Your Testimony in the training materials section of this packet.)*

Memory Verse Activity

When the Large Group Leader finishes his opening time, the Memory Verse Teacher will come to the front to lead the memory verse activity. The large group memory verse activity for day one

TIP—The Large Group Leader should serve as a sort of “master of ceremonies” to keep each activity flowing smoothly. He should not, however, tell the day's Bible story. That will go much smoother in the small group time. Children listen more attentively in smaller groups.

Day One

is “Fast and Slow”. Have your poster of the memory verse available. Read through the verse all together several times to practice. Practice saying the memory verse faster and faster. Try saying it slower and slower. Say it in “slow motion”, using exaggerated hand motions and deep slow motion voices.

Introduction of Today’s Story--Building the Foundation

When the memory verse teacher is finished, the Large Group Leader will return to the front to provide a brief introduction to the day’s theme and story. Each day you will re-introduce the concept that the Bible tells us that truth about God’s love and the Savior He sent for us. Take time to sum up the previous day’s stories and themes. Be sure each day to introduce the theme for the day’s story. The stories for the whole week are intended to show that we can be confident in Jesus as our Savior. Help the children understand that God wants desperately for all people to know Him and accept Christ as their Savior. When you have finished this introduction, divide the children into small groups to hear the Bible story.

Below is a suggested narrative to help with the day’s introduction.

Have you ever noticed how different we all are? If you look around, there are lots of people here, and we’re all a little different. We like different foods. We might enjoy different kinds of music. I might be really good at one subject at school, and you could be really good at another. My favorite color is probably different than yours. You might be taller or shorter than your best friend. Your sister might run faster than you, or your brother might play the trumpet better, but you might be the best reader. We all have different talents and different abilities.

Did you ever wonder how we all became so different? You can find the answer in the Bible. The Bible is a special book that God gave people to help us know him. The Bible teaches us that God created each of us. He designed you exactly how he wanted you to be. Each part of you, each talent, like, and dislike were designed by God. That makes each of us very, very special. That is very good news.

We know that God made us very special to be friends with Him. He designed us in His perfect plan to be His children. That is why He was so careful to make each of us. He was making us to be a part of His loving family. That is very good news too.

Unfortunately, there is also some sad news. We have not done a good job sticking to God’s perfect design for us. God made us to be perfect friends with Him. Sadly, though, we’re not perfect at all. We have disobeyed what God asked us to do. We have broken His rules. We have not followed His instructions. God has a perfect plan for us, and we have not followed it. We are breaking God’s plan every time we think, say, or do something that is not what God wants. The Bible calls these wrong things we do *sin*. All of the problems in the world exist because people sin and mess up God’s perfect plan for us.

Thankfully, God does not give up on us when we sin. Instead, God made a way for us to start over. We know that we have all messed up: we have all sinned and turned away from God’s perfect plan. Jesus came to help put us back on track with God’s plan. He came to forgive us of our sins. If we let Him, Jesus will help us become the people God created us to be in the first place. This week we’re going to learn how to let Jesus help us this way. We’re going to see how Jesus helped one man named Simon become the person God wanted him to be. We’ll talk about how Jesus can do the same thing for us.

Small Group Story Time

When the Large Group Time is over, divide the children into small groups for story time. The text provided here is to serve as a guide for you while you tell the story. Read it through several times and be able to tell it from memory. It is not important to be able to recite this story word-for-word. Your goal is to be able to relate the story to a level children will understand. Use the wording included here as suggestions to help you make these concepts understood by elementary age children. Feel free to adapt these words to fit well with your own style.

Day One

Today's Story:

Long ago, God created the world. He wanted to fill it with people that He designed to be His family. God has a perfect plan for every single person on Earth. His plan is to help us be the wonderful friends of God that He made us to be.

Sadly, all of us have turned against God's plan. We have done, said, and thought things that God does not want. These things are called sins. Our sins mess up God's perfect plan for us.

God does not stop loving us when we sin. Instead, He made a new plan to save us from sin so we can follow His perfect plan again. God came to Earth as a human being named Jesus many years ago. Jesus made the way that we can be saved from sin.

While Jesus was here on Earth He taught people how to follow God's perfect plan. He showed them how God dearly loves all of us. He still wants us to be His children. He wants to remove our sins. Jesus came to bring us all back into God's perfect plan.

One day Jesus was walking along near a huge lake called the Sea of Galilee. In those days many people made their living on the lake fishing. They sailed in wooden boats and used big nets of rope to catch fish that they sold in the villages. As Jesus was walking He watched a man named Simon, along with his brother, hard at work in their boat a little way from the beach.

The brothers' whole lives involved fishing. They got their food from the sea. They made their money selling the fish that they caught. They spent their time repairing broken nets or working on the boat. But Jesus knew that God had much bigger plans for Simon than just fishing for all his life.

"Come, follow me," Jesus called to the brothers, "and I will make you fishers for people."

Can you imagine what Simon must have thought when he heard Jesus say that? Simon's whole life was being a fisherman. How could he just leave and follow Jesus? And what did Jesus mean when he said "fishers for people"? Simon may not have known what to think, but he was excited about the new life Jesus offered him. Right away Simon and Andrew dropped their nets, jumped out of the boat, and began to follow Jesus.

Think about that! Simon left his whole life to follow Jesus. He was excited about the new life Jesus offered him. What do you think about that choice? Is it hard to imagine deciding to start your life all over? What does it even mean to start a life over? We can't just be born again like a baby. So how does Jesus offer us a new life, just like He offered one to Simon?

We have a choice to make in our lives. We can try to run our lives ourselves, or we can accept God's help. When we try to run our lives by ourselves, we end up caught up in sin. We find ourselves doing things we wish we didn't do. Sometimes, we find it really hard to do the good things we know we should do. That's the mess that our lives become when we try to live them without help from God. That's the mess Simon's life would have been in without Jesus.

Instead of trying to live our lives alone and messing them up with sin, we can choose to accept the new life that Jesus offers us. When Jesus asked Simon to drop his nets, he was really asking Simon if Simon wanted to try to be in charge of his own life, or if he was ready to follow Jesus. Simon made the choice to follow Jesus. We can too. Just like Simon, we can say "Jesus, I know that I have messed up in my life. I'm ready to follow You instead. Please forgive my sins and let me follow You instead. I want to take the new life that You offer me."

I'm sure it was kind of scary for Simon to decide to follow Jesus to become a "fisher for people". The Bible tells us that Simon was glad he did. By deciding to follow Jesus' new life instead of sticking with his old life, Simon got to become the person God created Him to be in the first place. Simon got to see Jesus do amazing things to show people God's love and power.

The Bible says that Simon got to see as "Jesus went all over Galilee. There he taught . . . [and] preached the good news of God's kingdom. He healed every illness and sickness the people had. News about Him spread all over . . . People brought to Him all who were ill with different kinds of sicknesses. Some were suffering great pain. Others were controlled by demons. Some were shaking wildly. Others couldn't move at all. And Jesus healed all of them."

Simon's new life was certainly better than the old one. Jesus offers us a new life too. Jesus died on the cross to take away our sin. Then, on the third day, He came back to life. He invites all of us to follow Him, just like Simon did. We only have to accept the free gift of new life He offers us. If

Day One

you would like to ask Jesus to take away your sin and give you a new life with Him, please ask us. We would love to help you know how.

Each day you will close the story time with an invitation to accept Jesus. Say something like this: God wants everybody to follow Him. The problem is that sometimes we do bad things that the Bible calls sin. A sin is anything that we do that God does not want us to do. God still loves us, even though we sin. That's why Jesus came. Jesus died on the cross to be punished for our sins. Then on the third day He came back to life. Now, for anybody who asks, Jesus will take away our sins and become a part of our lives. He will help us to follow Him. The Bible says that if we believe Jesus in our hearts and follow Him, He will save us from our sin and help us to follow God. Then one day we will be with Him in heaven. Anybody that wants to choose to follow Jesus can do that today. We would love to help you know how.

Prayer Time

Take this time after the story to pray with the children in your small group. Ask them for things they would like to pray about. Tell God how awesome He is. Ask Him to help you and the children in your small group to listen to God and obey Him. Pray that the children in your group will get to know God and feel the love He has for them.

Craft

While still in your small groups, lead the children in making the craft or filling out the activities packet for the day. The craft time is not only a way to reinforce the lesson, but it also allows time to get to know the children in your small group. During this time, ask them questions about their families, friends, and school. Invest in their lives. For today's craft time you will give each child an activity packet with pictures to color and various puzzles to solve.

Supplies needed: crayons, 1 activities packet for each child

Note—an activities packet for days 1,2, & 4 is included in the Supplements and Handouts portion of this curriculum. These pages are copyright free and available for reproduction. You may also find additional resources such as more coloring pages by searching on-line or using Bible coloring books. We will have some copies of these types of additional materials available for you here during your trip. Day 3 you will be making a bead necklace to share the plan of salvation instead of packets.

Memory Verse Activity

Each day the small group time will include a Memory Verse Activity. The Memory Verse time is one of the most important activities of the day. We want these children to remember God's word and why it is important to them. A list of potential activities is included in the Supplements and Handouts portion of this packet. Use a different idea from that list each day to help the children learn the words of the verse and to explain why it applies to their lives. (Some require extra preparation, so be sure to review the list in advance.) The memory verse for this week is:

TIP—There are one page posters with the memory verse for older and younger children in English and in Spanish in the Supplements and Handouts portion of this packet. Having a copy of the one page memory verse poster with you can help you teach the verse.

English: "I know the plans I have for you," says the LORD. "I have good plans for you, not plans to hurt you. I will give you hope and a good future." Jeremiah 29:11

Spanish: Porque yo sé los planes que tengo para ustedes"--dice el SEÑOR--"planes de paz y no de mal, para darles un futuro y una esperanza." Jeremías 29:11

Day One

Wrap Up

Each day you will end your Rainbow Express in a second large group session. Have all the children return to the tarp where you started. Sometimes the movement from small groups to large group becomes distracting, especially to younger children. If you find your children becoming noisy as you return to your large group, consider singing a few songs to help everybody focus again.

In this large group session you will have a short skit/object lesson to help emphasize the theme of the day's activities. A script is provided below. When you finish the skit, ask the children review questions to help them re-cement in their own minds the day's Bible Story. Review the memory verse together one last time, then pray before dismissing to games time and snacks.

Object Lesson:

Each day you will provide a visual object lesson during your large group closing time that is designed to help drive home the day's theme.

Set-Up:

Actor 1: Needs a Bible

Actor 2: Needs : A suitcase, duffel bag, or backpack

A stack of books

A large sign that says "What do you want me to be?"

Five plain white t-shirts or plain hats. Write on the front center of each shirt or hat with large black letters. The five shirts should say: Singer, Gymnast, "Gud Spelller", Smartest in Class, and "God's Child" Actor 2 needs to be wearing all 5 shirts in layers, in that order, with singer being the outermost and "God's Child" being the innermost.

Actor 1 is sitting in front of the group reading the Bible. Actor 2 walks up, struggling with the weight of a heavy bag and books. Actor 1 looks up surprised.

Actor 1: Well hello. How are you doing today?

Actor 2: I'm having kind of a hard time. It's pretty tough carrying all this. Plus, all these shirts (or hats. *Use the same throughout*) are making me hot.

Actor 1: All these shirts? It's kind of warm outside for "all these shirts". How many shirts are you wearing right now?

Actor 2: I'm not sure. Maybe five.

Actor 1: Why are you wearing five shirts?

Actor 2: Well, it's kind of complicated. Today I was playing with my friends and they started telling me what they thought I should be like.

Actor 1: What do you mean?

Actor 2: Well, you know, you always want your friends to like you. So I asked them what they thought I should be like. I figured, if I make myself just like everybody else wants me to be, then everybody will like me.

Actor 1: It looks like that idea is giving you a lot of trouble.

Actor 2: Yes, it is. See, there's a lot of people out there in the world, and I want to be what all of them want me to be. So, I've been carrying around this sign. Everybody tells me what they want me

Day One

to be, so I've been working on trying to make them all happy.

Actor 1: That sounds pretty impossible. Why would you want to be whatever everybody else wants you to be?

Actor 2: I thought that's what everybody wanted. Besides, I think I'll be able to master it with a little work. Look at how I'm doing so far. See, this shirt says "singer", because lots of people like singers. So, I've been practicing being a super-great singer. (*Sing a few notes of a well-known song like Happy Birthday as horribly as you possibly can.*)

Actor 1: Well . . . it's obvious that you're working hard at this. But . . . I wonder if maybe you're not supposed to be a singer. Which is okay. Everybody's good at different stuff. But maybe you should not concentrate too hard on the singer label.

Actor 2: Okay . . . but I might disappoint some people. (*Remove the Singer hat*). What about this one? I'm going to get really good at gymnastics, so I can be in the Olympics. People really like the Olympics. Look, I can almost sort of do a flip-thing. (*Awkwardly attempt a somersault. Fall as exaggeratedly as possible.*)

Actor 1: Are you all right?

Actor 2: Yes. But I think maybe this one isn't working out too well either. Oh well, I'm still working on this next one. (*Remove the Gymnast label and show the "Gud Speller" label.*)

Actor 1: (*confusedly and poorly pronounced*) That says . . . "Guhd speeee-lear" What does that mean?

Actor 2: (*sadly*) I was trying to write "Good speller". I guess maybe that's not the right label for me either.

Actor 1: I'm sorry about that. But I think you're right. That might not be the right label for you.

Actor 2: Well, I can still work on this next one. (*Remove "Speller" and show "Smartest in class".*) Several people told me I need to work hard in school and that I should be the smartest in class. It's really tough though. There are a lot of kids in my class, and only one can be the smartest. I'm not sure I'll do this one well either. This bag is full of more books to study, but I don't know if I have time to read all of them. (*Begins to be very sad.*) I guess I'm kind of a failure at everything I've tried.

Actor 1: (*Comfortingly*) I think maybe you're just trying the wrong things. You tried to get everybody to give you a label of who you should be, but you forgot to ask the only person whose vote really matters.

Actor 2: What do you mean?

Actor 1: People always want to look cool in front of each other. We always want other people to like us. The problem is that we're all so different that there's no possible way any person could be absolutely everything that absolutely everyone thinks they should. But that's okay. God's the one that made us, right? And when He made us, He made us exactly like He thinks we should be. Instead of worrying what other people think, we should just work on being what He wants.

Actor 2: Are you sure God has a plan for me? There are a lot of people. Does He really have time to have a plan for all of us? Maybe I should just keep the labels that they give me.

Actor 1: No, you shouldn't worry about the labels that they give you. God promises that He really does have a plan for every single one of us. He doesn't worry about the labels other people put on

Day One

us. He knows what He made us to be.

Actor 2: That sounds like really good news. I don't think I will worry about other people's labels any more. (*Remove the "Smartest" label to reveal the "God's child" label. Seem very surprised.*) "God's child"? I didn't know I even had this one.

Actor 1: Yes, we all do. Every one of us is God's special child that He created. The Bible is full of examples of how God always has good plans for His children, plans that are much better than the labels people put on us. There was a boy named David that everybody labeled somebody to take care of animals, but God made him a king. People labeled Abraham too old to have children, but God gave him a huge family. When Moses was labeled a runaway, God had plans to make him a hero. Even today we learned about Simon. Simon was a fisherman, but Jesus had a plan to make him a fisher of men.

Actor 2: What does that mean?

Actor 1: It means that instead of going to water looking for fish, Simon was going to travel around looking for people to tell about Jesus. It's the story we learned at Rainbow Express today.

Actor 2: I think I want to know this story.

Actor 1: Well, I think these boys and girls can help you learn it.

Use this time as a natural transition into story review. Ask the children questions about what they have learned today until they can reconstruct the story for Actor 2.

Game Time/Snacks

When you are finished, pray together and be ready to play games until the end of the Rainbow Express program. After the game time, pass out snacks, clean up the area, and walk everyone home. Return to Mission Arlington to turn in your materials and attendance sheet.

Day Two

- **Large Group**
 - Songs
 - Puppets
 - Testimony
 - Memory Verse: Loud and Soft
- **Small Group**
 - Story: The Feeding of the 5,000 and Walking on the Water
 - Scripture for today's story: Matthew 14:14-36
 - Memory Verse Review
- **Large Group**
 - Skit, story review questions

SUMMARY

Pre-Rainbow Express Gathering

You will begin each day by knocking on doors and then playing games to help attract children to your Rainbow Express.

Song Time/Puppets

When it is time to begin your activities, have all the children sit down in a large group. It would be helpful to bring a tarp for them to sit on. When the children are together and seated on the tarp, begin your song time.

The Song Leader will come to the front of the group to lead songs. One or two others may also want to come to the front to help show motions. Be sure to have several songs ready to sing and that everyone in the group knows the songs.

During this time you will also have the puppets sing their song(s). Doing the puppet show in between songs can help keep the children's attention. You are provided with one song for each day. If the children are responding well and enjoying the puppet music, it is okay to perform more than one of the songs and repeat the songs from day to day.

Testimony

The theme for this whole week of Rainbow Express is *My New Life*. Each day you will be sharing stories, songs, crafts, and other activities that help the children understand that God has a perfect plan for our lives which we interrupt through sin. They will learn that Jesus came to save us from sin and restore us to a new life with God. Obviously, the decision to follow Christ is an incredibly personal decision. It is important that the children and youth who attend your Rainbow Express understand that a personal relationship with Christ is a very important reality for the members of your group. Every day during the opening time one or two members of your group can share a short version of their testimony in front of the large group. The goal is to let the children see how listening and obeying as God has spoken in your life has made a practical and meaningful difference. *(For help on sharing in a way that will be age-appropriate and meaningful with children, each person who plans to give their testimony should read the sheet Tips on Preparing Your Testimony in the training materials section of this packet.)*

Memory Verse Activity

When the Large Group Leader finishes his opening time, the Memory Verse Teacher will come to the front to lead the memory verse activity. The large group memory verse activity for day two

TIP—The Large Group Leader should serve as a sort of “master of ceremonies” to keep each activity flowing smoothly. He should not, however, tell the day's Bible story. That will go much smoother in the small group time. Children listen more attentively in smaller groups.

Day Two

is “Loud and Soft”. Have your poster of the memory verse available. Read through the verse all together several times to practice. Practice saying the memory verse together. Slowly begin to increase the volume. Divide the children into two or more teams. Have them try saying the verse together as a team. See who can say it loud and who can say it soft. Try playing Telephone by having all the children sit in a circle. Have the verse travel around the circle by having each child whisper the next word in the verse to their neighbor.

Introduction of Today’s Story--Building the Foundation

When the memory verse teacher is finished, the Large Group Leader will return to the front to provide a brief introduction to the day’s theme and story. Each day you will re-introduce the concept that the Bible tells us that truth about God’s love and the Savior He sent for us. Take time to sum up the previous day’s stories and themes. Be sure each day to introduce the theme for the day’s story. The stories for the whole week are intended to show that we can be confident in Jesus as our Savior. Help the children understand that God wants desperately for all people to know Him and accept Christ as their Savior. When you have finished this introduction, divide the children into small groups to hear the Bible story.

Below is a suggested narrative to help with the day’s introduction.

This week we’re talking about the new life that Jesus offers us. We learned that God made each of us and loves us very much. We learned that we do bad things sometimes, things that the Bible calls sin. Sin messes up God’s plan in our lives. God wants our lives to be full of love and joy and peace. Sin fills our lives up with anger, jealousy, and sadness. That’s why Jesus came to save us from sin. He wants to give us new lives, lives that are a part of God’s perfect plan for us.

It’s a lot of fun to learn these stories about Jesus. The best part, though, is that what we’re talking about this week is not just a bunch of stories. God is real. He really made us. He really loves us. He really wants us to know Him and be His friends. Sometimes we think about God like He’s far away and the only thing we can do is learn the stories about Him. That’s not true though. God is right here all around us and with us. He wants us to really get to know Him.

Think in your mind about your favorite famous person. It could be a singer, a sports star, an actor, or maybe a leader like a governor or a president. If that’s your favorite famous person, you probably know a lot about them. But that’s not the same as really knowing them, is it? *Knowing* somebody we really love is much better than just knowing *about* them. God doesn’t just want us to know about Him. He wants us to really know Him.

In today’s story we’re going to see how Peter learned this. Peter had already left his old life to follow Jesus. He saw Jesus do some amazing things. Today we’re going to see how Jesus taught Peter to really trust Him, no matter what. We’ll see that a personal friendship with Jesus is so much greater than just knowing some facts about Him.

We know that Jesus offers us a new life. We know that new life is a part of God’s perfect plan for us. We need to remember that as part of God’s perfect plan He wants you to really know and trust Him. That’s why Jesus came: to personally bring us unto a brand new life with God.

Small Group Story Time

When the Large Group Time is over, divide the children into small groups for story time. The text provided here is to serve as a guide for you while you tell the story. Read it through several times and be able to tell it from memory. It is not important to be able to recite this story word-for-word. Your goal is to be able to relate the story to a level children will understand. Use the wording included here as suggestions to help you make these concepts understood by elementary age children. Feel free to adapt these words to fit well with your own style.

Day Two

Today's Story:

Yesterday we learned how Jesus called Simon to follow Him. Simon left behind his fishing boat and followed Jesus to a new life. We learned that Simon went everywhere with Jesus. He got to see Jesus do amazing things, things only God can do. Simon began to trust Jesus more and more. He became one of Jesus' closest friends. In fact, Jesus even gave Simon a new name. He called Simon *Peter*, which means, *Rock*. Jesus was saying that Simon was one of His most faithful followers, strong like a rock. Peter was one of the people Jesus chose to be His twelve lead followers, men called the disciples.

Once, Jesus had spent the whole day teaching a huge crowd of people and healing them. Soon, it was almost time for the sun to go down. Jesus' disciples wanted him to send the people away so that they could go buy food.

"They don't need to go away," Jesus told His disciples. "You give them something to eat instead."

The disciples didn't know what to do. They thought it was impossible to feed so many people. There were 5,000 people there, just counting the men. Think how many people it must have been with all the women and children included too! "We only have five small loaves of bread and two fish," the disciples told Jesus.

"Bring the food you have here to me," Jesus told the disciples. He had all the people sit down to eat. After praying for the food, Jesus did something amazing. He began to pass out those five small loaves of bread and those two fish. But, no matter how many people He gave food to, there was still more. Jesus kept giving out food until all of the thousands and thousands of people had eaten. It was a *miracle*, something only God can do. Jesus' disciples were amazed at what they saw. They could see that Jesus really was God, just like He said.

After cleaning up, Jesus told the disciples to get in the boat and cross to the other side of the Sea of Galilee. Early in the morning, while it was still dark, the disciples in the boat became afraid because a windstorm was pounding powerful waves against the boat.

Suddenly, one of the disciples yelled "it's a ghost!". The disciples all looked out at the water and became very afraid. They could see somebody walking toward them, *walking on top of the water*.

"Be brave, it is I. Don't be afraid," a voice called. The disciples looked at each other in amazement. They recognized that voice! Jesus was coming to them, walking on top of the water.

Peter became very excited. He was amazed by Jesus' power. "Lord, if it's really you, let me walk out to you on the water," he said to Jesus.

Jesus told him to come. Peter stepped out of the boat and put his feet on the water. He didn't sink. The water held him up, just as if it were dry land. He began to walk toward Jesus. As Peter walked on the water, the wind and waves crashed around him. He began to be afraid so he stopped looking at Jesus and looked at the water. Peter became more and more scared and began to sink. "Lord, save me!" Peter yelled.

Jesus immediately reached out His hand and pulled Peter up. "Your trust is too small," Jesus told Peter. "Why did you doubt me?" They climbed into the boat together. As soon as they set foot in the boat, the wind stopped.

Jesus disciples bowed down in front of Him. They had seen that Jesus really was God. Only God could feed thousands of people with one small lunch. Only God could walk on top of the water and control the wind.

Yesterday we talked about Peter's choice to follow Jesus and accept a new life. Think about everything Peter had seen following Jesus: sick people cured, blind people seeing, hungry people fed, the message of God's love taught to everybody, and even a man walking on top of water. Peter became afraid of the wind and the waves, even though he knew Jesus could do all these amazing things. Why do you think he was scared? Why do you think Peter was worried, even though he knew about what Jesus could do?

Peter learned that day that it is not enough just to *know about* Jesus. We also have to really *trust* Jesus. We have to know that if He can walk on water and feed the hungry and cure

Day Two

the sick, He can help us too. Jesus has the power to give us a new life, just like He has the power to do all these miracles. Sometimes we think just knowing about Jesus is all we need, but Jesus wants much more than that. He wants us to *trust* him and *know* him and *love* him. Jesus wants us to have a personal friendship with Him. That's the way to have a new life with Jesus.

There may be people here today that know about Jesus. Maybe you have been to Rainbow Express before, or you attend the Bible Study in your apartments. Maybe somebody in your family reads the Bible to you. The good news that we want to tell you is that there is much more to this life than just knowing *about* Jesus. We can really get to know Jesus. Jesus wants to be with you, to love you, to teach you, and to help you live the new life that God wants to give you, just like he did for Peter that day on the lake. Jesus even died on the cross and then came back to life to take away your sin. If you would like to know more about how to have Jesus in your life, please ask us. We would love to tell you how.

Each day you will close the story time with an invitation to accept Jesus. Say something like this: God wants everybody to follow Him. The problem is that sometimes we do bad things that the Bible calls sin. A sin is anything that we do that God does not want us to do. God still loves us, even though we sin. That's why Jesus came. Jesus died on the cross to be punished for our sins. Then on the third day He came back to life. Now, for anybody who asks, Jesus will take away our sins and become a part of our lives. He will help us to follow Him. The Bible says that if we believe Jesus in our hearts and follow Him, He will save us from our sin and help us to follow God. Then one day we will be with Him in heaven. Anybody that wants to choose to follow Jesus can do that today. We would love to help you know how.

Prayer Time

Take this time after the story to pray with the children in your small group. Ask them for things they would like to pray about. Tell God how awesome He is. Ask Him to help you and the children in your small group to listen to God and obey Him. Pray that the children in your group will get to know God and feel the love He has for them.

Craft

While still in your small groups, lead the children in making the craft or filling out the activities packet for the day. The craft time is not only a way to reinforce the lesson, but it also allows time to get to know the children in your small group. During this time, ask them questions about their families, friends, and school. Invest in their lives. For today's craft time you will give each child an activity packet with pictures to color and various puzzles to solve.

Supplies needed: crayons, 1 activities packet for each child

Note—an activities packet for days 1, 2, & 4 is included in the Supplements and Handouts portion of this curriculum. These pages are copyright free and available for reproduction. You may also find additional resources such as more coloring pages by searching on-line or using Bible coloring books. We will have some copies of these types of additional materials available for you here during your trip. Day 3 you will be making a bead necklace to share the plan of salvation instead of packets.

Memory Verse Activity

Each day the small group time will include a Memory Verse Activity. The Memory Verse time is one of the most important activities of the day. We want these children to remember God's word and why it is important to them. A list of potential

TIP—There are one page posters with the memory verse for older and younger children in English and in Spanish in the Supplements and Handouts portion of this packet. Having a copy of the one page memory verse poster with you can help you teach the verse.

Day Two

activities is included in the Supplements and Handouts portion of this packet. Use a different idea from that list each day to help the children learn the words of the verse and to explain why it applies to their lives. (Some require extra preparation, so be sure to review the list in advance.) The memory verse for this week is:

English: "I know the plans I have for you," says the LORD. "I have good plans for you, not plans to hurt you. I will give you hope and a good future." Jeremiah 29:11

Spanish: "Porque yo sé los planes que tengo para ustedes"--dice el SEÑOR--"planes de paz y no de mal, para darles un futuro y una esperanza." Jeremías 29:11

Wrap Up

Each day you will end your Rainbow Express in a second large group session. Have all the children return to the tarp where you started. Sometimes the movement from small groups to large group becomes distracting, especially to younger children. If you find your children becoming noisy as you return to your large group, consider singing a few songs to help everybody focus again.

In this large group session you will have a short skit/object lesson to help emphasize the theme of the day's activities. A script is provided below. When you finish the skit, ask the children review questions to help them re- cement in their own minds the day's Bible Story. Review the memory verse together one last time, then pray before dismissing to games time and snacks.

Object Lesson:

Each day you will provide a visual object lesson during your large group closing time that is designed to help drive home the day's theme.

Set-Up:

Actor 1: Needs a Bible

Actor 2: Needs: A large notebook and a briefcase, both overstuffed with papers

Actor 1 is sitting in front of the group reading the Bible. Actor 2 walks up, raptly reading papers in the notebook. Not paying attention to walking, Actor 2 trips and falls in front of Actor 1.

Actor 1: Wow. Are you okay?

Actor 2: Yes, thanks, I'm okay. In fact, I'm better than okay. I'm stupendous.

Actor 1: Stupendous. That's really great. If you don't mind my asking, why are you stupendous today?

Actor 2: Because today, you and I are officially good friends. Look! *(Hold out the notebook and briefcase proudly.)*

Actor 1: *(Amused and confused.)* I've got to admit it. I don't get it. I sort of thought we were already good friends. And . . . what's with all the papers?

Actor 2: This is my friendship book. It tells me everything about you. That way, we can be friends. For example, did you know you were born in _____. *(Insert birthplace.)*

Actor 1: Well, yes actually, I did know that. You knew that too. We've been friends since first grade.

Day Two

Actor 2: Well, yes, okay I already knew that. But now I know all your grades since kindergarten. See, they're right here.

Actor 1: Where did you get that? Never mind, I probably don't want to know. *Why* did you get that?

Actor 2: (*Excited, doesn't notice the question.*) I also have your shot records, your shoe sizes, the receipts from every time you bought lunch, your favorite movies, what color hair you have is written down in here somewhere . . .

Actor 1: Why wouldn't you just look at my hair?

Actor 2: (*Ignoring, continues*) Let's see, here's a list of every song you've ever sung out loud in the bath room, and the answers to every cross word puzzle you ever filled out. This is a list of gums you've chewed, and (*with emphasis*) whether or not you've swallowed them.

Actor 1: (*laughing*) I admit, you've done a lot of work figuring all this out. I still don't understand why you would want to though. We're friends. Why not just talk to me? I'll be happy to tell you what you want to know.

Actor 2: (*distractedly begins to walk off*) I'm still working on finding out how old you were when you learned to tie your shoes. I also need to locate some of your toenail clippings . . .

Actor 1: Toenail clippings?!?! That's gross! Come here for a minute. Let's talk. Look, I'm really glad we're friends. I'm pretty confused right now, though. Why are you working on finding out all this stuff? It's great that you care enough about me to want to know about me. But let's hang out some too. Friendship is more than just learning a list of facts about somebody.

Actor 2: Really? I thought it would make me a better friend to know what color socks you like and how many squirts of chocolate syrup you put on your ice cream.

Actor 1: It is good that you want to know about me. I want to know about you too. But you *know* me, and I *know* you. That's even more important. Spending time together, learning from each other, having fun together, trusting each other, these are things that help us be better friends.

Actor 2: Well, I guess that kind of makes sense. Of course it does. Think about it, would you rather your friends just know all about you, or that they know about you and then actually spend time with you too?

Actor 1: That's exactly what I'm saying. A strong friendship means spending time together, not just reading books about each other. Think about what we learned about in Rainbow Express today.

Actor 2: You mean about Peter and Jesus and walking on the water?

Actor 1: Right. Peter knew a lot *about* Jesus. He had seen all the great things Jesus can do. But, Peter started to sink because he had a hard time really trusting Jesus.

Actor 2: I remember that. It wasn't just enough for Peter to see what Jesus did. He really needed to get to know Jesus so he could trust him with his whole life. Is that part of the new life Jesus wants to give us?

Actor 1: It is. Jesus doesn't just want us to think He's a character in a story. He wants us to

Day Two

know that He's real. He really loves us. He really made us. He really died on the cross to save us. He really came back to life. He really wants to give us a new life, a life with God's perfect plan.

Actor 2: I'm so glad that God has a perfect plan for us. And you're right. I really do want to get to know Jesus personally. I bet these kids can help me remember everything we've learned today.

Use this time as a natural transition into story review. Ask the children questions about what they have learned today until they can reconstruct the story for Actor 2.

Game Time/Snacks

When you are finished, pray together and be ready to play games until the end of the Rainbow Express program. After the game time, pass out snacks, clean up the area, and walk everyone home. Return to Mission Arlington to turn in your materials and attendance sheet.

Day Three

- **Large Group**
 - Songs
 - Puppets
 - Testimony
 - Memory Verse: Teams
- **Small Group**
 - Story: Peter's Denial and Forgiveness
 - Scripture for today's story: Matthew 26-28, John 21
 - Memory Verse Review
- **Large Group**
 - Skit, story review questions

S
U
M
M
A
R
Y

Pre-Rainbow Express Gathering

You will begin each day by knocking on doors and then playing games to help attract children to your Rainbow Express.

Song Time/Puppets

When it is time to begin your activities, have all the children sit down in a large group. It would be helpful to bring a tarp for them to sit on. When the children are together and seated on the tarp, begin your song time.

The Song Leader will come to the front of the group to lead songs. One or two others may also want to come to the front to help show motions. Be sure to have several songs ready to sing and that everyone in the group knows the songs.

During this time you will also have the puppets sing their song(s). Doing the puppet show in between songs can help keep the children's attention. You are provided with one song for each day. If the children are responding well and enjoying the puppet music, it is okay to perform more than one of the songs and repeat the songs from day to day.

Testimony

The theme for this whole week of Rainbow Express is *My New Life*. Each day you will be sharing stories, songs, crafts, and other activities that help the children understand that God has a perfect plan for our lives which we interrupt through sin. They will learn that Jesus came to save us from sin and restore us to a new life with God. Obviously, the decision to follow Christ is an incredibly personal decision. It is important that the children and youth who attend your Rainbow Express understand that a personal relationship with Christ is a very important reality for the members of your group. Every day during the opening time one or two members of your group can share a short version of their testimony in front of the large group. The goal is to let the children see how listening and obeying as God has spoken in your life has made a practical and meaningful difference. *(For help on sharing in a way that will be age-appropriate and meaningful with children, each person who plans to give their testimony should read the sheet Tips on Preparing Your Testimony in the training materials section of this packet.)*

Memory Verse Activity

When the Large Group Leader finishes his opening time, the Memory Verse Teacher will come to the front to lead the memory verse activity. The large group memory verse activity for day

TIP—The Large Group Leader should serve as a sort of “master of ceremonies” to keep each activity flowing smoothly. He should not, however, tell the day's Bible story. That will go much smoother in the small group time. Children listen more attentively in smaller groups.

Day Three

three is “Teams”. Have your poster of the memory verse available. Read through the verse all together several times to practice. Divide your children into teams. Have the teams compete saying the memory verse many different ways: loudest, softest, fastest, slowest, telephone style, English, Spanish, with hand motions, etc.

Introduction of Today’s Story--Building the Foundation

When the memory verse teacher is finished, the Large Group Leader will return to the front to provide a brief introduction to the day’s theme and story. Each day you will re-introduce the concept that the Bible tells us that truth about God’s love and the Savior He sent for us. Take time to sum up the previous day’s stories and themes. Be sure each day to introduce the theme for the day’s story. The stories for the whole week are intended to show that we can be confident in Jesus as our Savior. Help the children understand that God wants desperately for all people to know Him and accept Christ as their Savior. When you have finished this introduction, divide the children into small groups to hear the Bible story.

Below is a suggested narrative to help with the day’s introduction.

This week we are learning about the new life that Jesus wants to give us. The first day we talked about Simon the fisherman. We learned how Jesus called him to leave his fishing boat and follow Jesus instead. We said that Jesus knows that we have made mistakes in our lives, but that He loves us anyway. Jesus offers us a chance to follow Him instead. He will help us live the life God created us to live in the first place.

Yesterday we talked about Jesus feeding thousands of people and walking on the water. We learned that Jesus gave Simon the new nickname Peter. Peter tried to walk on the water too, but do you remember what happened? As long as Peter was looking at Jesus, he was able to walk on the water. When he stopped trusting Jesus to protect him and started worrying about the wind and the waves, he sank. Peter was having a hard time believing Jesus could help him walk on the water, even though he had seen the amazing things Jesus had done. We learned that it is not enough to just know about Jesus. We have to learn to really trust Jesus and love Him, just like He loved us. Jesus wants to have a personal friendship with us. He wants to really be involved in our lives.

Jesus showed us how much He loves us in lots of ways. He taught us about God’s love. He healed people who were sick, fed people who were hungry, and forgave people that had done wrong. We have talked about several of those things already. Today we’re going to learn the one thing that proves, more than anything else, how much Jesus really does love us. We’re going to see that Jesus did something really amazing to help us have the lives God wants to give us.

Remember that God created each of us. He designed us exactly perfect, exactly like He wants us to be. We do things that go against God’s plan though, things called *sin*. God wants to save us from our sin so that we can follow the perfect plan that He has for us. Unfortunately, none of us can take away our own sin. Only somebody perfect can take away sin. One sinner can’t remove another’s sin anymore than you can use one dirty rag to clean another dirty rag. Jesus came and lived the perfect life, then did something absolutely incredible to take away our sins.

We’re going to divide into our small groups and learn the awesome price Jesus paid to buy a new life for us.

Small Group Story Time

When the Large Group Time is over, divide the children into small groups for story time. The text provided here is to serve as a guide for you while you tell the story. Read it through several times and be able to tell it from memory. It is not important to be able to recite this story word-for-word. Your goal is to be able to relate the story to a level children will understand. Use the wording included here as suggestions to help you make these concepts understood by elementary age children. Feel free to adapt these words to fit well with your own style.

Day Three

Today's Story:

This week we have learned that God designed each and every one of us to be especially who He created us to be. We also talked about our sin. We learned that sin is all the bad things we think, do, or say, those things that God would not want. We also said that our sin is what messes up God's perfect plan for our lives. We talked about Jesus coming to make a way to take away our sin. Do you know how He did that? Today we're going to learn what Jesus did to take away sin so that we can have the new lives that God wants to give us.

Over time, huge crowds of people began to follow Jesus. They loved to hear Him teach about God's love and the new lives God offers us. They loved seeing the incredible miracles that Jesus did. Not everybody was happy about all the attention Jesus was getting. There was a group of people that did not believe what Jesus said, even though they could see what Jesus did with their own eyes. These enemies did not want to accept the new lives God offers us.

Jesus' enemies decided they wanted to get rid of Him. They started looking for a way to kill Jesus. They found one of Jesus' followers and convinced him to give Jesus over to them in exchange for some money. Then, they waited for the right moment to take Jesus and have Him killed. Jesus knew all of this was going on. Even though he knew what was going to happen and had the power to stop it, Jesus didn't stop it. He had an even bigger and better plan.

One Thursday evening was a special holiday in Jesus' country. He celebrated by having a special dinner with His twelve closest followers, the disciples. The disciples didn't know it, but it would be the last meal they would ever eat before Jesus died.

Jesus was very sad, because He knew exactly what was going to happen. "Peter, I tell you the truth," Jesus said as they walked after dinner. "Tonight, before the rooster crows in the morning, you will say three times that you don't even know me." Peter couldn't believe what he heard. He loved Jesus. He did not think he would ever leave Jesus that way. Peter promised again that nothing would make him turn away from Jesus.

Later that night, while Jesus prayed and the disciples slept, Jesus' enemies came to get Him. One of His own disciples led them to Jesus. As the crowd rushed toward Jesus with swords and clubs and torches, His disciples became very afraid. They began to run away in fear. Peter wanted to protect Jesus. He tried to fight to save Jesus' life, but Jesus ordered him to stop. Peter did not understand that this was all a part of God's plan to save us from sin and give us the new life He offers us.

Peter was afraid and confused. He ran away while Jesus' enemies arrested Him. Peter followed from a distance and watched as they took Jesus to the house of His enemies' leader. He waited outside with the servants while he waited to see what would happen to Jesus.

During the night, some of the servants outside began to recognize Peter. "You came with Jesus from Galilee," one of the servants said. Peter was afraid of what would happen to him. He lied and said that he did not know Jesus. Another servant said, "I have seen this man with Jesus." Peter lied again, promising that he did not know Jesus. A little while later, another person in the crowd came to Peter. "You must have come with Jesus. You speak like His followers do."

Peter became very upset. "I keep telling you, I don't know the man," Peter said. As he spoke the words, Peter heard a rooster crowing that the sun was coming up. He immediately remembered what Jesus had told him. Peter became so sad that he ran out of the city, crying. He had done exactly what he said he would never do. Peter was afraid he had lost Jesus and his own new life forever. Peter ran out of the town, crying bitterly.

The next morning, Friday, Jesus' enemies finished their plan. They took Jesus and killed Him on a place called Skull Hill. They drove big nails through Jesus' wrists and hung Him there on a cross. Jesus' enemies thought they had won by killing Jesus. Jesus' disciples were sad because they thought they would never see Him again. Neither group understood that God's perfect plan was happening, exactly like He wanted it to.

Ever since the very first people sinned, humans had been messing up God's perfect plan for us. Our sin keeps us away from God, which makes Him very sad. When Jesus came, He lived a perfect life, without any sin at all. He was being punished by His enemies, but He had never done anything wrong. Jesus was dying, not because of anything He had done, but to take away our sin. Jesus' death opened the door for us to accept God's new life. Now we have an opportunity to accept

Day Three

God's new life and let Jesus take away our sin.

Jesus' body lay dead in a cave until Sunday morning. Then, something amazing happened: the greatest miracle in the Bible. Sunday morning, Jesus came back to life. He spent forty days visiting His friends and showing them that He was truly alive. One morning Peter was fishing in his boat, just like he was when Jesus first came to him. Some of the other disciples were with him. Jesus came to the beach and called out to them. Peter was so excited to see Jesus that he jumped in the water and swam to shore.

After they had eaten breakfast together, Jesus walked and talked with Peter. "Peter, do you really love me?" Jesus asked. "Lord, you know I love you," Peter answered him. Jesus gave Peter some instructions. "Then feed my sheep." Jesus was telling Peter to take care of God's people, just like a shepherd takes care of sheep. Jesus was giving Peter a mission to share the message of God's love and new life and to care for people all over the world. Jesus said this to Peter three times, just as Peter had denied Jesus three times.

Think about how excited Peter must have been. When Peter lied about Jesus the night before Jesus died, he was probably scared that he had lost his opportunity to follow Jesus' new life. But when Jesus came back to life, He showed Peter that he will always love us, no matter what. He taught Peter that God can always forgive us. God always loves us, always accepts us, and always wants to be with us. He even gave us Jesus so that we would not have to die one day stuck outside of God's perfect plan. We can accept the new life that Jesus offers us here on Earth and know that one day we will be with Him forever in Heaven.

Just like Peter, we sometimes have a hard time understanding how much Jesus loves us. We sometimes might think we've done too many bad things for God to still care about us, but that's never ever true. Look at what we just learned. Jesus came to save the whole world from sin. Any of us, no matter who we are, no matter what we've done, can accept the free gift of new life that Jesus offers us. If you would like to know how to do this please tell us. We would love to help you.

Each day you will close the story time with an invitation to accept Jesus. Say something like this: God wants everybody to follow Him. The problem is that sometimes we do bad things that the Bible calls sin. A sin is anything that we do that God does not want us to do. God still loves us, even though we sin. That's why Jesus came. Jesus died on the cross to be punished for our sins. Then on the third day He came back to life. Now, for anybody who asks, Jesus will take away our sins and become a part of our lives. He will help us to follow Him. The Bible says that if we believe Jesus in our hearts and follow Him, He will save us from our sin and help us to follow God. Then one day we will be with Him in heaven. Anybody that wants to choose to follow Jesus can do that today. We would love to help you know how.

Prayer Time

Take this time after the story to pray with the children in your small group. Ask them for things they would like to pray about. Tell God how awesome He is. Ask Him to help you and the children in your small group to listen to God and obey Him. Pray that the children in your group will get to know God and feel the love He has for them.

Craft

While still in your small groups, lead the children in making the craft for the day. The craft time is not only a way to reinforce the lesson, but it also allows time to get to know the children in your small group. During this time, ask them questions about their families, friends, and school. Invest in their lives.

Salvation Necklaces

Supplies: For each child—one string or cord for necklace, and five beads, one each of red, black, white, green, yellow, plus one additional bead of any color.

Day Three

For instructions on how to make today's craft, see the following pages. Step by step instructions on which order to put the beads on the bracelet and bilingual explanations of the colors' meanings are included. You will also find optional hand out pages to give the children to help them remember the meaning of the bracelet. During this craft you will be explaining God's plan for salvation. It is very important that you approach it with sensitivity to children that may be ready to make decisions to accept Christ. Please spend time in practice and prayer so that you will be ready when the time comes to clearly explain what salvation means.

Memory Verse Activity

Each day the small group time will include a Memory Verse Activity. The Memory Verse time is one of the most important activities of the day. We want these children to remember God's word and why it is important to them. A list of potential activities is included in the Supplements and Handouts portion of this packet. Use a different idea from that list each day to help the children learn the words of the verse and to explain why it applies to their lives. (Some require extra preparation, so be sure to review the list in advance.) The memory verse for this week is:

TIP—There are one page posters with the memory verse for older and younger children in English and in Spanish in the Supplements and Handouts portion of this packet. Having a copy of the one page memory verse poster with you can help you teach the verse.

English: "I know the plans I have for you," says the LORD. "I have good plans for you, not plans to hurt you. I will give you hope and a good future." Jeremiah 29:11

Spanish: Porque yo sé los planes que tengo para ustedes"--dice el SEÑOR--"planes de paz y no de mal, para darles un futuro y una esperanza." Jeremías 29:11

Wrap Up

Each day you will end your Rainbow Express in a second large group session. Have all the children return to the tarp where you started. Sometimes the movement from small groups to large group becomes distracting, especially to younger children. If you find your children becoming noisy as you return to your large group, consider singing a few songs to help everybody focus again.

In this large group session you will have a short skit/object lesson to help emphasize the theme of the day's activities. A script is provided below. When you finish the skit, ask the children review questions to help them re-cement in their own minds the day's Bible Story. Review the memory verse together one last time, then pray before dismissing to games time and snacks.

Object Lesson:

Each day you will provide a visual object lesson during your large group closing time that is designed to help drive home the day's theme.

Set-Up:

Actor 1: Needs a Bible

Actor 2: Needs : The largest suitcase or bag you can find. Place several wadded up pieces of paper inside.

Actor 1 sits, reading the Bible. Looks up as Actor 2 noisily attempts to pull an apparently very heavy bag. Actor 2 grunts, wheezes, sighs, occasionally trips, and generally has a hard time with what must be a shockingly heavy bag.

Actor 1: Ummm . . . can I help?

Day Three

Actor 2: (*panting*) With what?

Actor 1: Well . . . you seem to be having a hard time moving a very, very heavy bag.

Actor 2: Oh . . . you mean this?

Actor 1: Yes. I mean that. What is that anyway?

Actor 2: Well, some of my friends helped me put this together. I call it my: “I wish I hadn’t done that bag”.

Actor 1: What exactly is an “I wish I hadn’t done that bag”?

Actor 2: Well, it’s a pretty good idea, actually. You know how sometimes we all mess up?

Actor 1: Yes, I know that.

Actor 2: Well, this bag is supposed to help me not mess up any more.

Actor 1: How exactly is it supposed to stop you from messing up? So far it just seems to trip you up.

Actor 2: Well, yes, it is hard to move around. But let me show you what’s inside. (*Remove one of the wadded up pieces of paper and give to Actor 1*).

Actor 1: (*reading out loud*) “Stuffed a grilled cheese sandwich in the VCR.” (*Actor 2 gives another paper*) “Threw a fit and yelled in the grocery store when I didn’t get the candy I wanted.” (*Actor 2 gives another paper*) “Tuna fish, chocolate syrup, tortillas, gummy worms, and brussels sprouts”. I don’t think I understand the bag. (*Actor 2 snatches back the last paper*)

Actor 2: Well, that last one was a mistake. That’s my recipe for lunch tomorrow. The first ones are right though. I’m trying to write down every bad thing I’ve ever done. Then I’m putting the papers in this bag and taking it with me everywhere I go.

Actor 1: Why in the world would you want to do that?

Actor 2: I figure that if I always keep all these bad things with me, it will help me remember what they were, then I won’t do them any more.

Actor 1: So you filled this whole bag with bad things?

Actor 2: Technically, this is just one of the bags. There were too many to fit into just one bag, so I had to separate them by theme.

Actor 1: By theme?

Actor 2: Right, these are all food related.

Actor 1: Well, I like that you’re trying to not do these bad things anymore. But I think you’re going about it in a pretty wrong way.

Actor 2: What do you mean?

Day Three

Actor 1: I think you're going to get pretty tired of carrying this bag, right?

Actor 2: I'm already tired of it.

Actor 1: Well, there's a reason for that. The Bible says that all the bad things we do are called sins. Our lives, unfortunately, are full of them. We all do lots of stuff that we shouldn't do. Just like this bag, those sins weigh us down and mess us up. They can't separate us from God's love, but they do separate us from the perfect plan He has for us.

Actor 2: I can understand that. This bag of paper sins messes me up a lot. I can imagine the real sins are much worse.

Actor 1: You're right, it's much worse. But there's good news too. Even though our sins are really bad, God never stops loving us. Jesus came to make a way to take away our sin. He died on the cross and then come back to life so that you and I won't have to be separated from God forever.

Actor 2: Well . . . I know that Jesus died on the cross for me. But I've done some pretty bad stuff. Just look at the size of this bag. You should feel how heavy it is.

Actor 1: I don't really want to feel how heavy it is. I think I'll take your word for it. But it doesn't matter how full the bag is. If we all made a list of every bad thing we've ever done, we'd all have a really big bag. And God knows all those things.

Actor 2: Oh no! God already knows all the things in this bag.

Actor 1: He does. But don't worry. Even though God knows all about that, He promises that He will never, ever, ever stop loving you. Remember the story of Peter today?

Actor 2: Kind of. But he didn't have a bag.

Actor 1: That's true. But he had done some things that were so bad he wasn't sure that Jesus would still love him. But Jesus did love Peter. In fact, Jesus gave Peter a special job to do. Jesus loves us too, and gives us a special job. No matter who we are, no matter what we've done, Jesus loves us. You don't have to carry that heavy bag around because Jesus already took care of it for us. He made a way to forgive every bad thing. He made a way to save us from our sin.

Actor 2: I want to know more about it.

Actor 1: Well, these guys and girls can help you learn the story.

Use this time as a natural transition into story review. Ask the children questions about what they have learned today until they can reconstruct the story for Actor 2.

Game Time/Snacks

When you are finished, pray together and be ready to play games until the end of the Rainbow Express program. After the game time, pass out snacks, clean up the area, and walk everyone home. Return to Mission Arlington to turn in your materials and attendance sheet.

Day Three Craft

Note-When explaining the meanings of the colors refer to the bead and the sin it represents as dark rather than black.

DARK- This reminds us of sin. Sin is anything we do that is not what God wants us to do. The Bible says that everyone has sinned.

OSCURO- *Este representa el pecado. El pecado es cualquier cosa que hacemos que no complace a Dios. La Biblia nos dice que todos hemos pecado.*

TIP—This page is given for small group leaders to use as a guide to help them when explaining the meanings of the colors. The next two pages are intended as optional extras you can send home with your Rainbow Express students to help them remember the meaning of the necklace.

RED- This reminds us of Jesus' blood. Jesus was God's Son and He died on the cross to pay the punishment for our sins.

ROJO- *Este representa la sangre de Jesús. Jesús es el Hijo de Dios y El murió en la cruz para pagar por las consecuencias de nuestros pecados.*

WHITE- This reminds us of our new lives. The Bible says that after we have accepted Jesus, we are brand new. He cleans out the sin that was in us. Jesus is in our lives! He will never leave!

BLANCO- *Este representa nueva vida. La Biblia dice que al aceptar a Jesús como nuestro Salvador, somos hechos nuevos. El limpia el pecado que estaba dentro de nosotros. ¡Esto es porque Jesús esta en nuestras vidas!*


GREEN- This reminds us that we are to grow as a Christian. In order to grow in our relationship with God, we need to pray, read the Bible, and hang out with other Christians by coming to Bible Study.


VERDE- *Este representa crecimiento como Cristiano. Para crecer necesitamos tener una relación con Dios. Esto es posible orando, leyendo la Biblia, y teniendo convivió con otros Cristianos por venir al Estudio Bíblico.*


YELLOW- This reminds us of Heaven! The Bible says that every person who has trusted Jesus to be his or her Savior will spend forever in Heaven with Him.


AMARILLO- *Este representa el cielo. La Biblia nos dice que cada persona que ha puesto su fe en Jesús como Salvador estará por toda la eternidad en el cielo a lado de El.*


Day Three: Salvation Cross Necklace Step-By-Step Instructions


 <p>1</p>	<p>Put one end of the string through the black bead. Put the bead in the middle of the string.</p>
--	--

 <p>2</p>	<p>Put both ends of the string through the red bead. Move the red bead to let it rest on top of the black.</p>
---	--

 <p>3</p>	<p>Put the white bead over one end of the string and let it fall to the red bead.</p>
---	---

 <p>4</p>	<p>Put the other end of the string through the green bead.</p>
---	--

 <p>5</p>	<p>Pull both ends of the string through the yellow bead.</p>
---	--

	<p>Line up the green and white beads next to each other on top of the red bead. Move the yellow bead down to just above them. Put the filler bead (usually clear, but can be any extra bead that you want to use) in between the green and white beads. <i>The open ends of the filler bead need to be against the sides of the other two.</i> (In other words, the filler bead has to be perpendicular to the green and white.) Push the yellow bead down so that it tightens the string through the green and white beads. The green and white beads should squeeze tight enough to keep the filler bead in place. If you have gel glue, a little bit will help keep the beads secure. Tie a knot just above the yellow bead. Make sure you tie it tightly enough to keep the yellow bead secure against the others or the filler bead might fall out. (Tying more than one knot can help keep the yellow bead from being able to slide up the string.) Tie the two ends of the string together, and your cross necklace is complete.</p>
---	---



dark

Sometimes I do bad things that make God sad.
A veces hago cosas malas que no le gustan a Dios.

red

Jesus loves me, so He died on the cross to help me.
Jesús se murió en la cruz por mí porque me ama.

white

Jesus can take away all the bad things I do.
Jesús puede quitar todas las cosas malas que hago.

green

I can follow Jesus and learn to be more like Him.
Yo puedo seguir a Jesús y aprender ser mas como El.

yellow

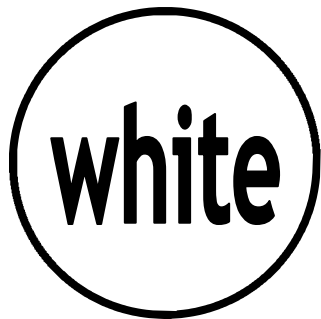
One day I will be with Jesus in Heaven.
Un día estaré en El Cielo con Jesús.



Everyone has sinned. No one measures up to God's glory.
Romans 3:23



But here is how God has shown his love for us. While we were still sinners, Christ died for us. Romans 5:8



Anyone who believes in Christ is a new creation. The old is gone! The new has come! 2 Corinthians 5:17



You are the children that God dearly loves. So be just like Him. Ephesians 5:1



[Jesus said] "In my Father's house are many rooms; if it were not so, I would have told you. I am going there to prepare a place for you. And if I go and prepare a place for you, I will come back and take you to be with me that you also may be where I am." John 14:2-3

Day Four

- **Large Group**
 - Songs
 - Puppets
 - Testimony
 - Memory Verse: Next Word Relay
- **Small Group**
 - Story: Sharing the Good News
 - Scripture for today's story: Matthew 28:16-20, Acts 1:3,6-11, 3:1-11,4,1-21
 - Memory Verse Review
- **Large Group**
 - Object Lesson, story review questions

S
U
M
M
A
R
Y

Pre-Rainbow Express Gathering

You will begin each day by knocking on doors and then playing games to help attract children to your Rainbow Express.

Song Time/Puppets

When it is time to begin your activities, have all the children sit down in a large group. It would be helpful to bring a tarp for them to sit on. When the children are together and seated on the tarp, begin your song time.

The Song Leader will come to the front of the group to lead songs. One or two others may also want to come to the front to help show motions. Be sure to have several songs ready to sing and that everyone in the group knows the songs.

During this time you will also have the puppets sing their song(s). Doing the puppet show in between songs can help keep the children's attention. You are provided with one song for each day. If the children are responding well and enjoying the puppet music, it is okay to perform more than one of the songs and repeat the songs from day to day.

Testimony

The theme for this whole week of Rainbow Express is *My New Life*. Each day you will be sharing stories, songs, crafts, and other activities that help the children understand that God has a perfect plan for our lives which we interrupt through sin. They will learn that Jesus came to save us from sin and restore us to a new life with God. Obviously, the decision to follow Christ is an incredibly personal decision. It is important that the children and youth who attend your Rainbow Express understand that a personal relationship with Christ is a very important reality for the members of your group. Every day during the opening time one or two members of your group can share a short version of their testimony in front of the large group. The goal is to let the children see how listening and obeying as God has spoken in your life has made a practical and meaningful difference. *(For help on sharing in a way that will be age-appropriate and meaningful with children, each person who plans to give their testimony should read the sheet Tips on Preparing Your Testimony in the training materials section of this packet.)*

Memory Verse Activity

When the Large Group Leader finishes his opening time, the Memory Verse Teacher will come to the front to lead the memory verse activity. The large group memory verse activity for day four

TIP—The Large Group Leader should serve as a sort of “master of ceremonies” to keep each activity flowing smoothly. He should not, however, tell the day's Bible story. That will go much smoother in the small group time. Children listen more attentively in smaller groups.

Day Four

is “Next Word Relay”. Have your poster of the memory verse available. Read through the verse all together several times to practice. Divide the children into two or more teams. Then, split each team in half. Have the two halves face each other in a single file line, about ten feet apart. Have the first person on the team say the first word of the verse. That player then runs across and tags the first player in the line facing them. The first player then runs to the back of that line. The second player then says the next word in the verse, then runs across to tag the player on the opposite line. Keep going until each team has said the whole verse. You may want to bring a stopwatch to time the children and see which team can do it the fastest.

Introduction of Today’s Story--Building the Foundation

When the memory verse teacher is finished, the Large Group Leader will return to the front to provide a brief introduction to the day’s theme and story. Each day you will re-introduce the concept that the Bible tells us that truth about God’s love and the Savior He sent for us. Take time to sum up the previous day’s stories and themes. Be sure each day to introduce the theme for the day’s story. The stories for the whole week are intended to show that we can be confident in Jesus as our Savior. Help the children understand that God wants desperately for all people to know Him and accept Christ as their Savior. When you have finished this introduction, divide the children into small groups to hear the Bible story.

Below is a suggested narrative to help with the day’s introduction.

This week we’re learning about the new life that Jesus wants to give us. We’ve learned that God lovingly designed each of us and that He has a perfect plan for us. We also know that, sadly, we’re not perfect. We sometimes choose to think, say, or do wrong things called *sin*. Sin keeps us away from God’s perfect plan for us. God doesn’t give up on us, though. Jesus came to take away our sin and to offer us a new life. He gave His own life by dying on the cross so that we can have a perfect, forever life with God.

The new life that Jesus offers us is incredibly good news. It makes me very excited to remember that Jesus loves me so much that He was even willing to die so that I can have a new life. I’m so happy about it that I came here this week to share this good news with all of you. That’s what we do with good news, right? We share it with other people. Think about when you have a birthday party, a really good grade, or a new baby brother or sister? Don’t you want to tell other people about it? It makes us feel good to share good news with the people around us.

Jesus gave us an important good-news-sharing job. Jesus wants those of us who have Him in our lives to tell other people about Him. Remember, Jesus loves every single person in the whole world. He offers the same forgiveness, the same love, and the same opportunity for a new life to all people. Jesus loves us enough that He lets us be a part of His perfect plan. That plan includes making sure everybody gets a chance to know Jesus.

Today we’re going to see how Jesus helps us carry out that perfect plan. He promised that He will always be with us. He loves us, and wants to help us help other people know that He loves them too.

Small Group Story Time

When the Large Group Time is over, divide the children into small groups for story time. The text provided here is to serve as a guide for you while you tell the story. Read it through several times and be able to tell it from memory. It is not important to be able to recite this story word-for-word. Your goal is to be able to relate the story to a level children will understand. Use the wording included here as suggestions to help you make these concepts understood by elementary age children. Feel free to adapt these words to fit well with your own style.

Today’s Story:

This week we have seen that God loves us and created each of us to be part of His family. We

Day Four

have learned that God has a wonderful, perfect plan for each of our lives. We also talked about sin: all the bad things we do, think, or say that God would not like. We said that Jesus came to save us from sin and give us a new life so we can enjoy God's great plan for us.

We have talked about Peter, and seen how Jesus gave Peter a brand new life. The first day we saw how Peter left behind his boat and old life to follow Jesus. We said that we can choose to follow Jesus too. The second day we talked about Jesus feeding thousands of people and walking on the water. We learned that we can do more than just learn stories about Jesus; we can really trust him with our whole lives. Yesterday we learned how Jesus died on the cross and came back to life. We learned that Jesus paid the price for our sin and opened the door for us to have a wonderful new life with God.

Yesterday we said that after Jesus came back to life He spent some time with His disciples. After forty days, Jesus took His disciples to the top of a mountain. Jesus gave His disciples a very important instruction. He told them to tell everybody about Jesus. They were to invite people to accept the new life that Jesus offers. "Teach them to obey everything I have commanded you," Jesus said. "And you can be sure that I am always with you, to the very end." As He was speaking, Jesus began to float up into the sky. The disciples stood there amazed, watching as Jesus returned to His home in Heaven. He floated higher and higher until a cloud covered Him and the disciples could not see Him any more.

Not long after that the disciples and many of Jesus' followers were gathered together, talking to Jesus by praying. As they prayed, they heard a very loud noise, like a strong wind. They watched as something that looked like fire came into the room. It separated into small fires and came and landed on the heads of each of them, but without hurting them. The disciples began to feel something they had never felt before. What do you think it was?

When we think of God, we sometimes think about Him like He lives far away, "up there somewhere" in Heaven. Through Jesus, the disciples had learned that God wants to be with people. Now the disciples were finding something brand new. God was coming to live *in* people. The Bible tells us that when we accept the new life that Jesus made for us when He died on the cross, God comes to live in each of our lives. He wants to be right here with us, even inside us.

The disciples could feel that God had come to live in them. They finally had the new lives that Jesus had been promising them all along. The disciples excitedly began to tell everybody around them the Good News about Jesus, His death on the cross, and His return to life.

One day Peter and one of the other disciples, John, were on their way to church. There was a man sitting outside whose legs did not work. He had never been able to walk. Each day the man sat outside the church and asked people coming in for money to buy food. When he saw Peter and John he asked them for money too.

"Look at us," Peter said to the man who could not walk. "I don't have any money to give you, but I will give you what I do have. In the name of Jesus, stand up and walk." Peter pulled the man, who had never stood up before, to his feet. The man began to walk, then run, then jump and dance around. People in the church could see what was happening. They recognized the running, jumping man as the same man they had known their whole lives couldn't walk. People began to crowd around Peter and John to hear them explain what happened. Peter began to tell the happy crowd the good news about Jesus.

The church where they were was run by the same people who were enemies of Jesus, the people that had killed Him on a cross. When these enemies heard that Peter was talking about Jesus in their church, they became very upset. They rushed at Peter and John and had them arrested. Some thought they should kill Peter and John, just like they had killed Jesus. Some thought they should leave Jesus' followers alone. Finally, they decided to order the disciples to never speak about Jesus again. The church leaders promised Peter and John that if they ever spoke about Jesus again, they would be killed.

What do you think Peter said? Remember yesterday we learned that when Peter was afraid the night Jesus' enemies came, Peter lied and said he had never even met Jesus. Now, though, God had come to live inside Peter, just like He wants to do for you and me. When God comes into us, He gives us a brand new life. He helps us to live the perfect plan He has for us. Peter was not afraid any more. Knowing Jesus had changed Peter's whole life. Peter looked straight at the men who had killed Jesus, men Peter knew could kill him too. "For us, there is no question," Peter said, "we

Day Four

cannot stop talking about what we have seen and heard.” The church leaders were amazed. The Bible tells us that they could see Peter and John were ordinary people, but that being with Jesus had changed their lives. They let Peter and John go.

Everything changes when we let Jesus into our lives, when we accept the free gift He got for us by dying on the cross and returning to life. Jesus’ new life makes scared people brave. It makes mean people kind, and lonely people loving. God helps us to love Him like we should, know Him like we should, and obey Him like we should. There is nothing better than the life that Jesus offers us. All we have to do is accept His free gift. Then, just like Peter, we need to tell other people about it.

You can see from what we have learned this week the complete change that God made in Peter. He offers us the same opportunity. We can become God’s best friends, His own children. Then He can use us to help more and more other people know Him too. We are part of the mission that Jesus gave the disciples to tell the whole world about Him. If you think you are ready to accept the new life that Jesus offers you, please talk to us. We would love to help you know how.

Each day you will close the story time with an invitation to accept Jesus. Say something like this: God wants everybody to follow Him. The problem is that sometimes we do bad things that the Bible calls sin. A sin is anything that we do that God does not want us to do. God still loves us, even though we sin. That’s why Jesus came. Jesus died on the cross to be punished for our sins. Then on the third day He came back to life. Now, for anybody who asks, Jesus will take away our sins and become a part of our lives. He will help us to follow Him. The Bible says that if we believe Jesus in our hearts and follow Him, He will save us from our sin and help us to follow God. Then one day we will be with Him in heaven. Anybody that wants to choose to follow Jesus can do that today. We would love to help you know how.

Prayer Time

Take this time after the story to pray with the children in your small group. Ask them for things they would like to pray about. Tell God how awesome He is. Ask Him to help you and the children in your small group to listen to God and obey Him. Pray that the children in your group will get to know God and feel the love He has for them.

Craft

While still in your small groups, lead the children in making the craft or filling out the activities packet for the day. The craft time is not only a way to reinforce the lesson, but it also allows time to get to know the children in your small group. During this time, ask them questions about their families, friends, and school. Invest in their lives. For today’s craft time you will give each child an activity packet with pictures to color and various puzzles to solve.

Supplies needed: crayons, 1 activities packet for each child

Note—an activities packet for days 1,2, & 4 is included in the Supplements and Handouts portion of this curriculum. These pages are copyright free and available for reproduction. You may also find additional resources such as more coloring pages by searching on-line or using Bible coloring books. We will have some copies of these types of additional materials available for you here during your trip. Day 3 you will be making a bead necklace to share the plan of salvation instead of packets.

Memory Verse Activity

Each day the small group time will include a Memory Verse Activity. The Memory Verse time is one of the most important activities of the day. We want these children to remember God’s word and why it is important to them. A list of potential activities is included in the Supplements and Handouts portion of

TIP—There are one page posters with the memory verse for older and younger children in English and in Spanish in the Supplements and Handouts portion of this packet. Having a copy of the one page memory verse poster with you can help you teach the verse.

Day Four

this packet. Use a different idea from that list each day to help the children learn the words of the verse and to explain why it applies to their lives. (Some require extra preparation, so be sure to review the list in advance.) The memory verse for this week is:

English: "I know the plans I have for you," says the LORD. "I have good plans for you, not plans to hurt you. I will give you hope and a good future." Jeremiah 29:11

Spanish: Porque yo sé los planes que tengo para ustedes"--dice el SEÑOR--"planes de paz y no de mal, para darles un futuro y una esperanza." Jeremías 29:11

Wrap Up

Each day you will end your Rainbow Express in a second large group session. Have all the children return to the tarp where you started. Sometimes the movement from small groups to large group becomes distracting, especially to younger children. If you find your children becoming noisy as you return to your large group, consider singing a few songs to help everybody focus again.

In this large group session you will have a short skit/object lesson to help emphasize the theme of the day's activities. A script is provided below. When you finish the skit, ask the children review questions to help them re-cement in their own minds the day's Bible Story. Review the memory verse together one last time, then pray before dismissing to games time and snacks.

Object Lesson:

Each day you will provide a visual object lesson during your large group closing time that is designed to help drive home the day's theme.

For Day Four you will be having a game instead of a skit. You will need: a stopwatch and a pen and paper to keep track of times.

Begin by asking questions to review the day's story. Emphasize that as part of our new lives God calls us to tell other people about Him. We are to share the Good News of Jesus with the whole world. Explain that your group is leading Rainbow Express this week to follow Jesus' instructions to tell everybody about Him. Tell the children that you came to Mission Arlington just because God loves them and wants them to know it. Talk about how we are supposed to tell the whole world about God. Explain that that can seem like such a big job that it's impossible, but God has a plan.

Have everybody stand up and form a big circle. Tell them that you're going to practice telling everybody the Good News about Jesus. Pick one member of your group to tell the Good News. Explain that he or she is going to run to every member of the circle and whisper in their ear that Jesus loves them. Another member is going to time how long it takes to tell everybody. (The goal is to show that one person telling every other person would take much too long. You want this process to take just long enough that the children recognize it as ridiculous without becoming bored. If your group is small, have the runner run back and forth to opposite sides of the circle instead of around the circle sequentially to make it take longer. If you have a very large Rainbow Express, you may want to sub divide into several groups.)

When the runner finishes telling every person that Jesus loves them, have the timekeeper announce the time. Explain that it took much too long. We would never be able to tell everybody in the whole world that way. Say that you're going to try it again and that the runner needs to go faster. Repeat the process, but with the runner exaggeratedly sprinting, panting, tripping etc. At the end, the time will still be too long.

Day Four

Ask the children if they have any ideas that would make the plan go faster. This time have the messenger tell two people at a time. At the end show that this was faster, but still not nearly fast enough.

Ask the students for more suggestions. Eventually, come up with the idea that telling the whole world about Jesus is too big a job for one person. We all need to help tell people about Jesus. This time, pick one of the students to be the messenger. But explain that as soon as he or she tells one person, that person becomes a messenger too. Every person that the second messenger tells also becomes a messenger, so that the message will quickly multiply and spread. Time this process. Show the students how much faster it was. Explain that there is only one way for Jesus' perfect plan for the whole world to hear about Him to happen. All who follow Jesus need to work together to tell others about Him.

Explain to the children that they are *all* missionaries, just like your group. You are all a part of Jesus' plan to help people know God's love and have the new lives he offers us. Explain that this is your last day leading Rainbow Express with them. You need to go back to your homes so that you can keep telling people in your hometown about Jesus. The students at your Rainbow Express need to stay here to keep telling people here about Jesus. Promise each other that we will all keep sharing the Good News about Jesus with the people around us, whether it's Arlington or your hometown. Pray together with the children that Jesus will help us all to be good messengers for Him.

Game Time/Snacks

When you are finished, pray together and be ready to play games until the end of the Rainbow Express program. After the game time, pass out snacks, clean up the area, and walk everyone home. Return to Mission Arlington to turn in your materials and attendance sheet.

Section Four

Supplements and Handouts

Reproducible
crafts, song
lyrics, games,
memory verse
activities,
and more

SONGS: Use these suggested songs during your opening song time. Feel free to add any fun Christian children's songs that you know too.

1. Bubbling

It's bubbling, it's bubbling,
it's bubbling in my soul
There's singing and laughter
since Jesus made me whole
Folks don't understand it,
I cannot keep it quiet!!
It's bubbling, bubbling, bubbling,
bubbling, bubbling day and night

2. Come and Go with Me

Come and go with me to my Father's house
Come and go with me to my Father's house
It's a big, big house with lots and lots of room
A big, big table with lots and lots of food
A big, big yard where we can play football
A big, big house, it's my Father's house

3. Deep and Wide

Deep and wide, deep and wide
There's a fountain flowin' deep and wide
Deep and wide, deep and wide
There's a fountain flowin' deep and wide

4. Do You Love my Jesus

Deep, deep Ohhh deep down down
Deep down in my heart, I love you Jesus
Deep, deep Ohhh deep down down
Deep down in my heart
Do you love my Jesus deep down in your heart?
Yes I love my Jesus deep down in my heart!

5. Father Abraham

Father Abraham had many sons
Many sons had Father Abraham
I am one of them, and so are you
So let's just praise the Lord - Right Arm!

...Left arm, right foot, left foot, nod your head,
turn around, sit down!

6. God Is So Good

God is so good, God is so good,
God is so good, He's so good to me

He answers prayer...
I love Him so....

7. Give Me Oil in my Lamp

Give me oil in my lamp,
Keep me burning, burning, burning
Give me oil in my lamp, I pray
Give me oil in my lamp,
Keep me burning, burning, burning
Keep me burning til the break of day

Sing Hosanna, sing Hosanna,
Sing Hosanna to the King of Kings
Sing Hosanna, sing Hosanna,
Sing Hosanna to the King

Give me gas in my Ford,
Keep me truckin' for the Lord...
Give me wax on my board,
Keep me surfin' for the Lord...
Give me umption in my gumption,
Make me function, function, function...

8. The B-I-B-L-E

The B-I-B-L-E, yes that's the book for me
I stand alone on the Word of God
The B-I-B-L-E

9. He's a Peach of a Savior

He's a peach of a Savior
He's the apple of my eye
He prunes away the branches
when my branches get too high
He stomps my grapes of wrath
when my life gets too tough
That's why I'm bananas for the Lord
He's the vine and we're the branches
He's the vine and we're the branches
He's the vine and we're the branches
That's why I'm bananas for the Lord

10. I'm All Wrapped Up

I'm all wrapped up, I'm all tied up,
I'm all tangled up in Jesus
I'm all wrapped up, I'm all tied up,
I'm all tangled up in God
I'm all wrapped up, I'm all tied up,
I'm all tangled up in Jesus
I'm all wrapped up, tied up, tangled up in God

11. I'm Gonna Sing, Sing, Sing

I'm gonna sing, sing, sing
I'm gonna shout, shout, shout
I'm gonna sing, I'm gonna shout, Praise the Lord
When those gates are opened wide
I'm gonna sit by Jesus' side
I'm gonna sing, I'm gonna shout, Praise the Lord

12. I'm in the Lord's Army

I may never march in the infantry,
ride in the cavalry, shoot the artillery
I may never fly o'er the enemy
But I'm in the Lord's army, Yes sir!
I'm in the Lord's army, Yes sir!
I'm in the Lord's army, Yes sir!
I may never march in the infantry,

SONGS: Use these suggested songs during your opening song time. Feel free to add any fun Christian children's songs that you know too.

ride in the cavalry, shoot the artillery
I may never fly o'er the enemy
But I'm in the Lord's army

13. I've Got a River of Life

I've got a river of life flowing out of me
Makes the lame to walk and the blind to see
Opens prisoners' doors, sets the captives free
I've got a river of life flowing out of me
Spring up oh well (gush gush gush gush)
within my soul
Spring up oh well (splish splash) and make me
whole
Spring up oh well (whoosh) and give to me
That life abundantly

14. I've Got Joy Down in my Heart

I've got joy down in my heart
Deep deep down in my heart
Spell it J-O-Y Down in my heart
Deep deep down in my heart
Who put it there? Jesus put it there
And nothing can destroy it,
destroy it, destroy it – UGH!
I've got joy down in my heart
Deep deep down in my heart

15. I've Got Peace Like a River

I've got peace like a river, I've got peace like a
river
I've got peace like a river in my soul
I've got peace like a river, I've got peace like a
river
I've got peace like a river in my soul
I've got love like a mountain.....
I've got joy like a fountain.....
I've got peace, love, and joy
like a river mountain fountain.....

16. I Have So Much

I have so much, so much, so much, so much, so
much, so much, so much, so much, so much, so
much,
so much, so much, so much (clap) to be thankful
for. (REPEAT)
I have Jesus to be thankful for.....
I have the Bible to be thankful for.....
I have you to be thankful for.....

17. Little Square Box

If I had a little square box to put my Jesus in,
I'd take Him out and hug His neck
and share Him with a friend
But if I had a little square box
to put the devil in,

I'd take him out and STOMP HIS FACE
and put him back again.

18. I've Got the Joy, Joy, Joy, Joy

I've got the joy, joy, joy, joy down in my heart
Where? Down in my heart
Where? Down in my heart
I've got the joy, joy, joy, joy down in my heart
Down in my heart to stay
And I'm so happy, so very happy
I've got the love of Jesus in my heart
Down in my heart
And I'm so happy, so very happy
I've got the love of Jesus in my heart

And if the devil doesn't like it
he can sit on a tack! Ouch!....
And if the devil doesn't like it
he can swallow a bomb! Boom!.....
And if the devil doesn't like it
he can fall off a cliff! Ahhh!.....
I've got the wonderful love of my blessed
redeemer way down in the depths of my heart....

19. If You're Happy and You Know It

If you're happy and you know it clap your hands
If you're happy and you know it clap your hands
If you're happy and you know it
then your face will surely show it
If you're happy and you know it clap your hands
If you're happy and you know it
stomp your feet...
If you're happy and you know it say Amen...
If you're happy and you know it Praise the Lord...
If you're happy and you know it say Yee-Haw...

20. Jesus in the Morning

Jesus, Jesus, Jesus in the morning
Jesus at the noon time
Jesus, Jesus, Jesus when the sun goes down

Love Him...
Serve Him...
Praise Him...
Share Him...
Thank Him...

21. Jesus Is my Rock

Jesus is my Rock, and He rolls my blues away
Bop shoe Bop Shoe Bop Woo!! (Repeat 2x)

22. Jesus Loves Me

Jesus loves me this I know,
for the Bible tells me so
Little ones to Him belong

SONGS: Use these suggested songs during your opening song time. Feel free to add any fun Christian children's songs that you know too.

They are weak but He is strong
 Chorus:
 Singing na na na na na na na na- Heh!
 Na na na na na na na na- Huh!
 Yes, Jesus loves me, Yes, Jesus loves me,
 Yes, Jesus loves me, The Bible tells me so

Jesus loves me when I'm good
 When I do the things I should
 Jesus loves me when I'm bad
 Though it makes Him very sad
 (Chorus)

23. My God Is So Big

My God is so big, so strong and so mighty
 There's nothing my God cannot do
 My God is so big, so strong and so mighty
 There's nothing my God cannot do
 The mountains are His, the rivers are His
 The stars are His handiwork too
 My God is so big, so strong and so mighty
 There's nothing my God cannot do, for you

24. No One That I Know

No one that I know walks like you,
 Talks like you, or looks like you
 No one that I know is like you
 No one else does what you do

25. Sheep Song

I wanna be a sheep baa baa,
 I wanna be a sheep baa baa
 Cuz Jesus loves sheep
 I wanna be a sheep baa baa
 I don't wanna be a goat nope nope
 I don't wanna be a goat nope nope
 Cuz there ain't no hope for goats
 I don't wanna be a goat nope nope

26. Satan Didn't Like It

Satan didn't like it when we
 Came outta the wilderness
 Came outta the wilderness
 Came outta the wilderness
 Satan didn't like it when we
 Came outta the wilderness
 Walkin' with the Lord, Walkin' with the Lord
 Walkin' with the Lord
 Satan didn't like it when we
 Came outta the wilderness
 Walkin' with the Lord

Swimmin' with the Lord...
 Dancin' with the Lord...

27. Shake a Friend's Hand

Shake a friend's hand,
 Shake the hand next to you
 Shake a friend's hand and sing along
 Shake a friend's hand,
 Shake the hand next to you
 Shake a friend's hand and sing,
 Sing a ha-la-la-la-la-la-leluah,
 Ha-la-la-la-la-leluah (repeat)

Scratch a friend's back, ...
 Hug a friend's neck...

28. Swing Low, Sweet Chariot

Swing low, sweet chariot
 Comin' fo' to carry me home
 Swing low, sweet chariot
 Comin' fo' to carry me home

29. On a Day Like This

On a day like this (clap, clap)
 On a day like this (clap, clap)
 On a day like this (clap) Ohhhhhhhh
 I need the Lord to help me
 On a day like this (stomp, stomp, clap, clap)
 On a day like this (stomp, stomp, clap, clap)
 On a day like this (stomp, clap) Ohhhhhhhh
 I need the Lord to help me

On a day like this (toot, toot, stomp, stomp, clap,
 clap)...
 On a day like this (pat, pat, toot, toot, stomp,
 stomp, clap, clap)...
 On a day like this (bounce, bounce, pat, pat, toot,
 toot, stomp, stomp, clap, clap)

30. The Fruit of the Spirit

The fruit of the Spirit's not a banana
 The fruit of the Spirit's not a banana
 If you wanna be a banana
 You might as well hear it
 You can't be a fruit of the Spirit
 Cuz the fruit is love, joy, peace and patience,
 kindness, goodness, faithfulness, gentleness and
 self control
 The fruit of the Spirit's not a coconut...
 The fruit of the Spirit's not a lemon...

31. This is the Day

This is the day, this is the day
 That the Lord has made, that the Lord has made
 I will rejoice, I will rejoice
 And be glad in it, And be glad in it

SONGS: Use these suggested songs during your opening song time. Feel free to add any fun Christian children's songs that you know too.

This is the day that the Lord has made
I will rejoice and be glad in it
This is the day, this is the day
That the Lord has made

32. This Little Light of Mine

This little light of mine, I'm gonna let it shine
This little light of mine, I'm gonna let it shine
This little light of mine, I'm gonna let it shine
Let it shine, let it shine, let it shine
Hide it under a bush, oh no!
I'm gonna let it shine
Hide it under a bush, oh no!
I'm gonna let it shine
Hide it under a bush, oh no!
I'm gonna let it shine
Let it shine, let it shine, let it shine

Won't let satan blow it out,
I'm gonna let it shine

33. Walk, Walk, Walk, Walk in the Light

It's a great day to praise the Lord.
It's a great day to praise the Lord.
It's a great day to praise the Lord.
Walking in the Light of Love.
Walk, walk, walk, walk in the light (Hey!)
Walk, walk, walk, walk in the light (Hey!)
Walk, walk, walk, walk in the light (Hey!)
Walking in the Light of Love.

It's a great day to hug a neck...
It's a great day to say "Amen!"...

34. What a Mighty God We Serve

What a mighty God we serve
What a mighty God we serve
Angels bow before Him
Heaven and earth adore Him.
What a mighty God we serve.

35. Who's the King of the Jungle?

Who's the king of the jungle? ooo ooo
Who's the king of the sea?
wiggie wiggie wiggie
Who's the king of the universe,
and who's the king of me?
I tell you J-E-S-U-S! Yes!
He's the King of me
He's the king of the universe,
the jungle, ooo ooo
and the sea. wiggie wiggie wiggie

36. With Jesus in your Boat

With Jesus in your boat,
you can smile through the storm
Smile through the storm,
smile through the storm
With Jesus in your boat,
you can smile through the storm
When you're sailing home
Sailing, sailing home, sailing, sailing home
With Jesus in your boat, you can smile through
the storm when you're sailing home

GAMES: These games are just suggestions to help you get started. Feel free to incorporate other children's games you think will work well.

Big, Bad Wolf: Have the children stand in a line at one end of the game area. One leader or child is the “Big, Bad Wolf” and will stand at the other end of the area with her back to the children. In unison, the children shout, “What time is it Mr. Wolf?” The wolf answers with an hour, “4 o'clock”, for example. The children take that number of steps forward. If the wolf said “4 o'clock,” the children would take 4 steps toward the wolf. When the wolf thinks the children are close enough to her, she answers their question with, “It's eating time!” Then she chases them back to their starting line. Anyone she tags joins her as a wolf. The game ends when all but one participant has been tagged.

Knots: Direct children to stand in a circle, then tell them to join right hands with someone across from them. While maintaining that grip, each person should grab a different person's left hand. No one should join hands with a person immediately beside him or her. The objective of the game simply is to untangle masses of arms, legs, and bodies without releasing hand grips. Twisting or adjusting a grip is permissible and needed to prevent impossible movements of joints! Untangling the knot may take time, but usually a single large circle or two small ones (interconnected) are formed. If, after a reasonable amount of time, the group is still helplessly tangled, direct two participants to drop each other's hands. Doing so will permit a quick solution.

Overall Understanding: Players are divided into two teams. Teams line up in parallel rows with players standing behind one another. The first player on each team is given a beach ball, or balloon. When the leader says, “Go,” the first player on each line passes the ball backward over her head to the second player. The second player passes the ball under his legs to the next person in line, and so forth. The ball continues to be passed backward down the line, alternately over and under, until it reaches the last player. The last player, receiving the ball, runs to the front of his or her line and begins to pass the ball back again. This continues until every player on the line has a chance to be at the beginning. The team whose first player gets to the front of the line again is the winner.

PREPARATION TIP—Once children get “wound up”, it can be tough to get them “wound down” again. Games time is an important bonding opportunity between you and the children. Don't use games that are too rough or that could become a distraction: Red Rover, roughhousing, etc.

Parachute: You will have a tarp with you to use for the children to sit on each day. The tarp can double as a “parachute”. Have the kids stand on all sides of the tarp and hold it at waist level. Each side of the tarp is a team, making four teams. Put a beach ball on the tarp. Have the kids shake the tarp. They should try to shake the tarp so that the beach ball falls off another team's side. Whenever the beach ball falls off the tarp, the team on that side gets a point. The team that has the fewest points at the end of the game wins.

People to People: Tell everyone to find a partner and choose one person to lead the game. The leader yells a body part, and the players will touch each other using that part. For example, the leader might say, “knee to knee,” and the partners will touch knees. After several rounds, the leader will yell, “people to people,” and everyone has to find a new partner. The leader also runs into the crowd and finds a partner. Whoever is left without a partner is the new leader.

Sharks and Minnows: You will need a good size running area for this game. Have the children line up along one side of the area. They are the “minnows”. Have the leader stand in the middle of the area. The leader is the shark. When the shark yells “Go!”, the minnows run to the other end of the area. The shark runs around and tags as many minnows as possible before they reach the other end of the field. When a minnow is tagged, he or she must freeze wherever tagged. When all of the untagged minnows reach the end of the area, the shark yells, “Go!” again. This time the shark and the frozen minnows may tag the runners. The game continues until there is only one minnow left. That minnow is the winner and begins the next game as the shark.

Everybody's It Tag: There are two rules: (1) everybody is It, and (2) when a player is tagged, he or she is frozen. Have everyone stand in a circle. Then the leader shouts “Everybody's it!” and the game starts (and quickly ends).

GAMES: These games are just suggestions to help you get started. Feel free to incorporate other children's games you think will work well.

Hospital Tag: The first time a player is tagged, she puts her hand on the part of herself that was tagged. The second time she is tagged, she must put her other hand on that area. The third time, because she is out of hands, she must sit down.

Freezer/Defroster Tag: A tagged player must freeze with his hands and feet on the ground and his back to the sky. He can move again when another player crawls between his hands and feet.

Trust Walk: Chose a landmark in your area to be the "goal" of this game. A mailbox or tree will probably be readily available for this purpose. Blindfold one player and choose another player to be the "guide." Have the rest of the children scatter themselves between the blindfolded person and the goal. The guide leads the blindfolded person through all the people to the goal while the children in the way will call out other directions. The blindfolded player must listen carefully to the guides instructions. Let the children take turns being blindfolded and being the guide.

Circle Spot Rush: All players stand in a circle, arms' length apart, facing inward. In the center of the circle are small markers (paper plates, pieces of construction paper, etc.). The number of markers is always one less than the number of players. The leader of the game stands just outside the circle and calls out various types of movement: run, skip, hop, etc. The players move clockwise around the circle in the way directed by the leader. The game leader can also call out *stop* (all players freeze wherever they are) or *about face* (players continue to move in the same manner but reverse directions). When the game leader yells *rush* all players run to the center of the circle and try to stand on one of the markers. Whichever player does not stand on a marker is eliminated. One marker is removed and play continues. The object of the game is to be the last player remaining.

Animal Relay: Each small group will be a team. Teams stand in single file lines, facing a finish line about fifty feet away. The first player runs across the finish line, runs back, tags the next player, and goes to the end of the line. The relay continues until each player has run twice. While they run the game leader calls out various animals. All players must run like that animal until the next one is called. The first team to have all their players finish twice wins.

Sit Down Volleyball- materials needed: beach ball: Divide all players into two equal teams. Have the two teams sit down indian-style facing each other in two to four rows. The object of the game is to get the ball behind the other team. One person throws the ball up in the air and the two teams hit the ball back and forth until one team hits it over the heads of the other team and it lands behind them. Score just like regular volleyball. The catch is that both teams have to stay seated throughout the entire game. You can add variety to the game by having each team use only one hand or sitting with teams backs toward each other instead of facing each other.

Elbow Tag: Assign all players a partner. Spread pairs out evenly across the playing area. Have the pairs link arms. Choose one pair to start out as the chaser "It", and the chasee. Just like regular tag, It tries to tag the chasee. If the chasee is tagged, he or she in turn becomes it and the chase reverses. The chasee's goal is to link with another player. When the chasee links arms with one side of a pair, the other player must unlink, becoming the chasee.

PUPPETS

Remember that you can borrow puppets from Mission Arlington / Mission Metroplex if you do not have any.

More than two decades ago, we learned that puppets have a power to draw people. Obviously a simple puppet show holds the most charm for young children. You will be amazed, however, how many parents, grandparents, aunts, and uncles will come to watch puppets just because they are curious. This gives you a great opportunity to connect with them and potentially share the gospel. So don't be afraid to try using them, even if you never have before. Here are some tips on how easily incorporate puppets into your Rainbow Express program:

SONG TIME—Have the puppets sing along with the songs. This is fun for young children.

MEMORY VERSE—Have the puppets help teach the memory verse. We have found it to be especially helpful to have the children teach the memory verse to the puppets. Let the puppets “play dumb” so that it takes them several tries to learn it.


GATHERING—Have the puppets going while you are out knocking on doors and taking attendance. You will find the puppet show attracts plenty of curiosity.

CLOSING TIME—Have the puppets ask the review questions in the final large group time. Alternatively, you could have the puppets give funny answers to the review questions asked and let the children help correct them.

PUPPET CONCERTS—One of the simplest and surprisingly effective ways to use puppets is to let them give a one or two song “concert” each day during your Rainbow Express program. You will be given a CD of four songs while you are at Mission Arlington, each of which will incorporate thematically with one of the days of Rainbow Express. Use these as the final song from each day's puppet concert and as a segue to introduce the days' topic. You can add your own songs too. We have had great response with upbeat Christian music, especially if there is an easy chorus the kids can catch on to and sing along with. Songs like “Get Down” or “Big House” by Audio Adrenaline, “Dive” by Steven Curtis Chapman, “Shine” or “He Reigns” by the Newsboys, and a huge number of others by artists like David Crowder, The Supertones, and more are fun songs to do with puppets.

A NOTE ON PUPPET MUSIC—It is very important to remember that some songs that might be youth group favorites may be more likely to drive away than attract some parents. Keep in mind that the goal is to find opportunities to interact with all age groups, not just children and teenagers. We recommend not using some of the “rockier” Christian music out there, such as Thousand Foot Krutch or some Tobymac. Don't forget that the music is for the residents of the apartments, not for our personal listening pleasure. If you would like to purchase more puppet music, the CDs we will loan you while you are here are from a series called RPM-Righteous Pop Music. You can order from them online from the company that produces them at onewaystreet.com.

PREPARATION TIP: Print the lyrics to each of the four puppet songs. Taping these sheets to the inside of your puppet stage will help you as you perform. If you do not have a puppet stage you can easily make one out of a large cardboard box (at Mission Arlington we use refrigerator boxes or washer/dryer boxes). Just cut and unfold the box and then decorate the front with butcher paper, spray paint, or any other way that you would like. If you are not able to make one, you may borrow one from Mission Arlington / Mission Metroplex while you are here.



PUPPETS DAY ONE— I Will Follow Him

I love Him, I love Him, I love Him
And where He leads I'll follow
I'll follow, I'll follow

I will follow Him
Follow Him wherever He may lead
There isn't an ocean too deep
Or mountain so high it can keep
Me from God's love

I must follow Him (follow Him)
Ever since He touched my life I knew
I'd serve my Lord eternally
And go anywhere that He leads
He is my destiny (destiny)

Chorus:

I love Him, I love Him, I love Him
And where He leads I'll follow
I'll follow, I'll follow
He'll always be my Savior
My Savior, my Savior
From now until forever, forever, forever

PUPPETS DAY TWO—Washin' My Sins Away

Let me tell you how my Lord
 Gave me joy and peace and more
 Like I've never know before
 Washin' my sins away
 Now I'm havin' lots of fun
 Got the devil on the run
 Man, I'm glad I met God's Son
 Washin' my sins away

He's blessing', healin', He's so good, And He's so great
 Yeah, lovin', forgivin', Yeah, washin' my sins away

Here's a babe in swaddling clothes
 Came to live on earth below
 Just because He loves us so
 Washin' my sins away
 Gave His life on Calvary
 Rose again to set us free
 Did it all for you and me
 Washin' my sins away

He's blessing', healin', He's so good, And He's so great
 Yeah, lovin', forgivin', Yeah, washin' my sins away
 Let's praise a while!

He's good! He's great! He's Lord! He's God!
 He's strong! He's big! He's mine!

Let me tell you what this means
 Jesus the Nazarene
 Will cleanse your heart and make you clean
 Washin' your sins away
 So ask Him in your heart today
 Humble yourself and pray
 He'll come in to your heart to stay
 Washin' your sins away

He's blessin', healin', He's so good, and He's so great
 Yeah, lovin', forgivin', yeah, washin' my sins away

PUPPETS DAY THREE— Walking With the Son

It ain't no joke I'd like to win the world
 for Christ and tell the world that
 Jesus died for you and me and show the
 world they can believe Him and receive Him
 Hey, I know I'm just one guy
 But God's love has set me free
 This is the life for me, they call it Christianity
 He gave me liberty, and it last eternally
 And it's the way to get to Heaven for the lost and alone
 If you just call Him He will answer
 'cause He's still on the throne

Chorus:

So don't delay, act now, His Word
 Will show you how
 Just ask Him into your heart
 And He'll give you a new start
 And then you follow and give Him your tomorrows
 Because the battle's won, you might as well be walkin' on the Son

Two thousand years ago God sent His only Son
 And He rose up from the grave
 So that we could be saved
 And believers today, we worship Him and pray
 Just singin' and clappin', and blessings will happen
 And we have joy and peace that never will decrease
 And His love we show to everyone we know
 So come and join us as we sing
 And praise our King
 Because He is Lord and Sovereign over everything

Chorus

It ain't no joke when people think they have no hope
 And their heart's so trouble that they think they cannot cope
 Don't criticize behavior, just them to the Savior
 You know rule number one is love God
 And love your neighbor
 So don't sit back, kick back, and watch the world get bushwhacked
 News at 10:00 the power of God beats Satan's attack
 Put away your sin before your sin puts you away
 Just follow Jesus, He'll be there to show you the way

Chorus

You might as well be walkin' with the Son (repeat 4x)

PUPPETS DAY FOUR—Witness in the Streets

Callin' out around the church
 Are you sharing with the folks you meet?
 God is love, and the time is now
 To witness in the streets (witness in the streets)
 Let's witness in our school, now (Witness in the streets)
 At the workplace too (Witness in the streets)
 Everywhere we go (Witness in the streets)

All we need is Jesus, sweet Jesus (Sweet, sweet, sweet, sweet)
 Gotta share Him everywhere (Share Him everywhere)
 There'll be blessings given, and sins forgiven
 When we witness in the streets, oh (Witness in the streets)

It doesn't matter what we've done
 'Cause God's grace is for everyone
 So come on, every boy and every girl
 Spread the news around the world
 We're gonna witness (Witness in the streets)
 Witness in the streets (Witness in the streets)

It's just an invitation to free salvation
 Let's be his hands and feet
 It's our holy mission, our great commission
 To witness in the streets (Witness in the streets)

In the USA (Witness in the streets)
 Europe, Asia, and Africa (Witness in the streets)
 And in Latin America (Witness in the streets)

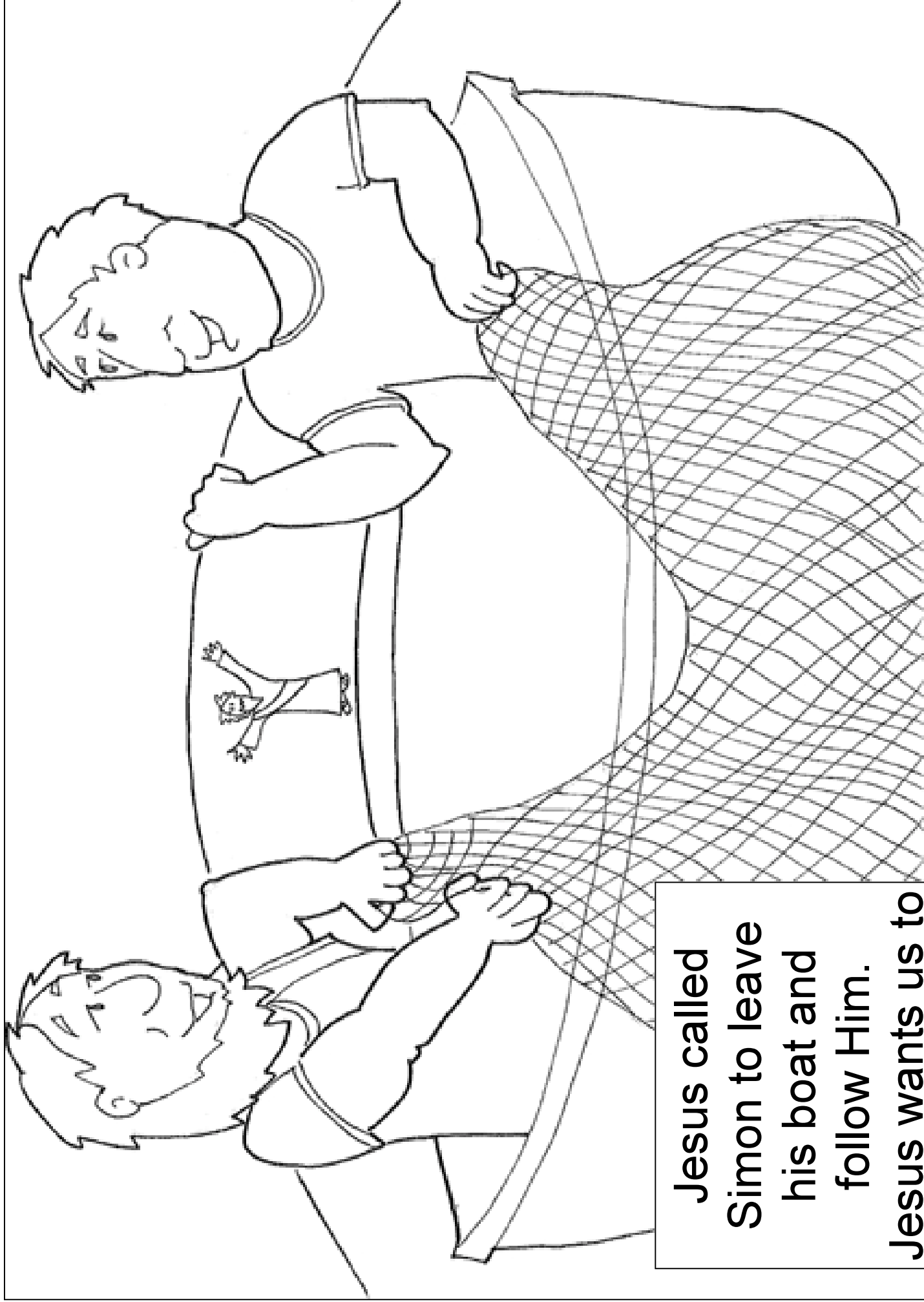
All we need is Jesus, sweet Jesus (sweet, sweet, sweet, sweet Jesus)
 Gotta share Him everywhere (Share Him everywhere)
 There'll be people prayin', cause we're obeyin'
 Witnessing in the streets (Witness in the streets)

It doesn't matter what we've done
 Cause God's grace is for everyone
 So come on, every boy and every girl
 Spread the news around the world
 We're gonna witness (Witness in the streets)
 Witness in the streets (Witness in the streets)
 Every day, gotta show the way, and witness in the streets (Witness in the streets)
 In our neighborhood too, me and you must witness in the streets
 (Witness in the streets)
 Don't you know witness, witness in the streets (Witness in the streets)

My New Life





Activity Packets

Handouts with coloring pages and other activities for days 1, 2, and 4 (day 3 you will be making a necklace instead)



Jesus called
Simon to leave
his boat and
follow Him.
Jesus wants us to
follow Him too.

Jesus made each of us
different and wants to
be our friend.



Peter Follows Jesus

S U S E J E N Y P A E P X B W
B N E T S K F O S P E C W T Q
S E F R Q A T C M O V N I B K
U Q O S N L E N P I K R H S L
H Y L S T P I L V B S Z N K X
C P L I C R E I V P K W M F Z
A A O M A P J B R O B M E D J
U N W V S D F M F R T V S T T
G K D B B T O R I E C W I N F
J X W R B K Z C F P S H U T O
B C G Z E O J F D K G P A G P
H A N L Y W M A N G F O D M T
V C K U R W H W P D B W J Q Q
F I S H E R M A N O O I Y V T
B Y N V Q E W S I D H S U T U

ANDREW
FOLLOW
NETS

BOAT
JESUS
PEOPLE

FISHERMAN
LAKE
SIMON

FUT	D A	, NO	YOU .	THE	HAVE
URE .	E GO	, " S	NOW	FOR	GIVE
LORD	EREM	GOOD	" I K	IAH	TO H
OD P	YOU	LANS	HAV	E AN	1
S I	T PL	FOR	ANS	HOP	URT
YOU	. " I	YOU	" J	PLAN	I W
29 : 1	ILL	THE	AYS		

This puzzle tells us an important truth about Jesus. To solve it, match the letter tiles above to the empty spaces below. When you finish, you will have a complete sentence.

Peter Learns to Have Faith

D T O F L B E S D J W L N Y W B H S E B
F K A Y M A L I T Y C S O A M C Z L B T
B R E A D A C I R O O X T E B Z L K T S
W Q X D F S A S R E R E J A P W D H O A
Q B O J A B R U H H R M G K E Y J E V H
S I I Q S O I S A S G S Z S N D K T W W
F T S U R T M E Q L E V P T Q A T H H G
O K U M A W N J E V M L R F V W I S Y B
D N A S U O H T E V I F P E A P I A K P
J W T C P A Z V K T H G E I T F R O Y Z
T W P Q J N I M B E J Q W C C E V S P A
R K U V I P L V W M G C G I F S P B B Z
D O A D T T O J V S O U O Z O S I D L L
W U E N K H R L J I V C I C Z R E D P K
Z B T J G H A M N P X V Z I O K D D V O
A B I J H A C N E Q L H S S L H P K B C
S U G B O Q A Q U W Z T P A J H W K P R
V Q E R S B P L L A V N W C S E L U N I
P Q F R T M M L F R Z D V X C L Y R U U
C V Q F B R J W B X W X L J B R D O V U

BREAD
FIVE THOUSAND
MIRACLE
TRUST

DISCIPLES
GHOST
PETER
WALKED

FISH
JESUS
STORM
WATER

Unscramble each of the clue words.

Copy the letters in the numbered cells to other cells with the same number to reveal a special message.

RAWTE
11 28 52 60

PEERT
9 51 43 58 31

KWLA
34 10 2

BAOT
23 38 6

HISF
40 33 45 7

RABDE
21 30 16 54

SUEJS
59 35 13 24 39

AET
18 44 46

RGUYHN
29 42 3 36 41 22

ROCWD
47 20 5 32

NIDW
49 14 12 56

SOGHT
50 15 4 27 48

FARDAI
26 19 57 53 1 37

VAESW
55 17 8 25

" , "


. "
25 26 22 27 28 29 30 10 23 31 32 33 7 34 17 35 36 23 4 37 9 10 38 3 39

, .
40 20 41 22 23 42 3 20 43 9 10 44 3 45 46 23 15 24 47 48 22 20 24 1

49 33 10 10 50 14 17 51 22 20 24 7 4 9 52 53 12 54 55 36 23 20 56

. " **2 9 : 1 1**
19 24 43 24 57 58 59 8 60 30 14 44 7

Jesus showed His power by feeding many people with a little bit of food.





**Jesus taught Peter
to trust Him.**

Memory Verse Word Search

Z N S L F E D O O G G K U H B
B Z V O Y J V H S A M Q O L H
G V S R J E O I W O V C Y P R
V O D D R P R E G I M B H B B
K D P U E L U U O B M Z A H Z
I V T X D J R N C L S Y I L V
O U Q U K F X O T I B S M W R
F G U U R I K O P Y R S E P Y
B O E B O C Z R V Z Q F R Z R
C E H H Y C I X E I F Z E D B
F J T Y S A K Y L A M J J C A
F G F L S U S N W Z M K V K V
B Z P H O W X O O F Q U Z L B
M C P B F X G C K W V L B C E
K L U P L A N S A I L M Z S V

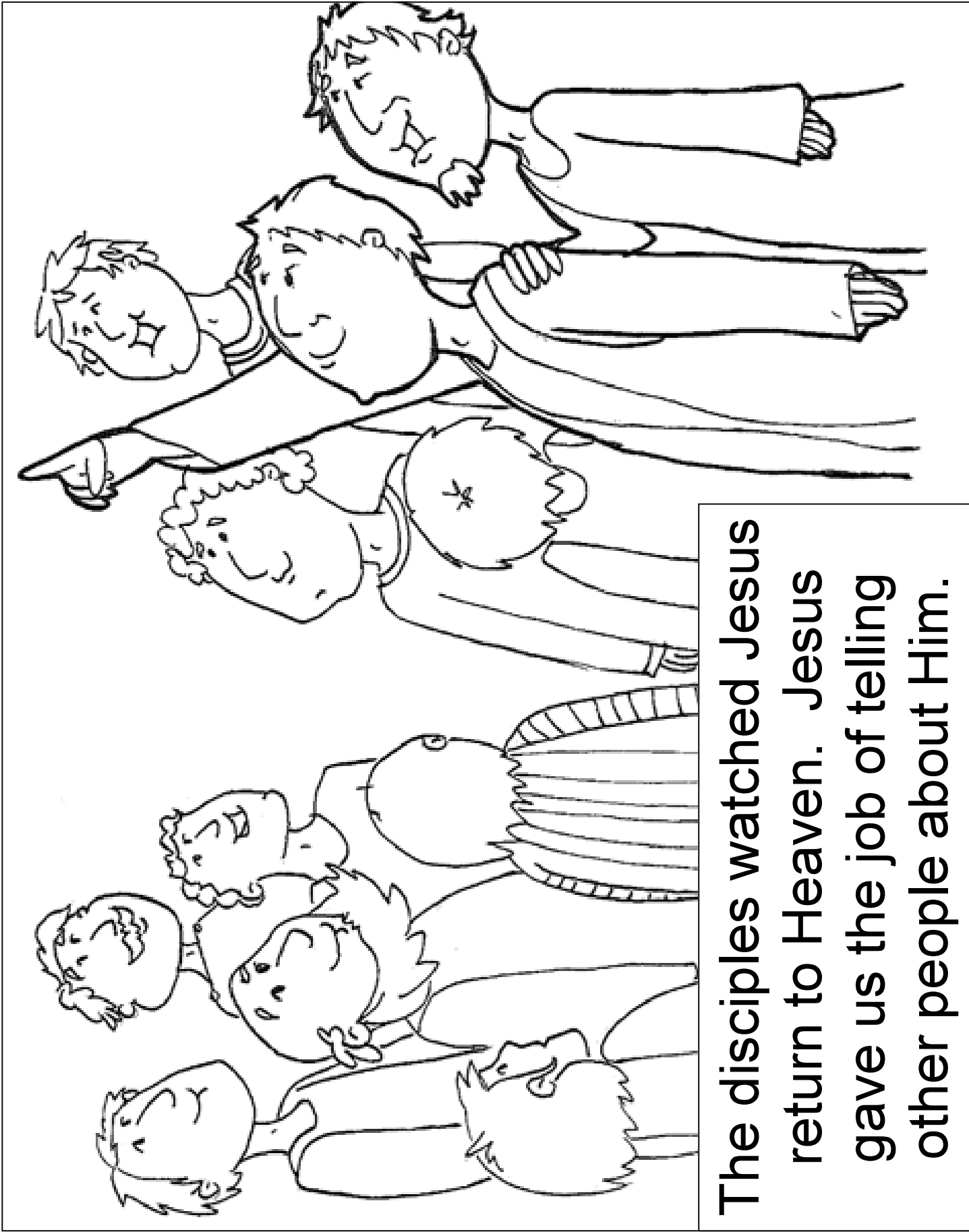
"I know the plans I have for you," says the LORD. "I have good plans for you, not plans to hurt you. I will give you hope and a good future." Jeremiah 29:11

Can you find all of the underlined words from the memory verse in the word search above?


What Is God's Plan?

A	B	C	D	E	F	G	H	I	J	K	L	M	N	O	P	Q	R	S	T	U	V	W	X	Y	Z
14				8			7								24			26	16						

" _____ H E P A S _____ H A E _____
 9 19 20 11 5 23 7 8 24 17 14 20 26 9 7 14 18 8 13 11 21
 U , " S A S H E _____ . " H A E _____
 15 11 16 26 14 15 26 23 7 8 17 11 21 3 9 7 14 18 8
 P A S _____ U , _____ P A S _____
 2 11 11 3 24 17 14 20 26 13 11 21 15 11 16 20 11 23 24 17 14 20 26
 H U _____ U . _____ E _____
 23 11 7 16 21 23 15 11 16 9 5 9 17 17 2 9 18 8
 U H P E A _____ A _____ U U E . "
 15 11 16 7 11 24 8 14 20 3 14 2 11 11 3 13 16 23 16 21 8
 E E _____ A H 29:11
 4 8 21 8 6 9 14 7



The disciples watched Jesus return to Heaven. Jesus gave us the job of telling other people about Him.



Peter and John healed a man who had never walked. They told everybody around them the good news about Jesus.

MEMORY VERSE: these are suggested activities to help you review the memory verse during your small group times. Feel free to add other ideas as well.

Teams

Divide the kids into two teams. Let one side say the first part of the verse and let the others complete it. See how loud and soft and fast and slow each side can be. (Remember you can be creative in your team divisions: Boys v. Girls, Sandals v. Tennis Shoes, Eye or Hair Colors, kids wearing shorts v. kids wearing jeans...etc.) Compliment both teams on a job well done.

Memory Verse Challenge

Make signs using construction paper with one or two words of the verse on each. Have several workers or children stand at the front and hold the signs so that everyone can see the words. Lead the children in saying the verse together a few times. Then, one at a time, have the sign holders hide their sign, and say the verse together again. Repeat this until all the signs are hidden and say the verse one more time.

PREPARATION TIP: Some of these ideas require extra supplies and/or preparation ahead of time. You need to decide which activities you want to use ahead of time so that you can be sure to pack the supplies you will need.

Hand Signs

Assign a hand motion for each word of the verse. Teach the children the hand signs and the words at the same time. Then say the words while the children only do the hand motions. And then do the hand motions while the children say the words.

Volley Verse

Sit or stand in a circle. Take a soft ball or balloon and pass it around in a circle, each person saying one word of the verse as they hold the ball and pass it on. Go fast and slow, repeating the whole verse each time. When the kids feel comfortable saying the verse, volley the ball from person to person across the circle, letting each person say one word as they pass the ball.

Verse Pop

Gather several small strips of paper and write one or two words of the verse on each strip. Put each paper inside a balloon and inflate the balloon. Let the children who are sitting the most quietly pop the balloon handed to them, and say the word they find inside. Have all the children repeat the word and continue until all the balloons are popped. Have a copy of the entire verse ready so that, in the end, the children can see the whole verse on one page. Repeat the verse several times with all the children. (It is a good idea to write numbers on the balloons so you can hand them to the children in the correct order. Also, be aware of smaller children who might be afraid of the popping noise.)

Verse Puzzle

Write the verse on a piece of paper and cut the paper into 6-10 pieces. Let the children put the puzzle together as a team. Make sure everyone gets a chance to help. When it is finished, say the verse altogether. Put the puzzle together again. See how fast the children can finish the puzzle and say the verse.

Verse Sticks

Write phrases of the verse on several craft sticks. Work together to put the sticks in the correct order.

Verse Chain

Gather several small strips of paper and write one or two words of the verse on each strip. Working together in your small group, tape the links together in circles to make a paper chain. When you finish, say the verse all together.

**"I know the plans I have for you,"
says the LORD.**

**"I have good plans for you,
not plans to hurt you.**

I will give you hope and a good future.'

Jeremiah 29:11

**Porque yo sé los planes
que tengo para ustedes"**

--dice el SEÑOR--

**"planes de paz y no de mal,
para darles un futuro
y una esperanza."**

Jeremías 29:11

A final word . . .

Whether you are coming here to Mission Arlington or using this material for another mission outreach, we are grateful for the opportunity to partner in ministry with you. Please contact us with any questions or to let us know how we can pray for you. Daily updates and prayer requests at Mission Arlington, as well as a variety of additional curriculum resources, are available at our web site.

For this reason I kneel before the Father, from whom his whole family in heaven and on earth derives its name. I pray that out of his glorious riches he may strengthen you with power through his Spirit in your inner being, so that Christ may dwell in your hearts through faith. And I pray that you, being rooted and established in love, may have power, together with all the saints, to grasp how wide and long and high and deep is the love of Christ, and to know this love that surpasses knowledge—that you may be filled to the measure of all the fullness of God.

Now to him who is able to do immeasurably more than all we ask or imagine, according to his power that is at work within us, to him be glory in the church and in Christ Jesus throughout all generations, for ever and ever! Amen.
Ephesians 3:14-21

Mission Arlington / Mission Metroplex
210 W. South Street
Arlington, TX, 76010
Phone: 817-277-6620
E-mail: mission@missionarlington.org
Web: www.missionarlington.org