

Trust in the LORD with all
your heart, and do not rely

GOD'S on your
own

understanding; think about

WAY Him in
all your
ways,

and He

will guide you on the right
paths. Proverbs

3:5-6

MISSION ARLINGTON
MISSION METROPLEX
RAINBOW EXPRESS
MAY— JUNE 2006

TABLE OF CONTENTS

A Description of <u>New Features This Year</u>	Page 3
Preparing the Team	Page 4
(How to train your team for Rainbow Express)	
(Description of individual team member's roles)	
What to do at Rainbow Express	Page 17
(Outline of what goes on at Rainbow Express)	
Tips for a Successful Rainbow Express	Page 18
(Techniques that we have found useful)	
Tentative Daily Schedules	Page 21
(How your day might look at Mission Arlington)	
Daily Curriculum Packets	
(Stories, crafts, and activities for Rainbow Express)	
Day One	Page 23
Day Two	Page 35
Day Three	Page 67
Day Four	Page 85
Song Packet	Page 102
(Songs for Rainbow Express)	
Games Packet	Page 108
(Some suggested games to play with your children)	
Puppet Packet	Page 112
(Lyrics for the puppet songs)	
Memory Verse Activities	Page 117
(Useful methods for teaching the memory verse and a reproducible poster in English and Spanish)	
Useful Items to Bring for Rainbow Express	Page 123
(A "packing list" of items that may come in handy while you're here)	
A Final Word	Page 124

Rainbow Express and Youth: New Features This Year

Ask any one that has spent very much time at Mission Arlington, and they will tell you to be ready to answer *the question*. Serve here long enough and you will be asked: “What is the most important word in John 3:16?” Most Christians know the verse since childhood. We can all rattle it off without thinking, which is precisely why we at Mission Arlington will ask you to stop and think about it. So, what is the most important word?

Obviously, there are lots of different ways that you could answer, and we get lots of different responses. *Loved, believes, eternal* . . . There is, of course, nothing wrong with any of these answers. Around here, however, we think the most important word is *whosoever*. We believe that God put Mission Arlington here to reach the whosoever in this city: the people that have somehow fallen through the cracks. We reach out through a variety of ways to people that have not been touched by the gospel in any other way.

This year, we are asking that God will use Rainbow Express to reach another group of whosoevers: the teenagers in Arlington’s apartments. They are generally not in any church unless they belong to a Mission Arlington congregation that meets in their apartment community. They are often overlooked, and desperately in need of God’s love.

Any of you that have been here to lead Rainbow Express before have witnessed the periphery phenomenon. Junior high and high school students that are too old and too cool to participate in the singing, games, and crafts at Rainbow Express will hang out on the periphery, watching to see what you do. Some are there to check on a younger brother or sister, others are simply curious, and a few will seem downright antagonistic to what you are trying to do. If they told the truth, all of them would admit that they want badly to hear what you have to say.

We know that God wants these teenagers to know Him. With that knowledge, we are working hard under God’s leadership to expand the Rainbow Express curriculum design to help you relate to and share with the whosoever teenagers on the periphery of your Rainbow Express.

You will find these new features in the curriculum:

- A Youth Leader team member responsibility
- Special versions of the closing activities/object lessons for teenagers
- Notes from a Mission Arlington youth worker about things that have been effective with his youth
- Tips on preparing an age appropriate testimony for youth or children

We pray that you will take the time to become familiar with these new tools and use them well. Most importantly, join us in praying that God will use Mission Arlington, Rainbow Express, and *you* to reach every single whosoever in this city.

For God so loved the world that he gave his one and only Son, that whosoever believes in him shall not perish but have eternal life. John 3:16

Prepare the Team

Rainbow Express works best with teams of about 10-15 at each location. If your group is larger, consider dividing into two or more teams, and each team will lead a Rainbow Express at a different apartment community. Each team needs at least one adult. If you have one or more teams sharing a vehicle, let the Mission Arlington staff know so they can assign sites accordingly. A brief description of each team member's responsibilities is given below. **FOR RETURNING GROUPS—PLEASE NOTE THE ADDITION OF A NEW YOUTH LEADER POSITION IN YOUR RAINBOW EXPRESS TEAM.**

Team Responsibilities

Each team member will be given one or more of the following responsibilities:

- Team Leader
- Small Group Teachers/Helpers
- Song Leader
- Memory Verse Teacher
- Large Group Leader
- Puppet Team Coordinator
- Game Leader
- Attendance Taker
- Craft Coordinator
- Youth Leader

Team Leader

- ◆ Be the prayer leader for your group. Pray for your team, the people you will encounter in Arlington, and for the Mission Arlington workers that are preparing the way and will be doing follow up.
- ◆ Be in constant communication with Mission Arlington staff as you plan. Ask questions and offer suggestions. Make sure extra activities you are planning do not conflict with your responsibilities at Mission Arlington.
- ◆ Pick a member of each team for each of the team responsibilities. Give each member of the team a copy of the Rainbow Express material. **Remember that each team member will be a small group teacher or helper.** If you have a limited number of workers, one person can do more than one task.
- ◆ Give each member of your team a complete Rainbow Express curriculum packet so that they all can be familiar with every aspect of the program. Make sure they are prepared for their particular assignment.
- ◆ Oversee the preparation of all other team members. Be very familiar with the lessons and activities for each day. Ensure that any advance preparation needed for crafts, memory verse activities, or closing activities has been done.

PREPARATION TIP—There is a blank team roster on the next page. Make one copy for each of your teams and write in who will be fulfilling each responsibility. These sheets should be passed out to each adult sponsor in your group and to Mission Arlington coordinators while you are here. These rosters will make it much easier to keep track of who is assigned where. (You will not be able to fill in the Rainbow Express sites until you are at Mission Arlington.)

Rainbow Express Team Roster: Team _____

Contact Cell Phone Number:

AM Rainbow Express Site:
(to be filled in at Mission Arlington)
PM Rainbow Express Site:
(to be filled in at Mission Arlington)

Adult Sponsor(s):	
Team Leader:	
Large Group Leader:	
Song Leader:	
Memory Verse Teacher:	
Puppet Team Coordinator:	
Game Leader:	
Attendance Taker:	
Craft Coordinator:	
Youth Leader:	
Small Group Teachers/ Helpers:	

Remember that one person can have more than one responsibility.

Small Group Leaders

- ◆ You will be telling the stories to your small group. Pray that God will prepare the hearts of the kids you will be sharing with to hear His message.
- ◆ Before you come, read all of the stories. Take the time to read them from the Bible and from the packet. Know each story well. As you tell the story have your Bible open to the story. **Never read to the kids word for word from the packet!**
- ◆ Help your children or youth to understand that the story they are learning comes from the Bible. The story you are telling is included at the front of each day's packet in two formats: word for word from the New International Reader's Version, and then as an age-appropriate retelling for children. Be very familiar with the scripture and then use the retelling as a guide to communicate the themes to the children you are working with.
- ◆ Be excited about the story you are teaching. Have fun as you share the love of Christ. The kids need to know that you believe what you are saying and really want them to understand. Make eye contact with the kids and give them 100% of your attention and energy.
- ◆ Take the time to get to know the children in your small group. They need to know you care about them.
- ◆ Watch the kids as you teach. If you are losing their attention, try to involve them more. Make sure the kids hear the message.
- ◆ Review the story at the end by asking questions.
- ◆ All the lessons this week are about Jesus. Always have your Bible with you while you are leading your small group. Help the children understand that the stories you are teaching this week are true stories from the Bible that help us know how to follow Jesus.

PREPARATION TIP—It is often best to work in pairs. Have two workers in each small group. While one is leading the activity (telling the story, explaining the craft, etc.) the other can help children to listen, assist with crafts, and aid in other ways.

Song Leader

- ◆ You will be leading songs with your Rainbow Express group. Pray that God will help the kids to learn the songs so they can carry the message of Christ's love with them.
- ◆ There is a list of suggested songs at the end of this packet. You are not limited to doing only the songs in the list. Feel free to do any other children's songs that your group knows.
- ◆ Have songs chosen ahead of time that you will sing each day. You can take requests, but have a list of songs ready.
- ◆ Sing "stand up" songs with lots of motions first, then sing "sit down" songs to prepare the children for the puppet show or Bible story.
- ◆ Be sure all of the team members know the songs you are going to sing. All team members should sing with enthusiasm.

Memory Verse Teacher

- ◆ Pray that they will learn the verse of the week, so they can carry a piece of the Bible with them always.
- ◆ The verse of the week is **Trust in the LORD with all your heart, and do not rely on your own understanding; think about Him in all your ways, and He will guide you on the right paths. Proverbs 3:5-6 (HCSB)**
- ◆ The children will have two opportunities to hear the memory verse each day: once in the opening time in a large group and once after the story time in a small group. You will be responsible for leading the memory verse activity in the large group.
- ◆ Read through the suggested activities ahead of time. Some require additional planning and/or materials. Make sure you have what you need.
- ◆ Make sure everyone on your team knows the activities you plan to use. Help the other small group leaders decide which memory verse activities they will do each day.
- ◆ Do not simply lead the activities as they are described in the packet. Spend time explaining. Help the children understand what the memory verse means.

PREPARATION TIP—Bring a poster with the memory verse to teach the kids the words. This is an extremely useful visual aid. There is a one-page poster at the end of the packet. Make sure each small group has one copy. Make a larger, posterboard size for use with the large group.

Puppet Team Coordinator

- ◆ Puppets can attract people to Rainbow Express and are a tool to share the message of Jesus. Pray that God will use your puppet shows to reach people.
- ◆ You need 3-4 people from your team to use a puppet for each show. Assign each person a “voice” (i.e. know who is singing the lead and who is doing the background).
- ◆ You will receive a CD of puppet songs to lip sync along with when you arrive at Mission Arlington. Use a few minutes each evening to practice the next day’s songs.
- ◆ The words to these songs are in the back of the packet. These songs talk about the messages of the stories. You are not limited to these songs. You can bring additional puppet songs or short skits to use. If you are going to use additional songs or skits, please let the Mission Arlington Staff know.
- ◆ Bring a battery-powered boom box for each team. If this is not possible, Mission Arlington will provide boom boxes when you arrive.

PREPARATION TIP—Some computers do not play music from CDR type CDs. If your computer will not play the music, it should work in a standard, newer model CD player.

Attendance Taker

- ◆ Pray for the children that will attend your Rainbow Express and for the Bible Study leaders that will follow-up with the children.
- ◆ The multi-housing communities where you will hold Rainbow Express are places with ongoing Mission Arlington Bible Studies, After School Programs, and other activities. The information you gather will be a valuable resource for the Mission Arlington teams doing follow-up after you are gone.
- ◆ THIS IS AN EXTREMELY IMPORTANT JOB! We need to know about every child that comes and where they live so that we can get them involved in weekly Bible study. Also, if a child accepts Christ as their Savior or needs special attention, you will mark this on the attendance sheet so that the appropriate follow up takes place.
- ◆ As children arrive on the first day of Rainbow Express, ask for their name (first and last), age, apartment number, and building number (if applicable). *Please do not allow children to write on the attendance sheet.* Please neatly write down the information they give you.
- ◆ Be sure you have the attendance sheets before you depart for the site each day. Make sure you turn in these sheets after Rainbow Express each day.

PREPARATION TIP—There is an example of a Mission Arlington attendance sheet on the next page. These sheets will be provided by Mission Arlington when you are here.

Apartment Church: Cooper Valley Apartments

Week of: March 14th-17th

First Name	Last Name	Age	Bldg	Apt	Mon	Tue	Wed	Thu	Saved	Comments
Andrea	Perez	9		227	X	X	X	X		
Judith	Perez	5		227	X	X	X	X		
Adriana	Hernandez	12		274	X					
Claudia	Hernandez	11		274	X					
Christian	Becerra	10		176	X					
Max	Hernandez	7		156	X	X	X	X		
Sugei	Loera	8		170	X		X	X		
Sarai	Flores	6		170	X		X	X		
Juan	Martinez	11		150	X	X	X	X		wants Bible
Karen	Orta	10		198	X	X	X	X		
Luis	Orta	5		198	X	X	X	X		
Cynthia	Hernandez	14		226	X	X	X	X		
Melissa	Hernandez	5		226	X	X	X	X		
Roberto	Hernandez	2		226	X	X	X	X		
Brenda	Cervantes	10		121	X	X	X	X		
Jesus	Morano	8		201	X	X	X	X		
Diana	?	5		185	X	X	X	X		
Clara	Martinez	11		243	X	X	X	X		
Laura	Becerra	9		176	X	X	X	X		
Saira	Hernandez	7		274	X	X	X	X		
Noami	Hernandez	4		274	X	X	X	X		
Lorena	Becerra	8		176	X	X	X	X		
Jose	Esparca	9		214	X	X	X	X		
Sergio	Sanchez	9		115	X	X	X	X		

Craft Coordinator

- ◆ Pray that the craft will help the child understand more about the lesson and Christ.
- ◆ We want the people that come to Rainbow Express to understand how the story applies to them. Pray that God will use the craft to help the people understand the message of His love for them.
- ◆ While at Mission Arlington, each day it will be your responsibility to make sure your team has all of the appropriate supplies in the box we provide.
- ◆ There is a craft section in each day's lesson. Know how to do each of the crafts. Remember everyone on your team will be leading a small group, so everyone should be familiar with the craft.
- ◆ Make an example of each craft to show the kids what they will be doing.

Large Group Leader

- ◆ Pray for the children you will be teaching. Pray that this week will change their lives.
- ◆ It is your responsibility to help the program flow from one activity into the next activity while in a large group.
- ◆ At the beginning of each day, lead a brief introduction to help transition into the small group times. During the opening time, ask the kids questions about what they learned the day before. See if any of them know the memory verse.
- ◆ Keep the kids involved and interested in everything you do.
- ◆ Always have your Bible with you while you are leading the large group. Help the children understand how much you love your Bible.

Games Leader

- ◆ Be prepared to play some games before Rainbow Express begins as a way to gather and meet children. Play again afterwards to allow more interaction time with those that have come.
- ◆ Kids are more likely to listen to and interact with people who they know care about them. Playing games is one way to build relationships with the kids. Pray that God will use the game time to build relationships between your team members and the children.
- ◆ Find ways to incorporate the concepts of the memory verse and lessons for each day into games you are playing.
- ◆ There is a list of games at the end of this packet. You are not limited to the games on the list. Decide which games you are going to play each day. Involve everyone. Have some games prepared to play with older children and other games prepared to play with younger children.
- ◆ The apartment managers in the places you will be serving have asked Mission Arlington not to use regular balls or Frisbees or anything else that could potentially break windows in the apartment communities. If you want to use these items, bring soft, Nerf® type balls and toys that cannot cause any damage.

Youth Leader

This is a new position created to help your group share the gospel with the teenagers that will often gather around the periphery of your Rainbow Express. Choose two people (if possible one male and one female) to be ready to work with any youth.

- PRAY! Youth have always been a part of Rainbow Express, because groups like yours have always worked at making friends with the older students that hang out around your activities. However, we have really felt led this year to make a concentrated effort to expand the scope of Rainbow Express to include youth. Ask God to use the Rainbow Express that you lead exactly as He would desire.
- Be familiar with each day's activities and have all the supplies that you need.
- Be sensitive to the youth. Some may enjoy participating in parts of the regular Rainbow Express program, especially if they have younger siblings that are attending or if they are involved in helping in some way. Others will feel more comfortable staying completely separated from the children for the entire time.
- Be flexible. Every apartment community is different and every teenager is different. You might have no teenagers, you may have one, and there might be a dozen. Be prayerfully ready for whatever happens.
- Be sure to report any youth that attend on the Rainbow Express attendance sheet so that the Mission Arlington missionaries can effectively follow up.

There is no sure-fire method for working with youth, but here is one possible suggested schedule for a youth Rainbow Express

While the children are:	The youth are:
in opening large group: singing, puppets, memory verse, etc.	youth leaders are meeting any teenagers, going with them to invite their friends, etc.
in small groups: story, crafts	helping to pass out craft supplies to children's small groups, then gathering in their own location. Lead a Bible Study based on the children's Bible Story for the day. Help the youth learn the memory verse.
in small group closing time	doing the youth closing activity for that day
in games time	having their own youth recreation time. See <i>Tips From A Mission Arlington Missionary</i> for ideas.

The Plan:

What to do at Rainbow Express

- ◆ Begin by gathering the children. The game leader and attendance taker will wait for the children at the site. All other team members need to **knock on doors**.
- ◆ As the children arrive, begin playing games. **Write down each child's name and apartment number** on the attendance sheet.
- ◆ After finishing the games, begin singing **songs**. You may want to sing a couple of songs, then do a puppet song, then sing another song, then a puppet song. This will give the puppet team a chance to rest their arms in between songs.
- ◆ A couple students share their **testimony**.
- ◆ Ask for prayer requests and pray.
- ◆ The Memory Verse leader will lead the children in learning the memory verse during the first **memory verse activity**.
- ◆ Divide up into **small groups**, as small as you can depending on the number of children and people in your group. During this time you will tell them the **story**, make your **craft**, and do another **memory verse activity**.
- ◆ Each small group will lead a closing activity for their small group.
- ◆ Reassemble for a large group **closing time**. The Large Group Leader will lead a short review time to help wrap up the day's activities.
- ◆ Play **games** until it is time for Rainbow Express to end.
- ◆ Pass out **snacks** to each child and **walk them home**.
- ◆ **Pick up trash** and make sure your Rainbow Express site is clean before you leave.

Tips for a Successful Rainbow Express

- ◆ PRAY! This is what will make or break your week. Everything you do must be bathed in prayer.
- ◆ When you first get out to the apartment community, everyone needs to go door to door and round up the children. Some children will come early, so one or two people need to be ready to stay at the site to play games with the children (rather than knock on doors).
- ◆ Parents and older youth will probably stand around the perimeter. Get to know them, talk with them, and invite them to the Bible study at that particular apartment complex. You will receive the information about these Bible Studies when you are here.
- ◆ The opening and closing Large Group Times can be a difficult time to keep the children's attention. The more energy, preparation, and creativity you put in, the more interested and involved the children will become.
- ◆ Be sure you are always with the children. You can make a difference in their lives this week. They want and need your undivided attention.
- ◆ Love all the children. Try to get to know each of them.
- ◆ Remember that you have important jobs to be done. Don't forget your responsibilities.
- ◆ If you are not leading the singing or telling the story, sit among the children.
- ◆ Have fun! If you are having fun, the children will have fun. Likewise, if your attitude isn't the best, they will imitate your attitude.
- ◆ Everyone needs to make sure that every child and his/her apartment number are on the attendance list.
- ◆ Everyone work together and help each other.
- ◆ PRAY! Remember to **pray without ceasing** the whole week.

Tips About Youth From A Mission Arlington Missionary

As you are out on property gathering the younger children for Rainbow Express, inevitably you will see older youth who could care less about hanging around with the little kids. Some of these youth will, however, hang out around the periphery of your Rainbow Express acting, of course, like they're not interested. But don't be fooled. If they're hanging out, they are interested. Maybe it's not easy to walk up to a young person whose hair may be pink, with earrings and tattoos in places they don't belong, and strike up a conversation. Or maybe they're gang wanna-bes, wearing the right gang colors, but in reality, they're just kids inside.

I pray that these tips, which have been effective in reaching youth in the apartment communities where I minister, will give you some guidance on ways to engage these youth in non-threatening ways.

- Introduce yourself: Don't wait for the youth to walk up to you—it won't happen. You (2 or 3 of you) should walk up to them, stick out your hand to shake theirs & introduce yourself. If you're meeting guys, invite them to throw the football, play soccer, or even wall-ball (at an appropriate place). Try to do this event somewhat removed from the younger kids because they may get distracted. If you're meeting girls who aren't interested in football, soccer, or wall-ball, just be prepared to sit with them and get to know them.
- Engage them: Maybe they can help you unload, carry boxes, pick up trash, help translate (lots of Spanish speaking kids will be attending Rainbow Express), play with the younger kids after Rainbow Express is over, etc. During this time, you will continue to get to know them.
- Develop a Relationship: Remember that in Jesus' ministry, he met physical & emotional needs a lot of time before he addressed a person's spiritual needs. Don't be judgmental even if their looks, language, or conversation startles you. Hopefully you will have four days with them, so get to know them and when the Spirit leads you, begin the conversation about a relationship with Christ. Don't make assumptions about whether or not they are believers. You'll come across both.
- Make Them Feel Special: You want them to know that you have planned this time for them. Come prepared with football, soccer ball, basketball, etc. Maybe bring an additional snack for them. (You will be provided with freezer pops for younger kids.) Sit around with the youth & munch on chips or cookies while you get to know them. Bring a few Bibles (pick an easy to read translation like NIV) so as one reads they can all follow along. Keep the actual lesson time short—most of the time should be spent getting to know them & discussing the lesson.

NOTE—Keith & Julie, who wrote these tips, lead a team that has church in more than a dozen apartment communities in East Arlington and Grand Prairie. The teenagers from their apartment churches help to teach Bible Studies, train other teenagers, and lead Rainbow Express mission trips in several languages.

Tips on Preparing Your Testimony

- **Be Brief**—Remember the age of the children you are working with. They have short attention spans. You want them to understand and remember your point. The longer you talk, the less they may walk away with. Your goal should be not more than five minutes each for two testimonies, six to seven minutes for one, tops.
- **Be Simple**—Your children will not understand the phrase “I used to really struggle with trying to keep the reprobate, carnal impulses of my fleshly nature under control until I accepted the sanctifying work of the Lamb on the cross”. They will understand “When I pray and ask Jesus for help, He helps me do what God wants me to do”. Avoid the temptation to speak *churchese* while you share. Talk like you really talk.
- **Be Animated**—Let your love for Jesus show in your words, face, gestures, and tone of voice. If you share your testimony like you would share a school report on 18th century garbanzo bean farming techniques, the children will not care. If you are excited about what Christ has done in your life, the children will be too.
- **Be Excited**—Sometimes there is a temptation to think that your personal testimony may not be as interesting as somebody else’s. Remember that we never need to compare our relationship with Christ to another. It took just as much of Jesus’ sacrifice to save us as it did any other human being on the planet. Be excited and grateful for what God did in your life, whether it happened as an adult in prison or a five-year-old in Sunday School.
- **Be Prayerful**—Like everything else you do this week, sharing your testimony must be bathed in prayer. Ask God to give you the right words and demeanor. Ask Him to prepare the hearts of the people that will be hearing.
- **Give God the Glory**—This may sound obvious: but remember to make your testimony about God. Your testimony is not about the bad things you used to do. It’s not about the good things you do now. It is about the change that Jesus wrought in your life. It is about His sacrifice and His forgiveness. Make sure people walk away from your testimony impressed by Jesus, not by you.

Tentative Sunday Schedule

- 9:00 AM Meet at Mission Arlington with all groups for welcome, prayer, and orientation
- 10:00 AM Students depart with Mission Arlington missionaries to participate in Mission Arlington's apartment churches. Leader of each group joins Tillie Burgin, Executive Director of Mission Arlington, for a tour of Mission Arlington's Ministry
- 12:30 PM Return from apartment churches, take lunch break
- 1:30 PM Pass out flyers in apartment communities where Rainbow Express will be taking place this week.
- 3:30 PM Return to Mission Arlington
- 4:00 PM Join Mission Arlington missionaries for weekly prayer, worship, and preparation time
- 5:00 PM (Very) short meeting for all group leaders with Matt Hart, Rainbow Express Coordinator
- 5:15 PM Leave Mission Arlington, pray and make any last minute preparations for beginning Rainbow Express tomorrow

Tentative Daily Schedule Monday–Thursday

Please be flexible with your schedule. We may make changes to this schedule to better work with our kids.

- | | |
|-------|---|
| 8:30 | Meet for morning training time |
| 9:30 | Training time dismisses |
| 9:45 | Work projects groups begin assignment
-or-
Morning Rainbow Express groups leave for their site |
| 10:30 | Morning Rainbow Express begins |
| NOON | Morning projects and Rainbow Express end. Clean up, walk children home, etc., then return to Mission Arlington for lunch break. <i>Each student needs to have his/her own sack lunch. You will NOT have time to cook.</i> |
| 1:30 | Meet to worship and prepare for Rainbow Express |
| 2:30 | Depart for Rainbow Express |
| 3:00 | Rainbow Express begins |
| 4:30 | Rainbow Express ends. Clean up. Begin projects at Rainbow Express location or Mission Arlington. |

All weeks: At 6:00 PM, Regular projects end. Option nights to stay and participate in extended activities.

Day One

God's Way

- **Large Group**
 - Songs
 - Puppets
 - Testimony
 - Memory Verse: Fast and Slow
- **Small Group**
 - Story: David and Goliath
 - 1 Samuel 17:1-50
 - Craft: David's Pouch
 - Memory Verse Review
 - Small Group Closing Time: Prayer
- **Large Group**
 - Story review questions



Day One Scripture

1 Samuel 17:1-50 (NIRV)

The Philistines gathered their army together for war. They came to Socoh in Judah. They set up camp at Ephes Dammim. It was between Socoh and Azekah. Saul and the army of Israel gathered together. They camped in the Valley of Elah. They lined up their men to fight against the Philistines. The Philistine army was camped on one hill. Israel's army was on another. The valley was between them.

A mighty hero named Goliath came out of the Philistine camp. He was from Gath. He was more than nine feet tall. He had a bronze helmet on his head. He wore a coat of bronze armor. It weighed 125 pounds. On his legs he wore bronze guards. He carried a bronze javelin on his back. His spear was as big as a weaver's rod. Its iron point weighed 15 pounds. The man who carried his shield walked along in front of him.

Goliath stood and shouted to the soldiers of Israel. He said, "Why do you come out and line up for battle? I'm a Philistine. You are servants of Saul. Choose one of your men. Have him come down and face me. If he's able to fight and kill me, we'll become your slaves. But if I win and kill him, you will become our slaves and serve us." Goliath continued, "This very day I dare the soldiers of Israel to send a man down to fight against me."

Saul and the whole army of Israel heard what the Philistine said. They were terrified.

David was the son of an Ephrathite. His name was Jesse. He was from Bethlehem in Judah. Jesse had eight sons. When Saul was king, Jesse was already very old. Jesse's three oldest sons had followed Saul into battle. The oldest son was Eliab. The second was Abinadab. The third was Shammah. David was the youngest. The three oldest sons followed Saul. But David went back and forth from Saul's camp to Bethlehem. He went to Bethlehem to take care of his father's sheep.

Every morning and evening Goliath came forward and stood there. He did it for 40 days.

Jesse said to his son David, "Get at least half a bushel of grain that has been

cooked. Also get ten loaves of bread. Take all of it to your brothers. Hurry to their camp. Take along these ten chunks of cheese to the commander of their company. Find out how your brothers are doing. Bring me back some word about them. They are with Saul and all of the men of Israel. They are in the Valley of Elah. They are fighting against the Philistines."

Early in the morning David left his father's flock in the care of a shepherd. David loaded up the food and started out, just as Jesse had directed.

David reached the camp as the army was going out to its battle positions. The soldiers were shouting the war cry. Israel and the Philistines were lining up their armies for battle. The armies were facing each other.

David left what he had brought with the man who took care of the supplies. He ran to the battle lines and greeted his brothers. As David was talking with them, Goliath stepped forward from his line. Goliath was a mighty Philistine hero from Gath. He again dared someone to fight him, and David heard it.

When Israel's army saw Goliath, all of them ran away from him. That's because they were filled with fear.

The men of Israel had been saying, "Just look at how this man keeps stepping forward! Again and again he dares Israel to fight him. The king will make the man who kills him very wealthy. He will also give him his daughter to be his wife. He won't require anyone in his family to pay any taxes in Israel."

David spoke to the men who were standing near him. He asked them, "What will be done for the man who kills this Philistine? Goliath is bringing shame on Israel. What will be done for the one who removes it? This Philistine isn't even circumcised. He dares the armies of the living God to fight him. Who does he think he is?"

The men told David what Israel's soldiers had been saying. The men told him what would be done for the man who killed Goliath.

David's oldest brother Eliab heard him

Day One Scripture (cont.)

1 Samuel 17:1-50 (NIRV)

speaking with the men. So he burned with anger at him. He asked him, "Why have you come down here? Who did you leave those few sheep in the desert with? I know how proud you are. I know how evil your heart is. The only reason you came down here was to watch the battle."

"What have I done now?" said David. "Can't I even speak?"

Then he turned away to speak to some other men. He asked them the same question he had asked before. And they gave him the same answer.

Someone heard what David said and reported it to Saul. So Saul sent for him.

David said to Saul, "Don't let anyone lose hope because of that Philistine. I'll go out and fight him."

Saul replied, "You aren't able to go out there and fight that Philistine. You are too young. He's been a fighting man ever since he was a boy."

But David said to Saul, "I've been taking care of my father's sheep. Sometimes a lion or a bear would come and carry off a sheep from the flock. Then I would go after it and hit it. I would save the sheep it was carrying in its mouth. If it turned around to attack me, I would grab hold of its hair. I would strike it down and kill it. In fact, I've killed both a lion and a bear. I'll do the same thing to this Philistine. He isn't even circumcised. He has dared the armies of the living God to fight him.

"The Lord saved me from the paw of the lion. He saved me from the paw of the bear. And he'll save me from the powerful hand of this Philistine too."

Saul said to David, "Go. And may the Lord be with you."

Then Saul dressed David in his own military clothes. He put a coat of armor on him. He put a bronze helmet on his head. David put on Saul's sword over his clothes. He walked around for a while in all of that armor because he wasn't used to it.

"I can't go out there in all of this armor," he said to Saul. "I'm not used to it." So he took it off.

Then David picked up his wooden

staff. He went down to a stream and chose five smooth stones. He put them in the pocket of his shepherd's bag. Then he took his sling in his hand and approached Goliath.

At that same time, the Philistine kept coming closer to David. The man who was carrying Goliath's shield walked along in front of him.

Goliath looked David over. He saw how young he was. He also saw how tanned and handsome he was. And he hated him. He said to David, "Why are you coming at me with sticks? Do you think I'm only a dog?" The Philistine called down curses on David in the name of his god. "Come over here," he said. "I'll feed your body to the birds of the air! I'll feed it to the wild animals!"

David said to Goliath, "You are coming to fight against me with a sword, a spear and a javelin. But I'm coming against you in the name of the Lord who rules over all. He is the God of the armies of Israel. He's the one you have dared to fight against.

"This very day the Lord will hand you over to me. I'll strike you down. I'll cut your head off. This very day I'll feed the bodies of the Philistine army to the birds of the air. I'll feed them to the wild animals. Then the whole world will know there is a God in Israel.

"The Lord doesn't save by using a sword or a spear. And everyone who is here will know it. The battle belongs to the Lord. He will hand all of you over to us."

As the Philistine moved closer to attack him, David ran quickly to the battle line to meet him. He reached into his bag. He took out a stone. He put it in his sling. He slung it at Goliath. The stone hit him on the forehead and sank into it. He fell to the ground on his face.

So David won the fight against Goliath with a sling and a stone. He struck the Philistine down and killed him. He did it without even using a sword.

Day One

Pre-Rainbow Express Gathering

You will begin each day by knocking on doors and then playing games to help attract children to your Rainbow Express.

Song Time/Puppets

When it is time to begin your activities, have all the children sit down in a large group. It would be helpful to bring a tarp for them to sit on. When the children are together and seated on the tarp, begin your song time.

TIP—The Large Group Leader should serve as a sort of “master of ceremonies” to keep each activity flowing smoothly. He should not, however, tell the day’s Bible story. That will go much smoother in the small group time. Children listen more attentively in smaller groups.

The Song Leader will come to the front of the group to lead songs. One or two others may also want to come to the front to help show motions. Be sure to have several songs ready to sing and that everyone in the group knows the songs.

During this time you will also have the puppets sing their song(s). Doing the puppet show in between songs can help keep the children’s attention. You are provided with one song for each day. If the children are responding well and enjoying the puppet music, it is okay to perform more than one of the songs and repeat the songs from day to day.

Testimony

The theme for this whole week of Rainbow Express is *God’s Way*. Each day you will be sharing stories, songs, crafts, and other activities that help the children understand what it means to be a follower of God. Obviously, this is an incredibly personal decision. It is important that the children and youth that attend your Rainbow Express understand that a personal relationship with Christ is a very important reality for the members of your group. Every day during the opening time one or two members of your group can share a short version of their testimony in front of the large group. The goal is to let the children see how following God’s Way has made a practical and meaningful difference in your life. *(For help on sharing in a way that will be age-appropriate and meaningful with children, each person who plans to give their testimony read the sheet Tips on Preparing Your Testimony on page 20 of this packet.)*

Memory Verse Activity

When the Large Group Leader finishes his opening time, the Memory Verse Teacher will come to the front to lead the memory verse activity. The large group memory verse activity for day one is “Fast and Slow”. Have your poster of the memory verse available. Read through the verse all together several times to

Day One

practice. Practice saying the memory verse faster and faster. Try saying it slower and slower. Say it in “slow motion”, using exaggerated hand motions and deep slow motion voices.

After the Memory Verse Teacher finishes, divide the children into small groups to continue.

Small Group Story Time

The text provided here is to serve as a guide for you while you tell the story. Read it through several times and be able to tell it from memory. It is not important to be able to recite this story word-for-word. Your goal is to be able to relate the story to a level children will understand. Use the wording included here as suggestions to help you make these concepts understood by elementary age children. Feel free to adapt these words to fit well with your own style.

Today’s Story: David and Goliath

Today’s story is about a boy named David. David loved God very much. He loved to sing and play music. In fact, there are a lot of songs that David wrote about God in the Bible. David was a good musician, but he didn’t spend all of his time playing music.

David worked for his dad, taking care of sheep. It was his job to keep the sheep safe. This was not an easy job. Sometimes a sheep would get lost or hurt or sick, and David would have to take care of it. Sometimes a lion or bear would come and try to eat some of the sheep. David would fight the lion or bear to save the sheep’s life. David had a tough job, didn’t he?

While David was protecting the sheep, his older brothers had another tough job. They were soldiers in the king’s army. David’s home, Israel, was in the middle of a war. Some people called the Philistines were attacking Israel. David’s brothers fought with King Saul to protect their homes.

One day David’s father sent him on a mission. “I want you to let somebody else take care of the sheep for a few days. Go and visit your brothers. Find out how they are doing and how the war is going. I have some bread for you to take to your brothers, and some cheese for their commander.”

David got up early the next morning. He left the sheep with another one of his father’s workers and went to find his brothers. Israel’s army was camping out in a place called Socoh. They had all their tents together on one side of the place. The Philistines were camped out on the other side.

David was confused. The Philistines and the Israelites were not fighting each other. All the Israelites were in their camp. As David got closer to the camp, he could hear a loud noise. Soon, he could see where the loud noise was coming from. Now he understood why the Israelites were not fighting. They were afraid.

A Philistine named Goliath was standing in front of the Israelite camp,

Day One

yelling at them. Goliath was not an ordinary soldier. Goliath was a giant. David had never seen such a big man. Goliath was twice as tall as an ordinary man. He was over nine feet tall, taller than the inside of your house. Goliath wore a shiny suit of armor that weighed more than one hundred pounds. He carried a spear and a giant sword. He had a shield so big that another man had to walk in front of him just to carry it.

Goliath was shouting at the Israelites. "I want to fight one of you Israelites, one on one. If I win, all you Israelites have to be slaves to the Philistines. If I lose, we will be your slaves. I dare you, Israelites, to come fight me." When they heard the giant, the king and the soldiers were very afraid.

David was angry. "Who does this Goliath think he is?" David asked. "He's making fun of us and threatening us. We believe in God. God can take care of us."

Some of the soldiers heard David talking. They hurried to take David to the king. Nobody else had been brave enough to fight Goliath. They thought maybe David would fight him.

"Don't be afraid of the giant," David told the king. "I will go and fight him."

"You can't fight a giant" the King said. "You're too young."

"I take care of my father's sheep," David explained to the king. "When a lion or a bear comes to take a sheep, I fight it and save the sheep. I believe in God. God protects me from lions, and He protects me from bears. I know God can protect me from this giant too."

"Then try to fight him," the king said. "I hope you're right and God helps you."

The king took David to his own tent. He gave David a suit of armor, a sword, and a shield. He thought the weapons would help keep David safe.

"I am not going to use those things," David said. "All I need is my stick, my sling, and five rocks." A sling is like a long belt you can use to throw things.

Why would David want to fight a giant without any weapons? Why would he only take a stick and some rocks? Because David understood something nobody else did. David understood that God is more powerful than any person. He knew that God was more powerful than Goliath. David knew that no sword or armor could beat Goliath, but that God could. David decided not to try to fight Goliath the king's way. He was going to trust God's way.

David hurried out to fight Goliath. When the giant saw David running, he just laughed. "Do you think a little boy with a stick can beat me?" he asked.

David put one of the rocks in his sling. He spun it around and around over his head. He ran toward Goliath and shot the rock straight at the giant. It slammed hard into Goliath's head and knocked him down. Without a sword, a shield, or any armor, David beat the giant!

David was not worried. He knew that God could take care of him. He knew that God's way was going to be the best way, even better than the king's way. God's way was definitely the right way for David. God helped David beat the giant.

Day One

God's way is the right way for us, too. Just like David, sometimes we have to make choices. We have to decide if we are going to listen to God's way or somebody else's. God can help us with our problems, just like He helped David.

Our biggest problem is something called sin. Sin is what God calls the bad things that we think, say, or do. God loves us very much, so our sin makes Him sad. Our sin keeps us away from God, because He never does bad things. Sin is a giant problem. The good news, though, is that God made a way to get rid of sin. He sent His son Jesus to help us. Jesus never sinned. He died on the cross so that He could take the punishment for our sins. Then, three days later, He came back to life. Now Jesus will come into the life of anybody that asks Him. He will take away their sins and save them. All we have to do is ask Him into our lives, let Him forgive us, and follow His instructions for our lives. Aren't you glad that God made a way to forgive us?

If you want to know more about God's way to have your sins forgiven, just ask us. We would love to help you know how.

Each day you will close the story time with an invitation to accept Jesus. Say something like this: God wants everybody to follow Him. The problem is that sometimes we do bad things that the Bible calls sin. A sin is any thing that we do that God does not want us to do. God still loves us, even though we sin. That's why Jesus came. Jesus was killed on the cross to be punished for our sins. Then on the third day He came back to life. Now, for anybody that asks, Jesus will take away our sins and become a part of our lives. He will help us to follow Him. The Bible says that if we believe Jesus in our hearts and follow Him, He will save us from our sin and help us to follow God. Then one day we will be with Him in heaven. Anybody that wants to choose to follow Jesus can do that today. We would love to help you know how.

Prayer Time

Take this time after the story to pray with the children in your small group. Ask them for things they would like to pray about. Tell God how awesome He is. Ask Him to help you and the children in your small group to listen to God and obey Him. Pray that the children in your group will get to know God and feel the love He has for them.

Craft

While still in your small groups, lead the children in making the craft for the day. The craft time is not only a way to reinforce the lesson, but it also allows time to get to know the children in your small group. During this time, ask them questions about their families, friends, and school. Invest in their lives.

Day One

David's Pouch

Supplies: Crayons, Glue or Tape, Scissors, 1 *David's Pouch* page per child, 1 piece of yarn per child

- Pass out a craft page to each of the children and have them begin to color both of the pouches on the page. Have the children tell the story to you as they color.
- Once they have finished coloring both pouches, use the scissors to cut them out.
- Tape the two sides together with the verses being on the outside.
- Once the pouches are taped together, give them a piece of string long enough for them to hang over their shoulder. Tape the string so that the ends of it are secure in the two straps on the side.
- Talk about how God defeated the biggest problem of all for everyone, sin, so that we could live with Him in Heaven.

Memory Verse Activity

Each day the small group time will include a Memory Verse Activity. The Memory Verse time is one of the most important activities of the day. We want these children to remember God's word and why it is important to them. A list of potential activities is included in the back of this packet. Use a different idea from that list each day to help the children learn the words of the verse and to explain why it applies to their lives. (Some require extra preparation, so be sure to review the list in advance.) The memory verse for this week is:

English

Trust in the LORD with all your heart, and do not rely on your own understanding; think about Him in all your ways, and He will guide you on the right paths.
Proverbs 3:5-6 (HCSB)

Spanish

Pon toda tu confianza en Dios y no en lo mucho que sabes. Toma en cuenta a Dios en todas tus acciones, y él te ayudará en todo. Proverbios 3:5-6 (BLS)

Closing

Each day the small groups will end with a short object lesson to help the children understand part of what it means to follow God's way. There are sometimes options presented in case an activity is too difficult for younger children (about

Day One

Kindergarten to 2nd grade). As always, the goal is to do what will best relate to the children at your Rainbow Express, so break up the age groups however it works best for your location.

For All Groups

Explain to the students that all this week you will be learning together about what it means to follow God's way. In today's story we learned how God helped David to defeat the giant Goliath. The rest of the Israelites were afraid of Goliath, but David knew that God is stronger than any problem that we might have. David knew that if he fought the battle God's way and asked God for help, God would take care of the giant.

God wants to help us, just like He helped David. All we have to do is ask Him. But how do we talk to God? How can we ask Him for help? How can we ask God to show us His way to live?

The Bible teaches us that we can talk to God. God can hear us any time, any where. All we have to do is talk to Him, and He will listen. It does not matter if we are young or old, man or woman. God loves it when we talk to Him.

Pass out one of the prayer sheets to each child. Explain that we can talk to God about lots of different things. We can ask Him for help when we need it. We can thank Him for all of the wonderful things He does for us. We can pray for other people that need help. We can tell Him we're sorry when we have done something wrong. God likes to hear about whatever we want to talk about with Him.

Explain that this sheet is to help them think about things that they want to talk about with God. Let students name examples of things that could fit in to the different boxes. (Obviously, nobody has to name anything for which they need to ask forgiveness.) You may have to give them some suggestions to get started.

Write down their ideas on one copy of the prayer sheet. Put this sheet in the middle of your small group circle where everyone can see it. Tell the students that you want them to see how easy it is to talk to God. Go around in a circle and have each person pray one thing from the sheet of examples. Tell them to take their sheets home to help them remember to pray. *(For the rest of the week always end your small group time with a prayer. Let as many of the children as would like to participate.)*

End by explaining that the reason God always loves to hear from us is because He loves us so much. The greatest example of God's love is what Jesus did for us by going to the cross and then returning to life. The most important prayer we can ever pray is to ask Jesus to be part of our lives.

Day One

For all small groups:

Close with an invitation to follow Jesus. Use something like this: Learning to be like Jesus is God's plan for our lives. The first thing we have to do if we want to live that way is to let Jesus come into our hearts. When we ask Jesus to come into our lives, He does. He cleans away the sin from our lives and helps us learn how to be more and more like Him. If anybody here wants to learn more about how to have Jesus in their life, just ask us. We would love to help you know how.


Wrap Up

Each day you will end your Rainbow Express in a large group session. Have all the children return to the tarp where you started. Sometimes the movement from small groups to large group becomes distracting, especially to younger children. If you find your children becoming noisy as you return to your large group, consider singing a few songs to help everybody focus again.


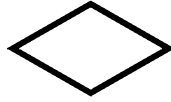
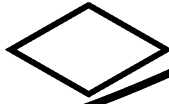
The last thing you will do before games and snacks is to review the memory verse and the day's lesson. Have the large group leader give a brief re-telling of the day's story. As you tell the story, frequently pause to let the children answer questions and fill in the blanks about the lesson. When you finish reviewing the story, have everybody say the memory verse together one last time.

Game Time/Snacks

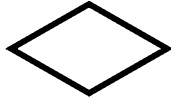
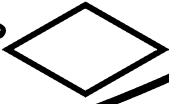
When you are finished, pray together and be ready to play games until the end of the Rainbow Express program. After the game time, pass out snacks, clean up the area, and walk everyone home. Return to Mission Arlington to turn in your materials and attendance sheet.



Trust in the Lord with
all your heart
and do not rely on
your own understanding;
think about Him in all your ways,
and He will guide you
on the right paths
Proverbs 3:5-6



Pon toda tu confianza
en Dios y no en lo mucho
que sabes. Toma en cuenta
a Dios en todas tus acciones,
y él te ayudará en todo.
Proverbios 3:5-6



I Can Talk to God About . . .

Knowing the right
thing to do

Something I need
help with

Something I need
to say I'm sorry for

Something I want
to thank Him for

How much I love
Him

Somebody else I
want to pray for

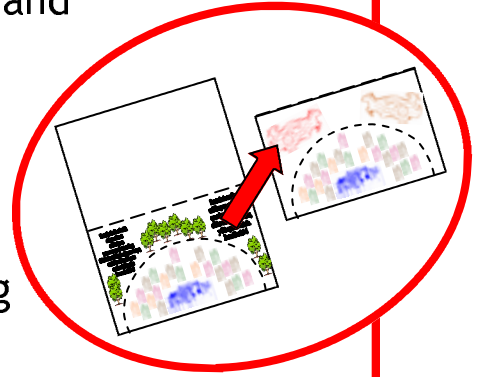
Trust in the LORD with all
your heart, and do not rely
on your own understanding;
think about Him in all your
ways, and He will guide you
on the right paths.

Proverbs 3:5-6

Day Two

God's Way

- **Large Group**
 - Songs
 - Puppets
 - Testimony
 - Memory Verse: Loud and Soft
- **Small Group**
 - Story: Elisha and the Arameans
 - 2 Kings 6:8-23
 - Craft: Elisha Coloring Page
 - Memory Verse Review
 - Small Group Closing Time: The Big Picture
- **Large Group**
 - Story review questions



The king of Aram was at war with Israel. He talked things over with his officers. Then he said, "I'm going to set up my camp in a certain place."

The man of God sent a message to the king of Israel. It said, "Try to stay away from that place. Aram's army is going to be down there." The king of Israel checked on the place the man of God had told him about. Time after time Elisha warned the king. So the king was on guard in those places.

All of that made the king of Aram very angry. He sent for his officers. He said to them, "Tell me. Which of us is on the side of the king of Israel?"

"You are my king and master," said one of his officers. "None of us is on Israel's side. But Elisha is a prophet in Israel. He tells the king of Israel the very words you speak in your own bedroom."

"Go and find out where he is," the king ordered. "Then I can send my men and capture him." The report came back. It said, "He's in Dothan."

Then the king sent horses and chariots and a strong army there. They went at night and surrounded the city.

The servant of the man of God got up the next morning. He went out early. He saw that an army with horses and chariots had surrounded the city. "My master!" the servant said. "What can we do?"

"Don't be afraid," the prophet answered. "Those who are with us are more than those who are with them."

Elisha prayed, "Lord, open my servant's eyes so he can see." Then the Lord opened his eyes. He looked up and saw the hills. He saw that Elisha was surrounded by horses and chariots. Fire was all around them.

Aram's army came down toward Elisha. Then he prayed to the Lord. He said, "Make these soldiers blind." So the Lord made them blind, just as Elisha had prayed.

Elisha told them, "This isn't the right road. This isn't the right city. Follow me. I'll lead you to the man you are looking for." He led them to Samaria.

They entered the city. Then Elisha said, "Lord, open the eyes of these men. Help them see again." Then the Lord opened their eyes. They looked around. And there they were, inside Samaria!

The king of Israel saw them. So he asked Elisha, "Should I kill them? I need your advice. You are like a father to me. Should I kill them?"

"Don't kill them," he answered. "Would you kill men you have captured with your own sword or bow? Put some food and water in front of them. Then they can eat and drink. They can go back to their master."

So he prepared a big dinner for them. After they had finished eating and drinking, he sent them away. They returned to their master. So the companies of soldiers from Aram stopped attacking Israel's territory.

Day Two

Pre-Rainbow Express Gathering

You will begin each day by knocking on doors and then playing games to help attract children to your Rainbow Express.

Song Time/Puppets

When it is time to begin your activities, have all the children sit down in a large group. It would be helpful to bring a tarp for them to sit on. When the children are together and seated on the tarp, begin your song time.

TIP—The Large Group Leader should serve as a sort of “master of ceremonies” to keep each activity flowing smoothly. He should not, however, tell the day’s Bible story. That will go much smoother in the small group time. Children listen more attentively in smaller groups.

The Song Leader will come to the front of the group to lead songs. One or two others may also want to come to the front to help show motions. Be sure to have several songs ready to sing and that everyone in the group knows the songs.

During this time you will also have the puppets sing their song(s). Doing the puppet show in between songs can help keep the children’s attention. You are provided with one song for each day. If the children are responding well and enjoying the puppet music, it is okay to perform more than one of the songs and repeat the songs from day to day.

Testimony

The theme for this whole week of Rainbow Express is *God’s Way*. Each day you will be sharing stories, songs, crafts, and other activities that help the children understand what it means to be a follower of God. Obviously, this is an incredibly personal decision. It is important that the children and youth that attend your Rainbow Express understand that a personal relationship with Christ is a very important reality for the members of your group. Every day during the opening time one or two members of your group can share a short version of their testimony in front of the large group. The goal is to let the children see how following God’s Way has made a practical and meaningful difference in your life. *(For help on sharing in a way that will be age-appropriate and meaningful with children, each person who plans to give their testimony read the sheet Tips on Preparing Your Testimony on page 20 of this packet.)*

Memory Verse Activity

When the Large Group Leader finishes his opening time, the Memory Verse Teacher will come to the front to lead the memory verse activity. The large group memory verse activity for day two is “Loud and Soft”. Have your poster of the memory verse available. Read through the verse all together several times to

Day Two

practice. Practice saying the memory verse together. Slowly begin to increase the volume. Divide the children into two or more teams. Have them try saying the verse together as a team. See who can say it loud and who can say it soft. Try playing Telephone by having all the children sit in a circle. Have the verse travel around the circle by having each child whisper the next word in the verse to their neighbor.

After the Memory Verse Teacher finishes, divide the children into small groups to continue.

Small Group Story Time

The text provided here is to serve as a guide for you while you tell the story. Read it through several times and be able to tell it from memory. It is not important to be able to recite this story word-for-word. Your goal is to be able to relate the story to a level children will understand. Use the wording included here as suggestions to help you make these concepts understood by elementary age children. Feel free to adapt these words to fit well with your own style.

Today's Story: Elisha and the Arameans

Yesterday we learned about David. David trusted God. When all the other soldiers were afraid of the giant Goliath, David was not. David knew that God had a way to save His people. David knew that God's way was always best.

Many years after David lived, Israel was once again under attack. A wicked king named Ben-Hadad decided that he wanted to destroy Israel. Ben-Hadad sent his armies, the Arameans, to attack Israel again and again. The King of Israel was very afraid. He did not know how to stop the Arameans or defeat Ben-Hadad.

How could the king of Israel save his country? He could not win a war against the Arameans. There were too many Arameans, and they were too powerful. Do you remember what we learned about David and the giant? When nobody else knew how to stop Goliath, God knew. God knows more than we know. He knows the answers to all of our questions and all of our problems. Do you think God had a way to save the Israelites this time?

A man named Elisha lived in Israel. Elisha loved God very much, and God gave Elisha a special job. Elisha was a prophet. That means God gave Elisha messages to give to the people of Israel. This is how God used Elisha to save the Israelites from the Arameans.

Many times, Ben-Hadad gathered the Aramean generals together. "I am going to tell you where to attack Israel," he would say. Then he would name a place. But every time the Arameans went to attack, the Israelites were there waiting for them. The Israelites were always ready. They always knew where the Arameans were going to come. How do you think they knew?

As soon as Ben-Hadad would tell his men where to attack, God would tell Elisha. God knows everything, so of course He knew what the Arameans were

Day Two

going to do. Elisha would take God's message to the King of Israel. He would warn the King exactly where the Arameans were going to come.

After the Israelites had escaped the Arameans many times, Ben-Hadad became very angry. He called all of his generals together. "One of you must be a spy," Ben-Hadad yelled. "You must be telling the Israelites what my plans are."

"None of us is a spy," one of the Arameans said. "But there is a man of God in Israel named Elisha. God, who knows everything, tells Elisha every secret you say, and then Elisha warns the king."

That night, Elisha went to bed like normal. During the night the entire Aramean army surrounded his house. There was a whole army's worth of swords and spears and bows and arrows and horses and chariots around that house. The Arameans were excited. They thought they finally had Elisha trapped. They thought they would finally win the war.

In the morning, Elisha's servant woke up first. He climbed out of bed to get ready for the day. When he looked out the window, he became very frightened. He saw the whole Aramean army surrounding his house. The servant ran to wake up Elisha. "Master, what can we do? We cannot fight a whole army!"

Elisha's servant was terrified. He did not see any way that he and Elisha could escape. Remember though, that God sees what we do not see. He knows what we do not know. Do you think God has a way to protect Elisha?

"Do not be afraid," Elisha said to his servant. "You see a whole army against us, but I know that God has more power with us than that whole army has against us." Then Elisha bowed his head. "God," Elisha prayed, "please open my servant's eyes and show him the truth."

Suddenly, everything changed. The servant looked out the window. He could still see the army of the Arameans, but suddenly they seemed very small and not scary at all. The servant could see a huge army of God's angels surrounding Elisha's house to protect them. Everywhere he looked was covered with mighty angels in chariots and on horses, all made of fire. The Arameans could not see God's armies. They did not know that God had a way to save His people.

The Arameans rushed to attack Elisha's house. Elisha prayed again "Lord, make this army blind."

All at once, the Arameans stopped running. They could not see! They did not know where they were going or what to do. Elisha calmly walked outside his house. "Army of the Arameans," Elisha shouted. "This is not the place that you should be. Follow the sound of my voice, and I will lead you to the right place."

The Arameans had no choice. They could not see anything, so very slowly they stumbled along behind Elisha. Elisha took them straight to the palace of the King of Israel. The Arameans did not know it, but they were in the middle of their enemy's palace, surrounded by the armies of Israel.

The King of Israel could not believe what he saw. Elisha had captured the entire Aramean army in one day! "Lord God," Elisha prayed again. "Please open the eyes of the Arameans so that they can see again."

Suddenly the Arameans could see that they were trapped. They became

Day Two

very afraid. "I will have my soldiers kill all of the Arameans," the King of Israel said. "Then we will not have to worry about the any more."

"No, do not hurt them," ordered Elisha. "It is not right to kill a prisoner. Instead, I want you to feed this whole Aramean army lunch."

The King could not believe what he heard. That did not sound like the right way to defeat an enemy army. But, he did what Elisha said. That day the army of Israel prepared a huge feast and served a great meal to the army of the Arameans. After they had finished eating and everybody was very full, Elisha stood up in front of all the Arameans. He sent them safely home back to Aram. The soldiers told Ben-Hadad what had happened, and they never attacked Israel again.

Elisha always trusted God to save him, because he knew that God knows things that we cannot know and does things that we cannot do. He knew that God's way would be better than anything people could think up. That is still true today. People think up all kinds of ways to try to go to Heaven. They think that if they live in a certain way it will erase all the bad things they have done and they will go to Heaven. We learned yesterday that there is only one way to go Heaven, and that is God's way: by accepting His son Jesus. Jesus took the punishment for all our mistakes by dying on the cross, then coming back to life three days later. Now, He is God's way to go to Heaven. If you want to know more, just ask us. We would love to help you know how to accept Jesus.

Each day you will close the story time with an invitation to accept Jesus. Say something like this: God wants everybody to follow Him. The problem is that sometimes we do bad things that the Bible calls sin. A sin is any thing that we do that God does not want us to do. God still loves us, even though we sin. That's why Jesus came. Jesus was killed on the cross to be punished for our sins. Then on the third day He came back to life. Now, for anybody that asks, Jesus will take away our sins and become a part of our lives. He will help us to follow Him. The Bible says that if we believe Jesus in our hearts and follow Him, He will save us from our sin and help us to follow God. Then one day we will be with Him in heaven. Anybody that wants to choose to follow Jesus can do that today. We would love to help you know how.

Prayer Time

Take this time after the story to pray with the children in your small group. Ask them for things they would like to pray about. Tell God how awesome He is. Ask Him to help you and the children in your small group to listen to God and obey Him. Pray that the children in your group will get to know God and feel the love He has for them.

Day Two

Craft

While still in your small groups, lead the children in making the craft for the day. The craft time is not only a way to reinforce the lesson, but it also allows time to get to know the children in your small group. During this time, ask them questions about their families, friends, and school. Invest in their lives.

Elisha Coloring Page

Supplies: Crayons, Scissors, 1 coloring page per child

- Pass out a craft page to each of the children and have them begin to color both sides of the page. Have the children tell the story about Elisha back to you as they color.
- Have them read the verse as they cut out the semi-circle underneath the chariots.
- Talk about how they can trust God at all times even when things are hard.

Memory Verse Activity

Each day the small group time will include a Memory Verse Activity. The Memory Verse time is one of the most important activities of the day. We want these children to remember God's word and why it is important to them. A list of potential activities is included in the back of this packet. Use a different idea from that list each day to help the children learn the words of the verse and to explain why it applies to their lives. (Some require extra preparation, so be sure to review the list in advance.) The memory verse for this week is:

English

Trust in the LORD with all your heart, and do not rely on your own understanding; think about Him in all your ways, and He will guide you on the right paths.
Proverbs 3:5-6 (HCSB)

Spanish

Pon toda tu confianza en Dios y no en lo mucho que sabes. Toma en cuenta a Dios en todas tus acciones, y él te ayudará en todo. Proverbios 3:5-6 (BLS)

Closing

Each day the small groups will end with a short object lesson to help the children understand part of what it means to follow God's way. There are sometimes

Day Two

options presented in case an activity is too difficult for younger children (about Kindergarten to 2nd grade). As always, the goal is to do what will best relate to the children at your Rainbow Express, so break up the age groups however it works best for your location.

Younger Children

Pass out a connect-the-dots picture for each child. Let them connect the dots and color the picture. Ask the children what they think is happening in the picture. Explain that the woman in the picture is teaching the little girls about the Bible, just like they are learning about the Bible at Rainbow Express today.

Open your Bible to the Rainbow Express memory verse. Explain that the memory verse tells what they have been learning: that we can trust God's understanding far more than our own. The Bible is one of God's gifts to us, because it can help us to learn what God wants us to learn.

Tell the children that the more they learn about the Bible, the easier it will be to follow God's way. Before they connected the dots in their picture, it was hard to see what was going on. The more dots they connected, the clearer the big picture became. Similarly, the more we learn about God and His love for us, the better we can understand His wonderful plan for our lives.

Of course, the greatest thing that God did to help us was send His son Jesus to save us. Our sin is a problem that we cannot escape by ourselves, just like Elisha and his servant would have been unable to escape from the Arameans. God provided a way for Elisha to escape. He provided a way for us to escape from our sin, too. Jesus took the punishment for our sins on the cross. Now anybody can accept Jesus' forgiveness and follow God's way.

Older Children/Youth

Begin by passing out one of the grid pages to each student. Explain that they are going to try to copy a picture that you show them. One at a time, show the full page "zoom-ins" of the picture. The number on each zoom-in page corresponds to a numbered rectangle on their coloring sheet. Using any crayon or pencil, the children need to duplicate exactly what they see on the zoom in page into the appropriate square. (The activity will be better if you do not show the pictures in order.) After they have finished, show the students the completed picture from the packet.

Let the students compare their drawings to the "target" image. Some will not look like anything, while most will at best somewhat resemble the picture. Ask the students what they think would have made it easier to more correctly copy the picture. Lead them to discuss that it was hard because they could never see

Day Two

the whole image at one time. They were trying to create a very big picture by only seeing little pieces. If they had known the whole picture, they could probably have done a better job drawing it.

Explain that sometimes life is like trying to copy the picture. Each day of our lives could be like one of the squares. Sometimes we try to do the best that we can to live the right way or make the right choice; just like they did the best they could to copy the picture. We need to remember that God is the only one that can see the “whole picture”. He knows more about our lives than we do. God made us and knows everything about us. God can help us when we have a problem, because He can see the “whole picture”. Help the students see how Elisha was able to trust God completely because he knew that God could see what he could not. Just like Elisha and the servant, we can trust that God is working to help us in ways that we cannot always see.

Look up the memory verse in your Bible. (If you have enough Bibles, help each person in the small group to find the verse.) Explain that the memory verse reinforces what they have been learning: that we can trust God’s understanding far more than our own. The Bible is one of God’s gifts to us, because it can help us to see and understand things from His perspective.

Of course, the greatest thing that God did to help us was send His son Jesus to save us. Our sin is a problem that we cannot escape by ourselves, just like Elisha and his servant would have been unable to escape from the Arameans. God provided a way for Elisha to escape. He provided a way for us to escape from our sin, too. Jesus took the punishment for our sins on the cross. Now anybody can accept Jesus’ forgiveness and follow God’s way.

For all small groups:

Close with an invitation to follow Jesus. Use something like this: Learning to be like Jesus is God’s plan for our lives. The first thing we have to do if we want to live that way is to let Jesus come into our hearts. When we ask Jesus to come into our lives, He does. He cleans away the sin from our lives and helps us learn how to be more and more like Him. If anybody here wants to learn more about how to have Jesus in their life, just ask us. We would love to help you know how.

Wrap Up

Each day you will end your Rainbow Express in a large group session. Have all the children return to the tarp where you started. Sometimes the movement from small groups to large group becomes distracting, especially to younger children. If you find your children becoming noisy as you return to your large group, consider singing a few songs to help everybody focus again.

The last thing you will do before games and snacks is to review the memory


Day Two

verse and the day's lesson. Have the large group leader give a brief re-telling of the day's story. As you tell the story, frequently pause to let the children answer questions and fill in the blanks about the lesson. When you finish reviewing the story, have everybody say the memory verse together one last time.

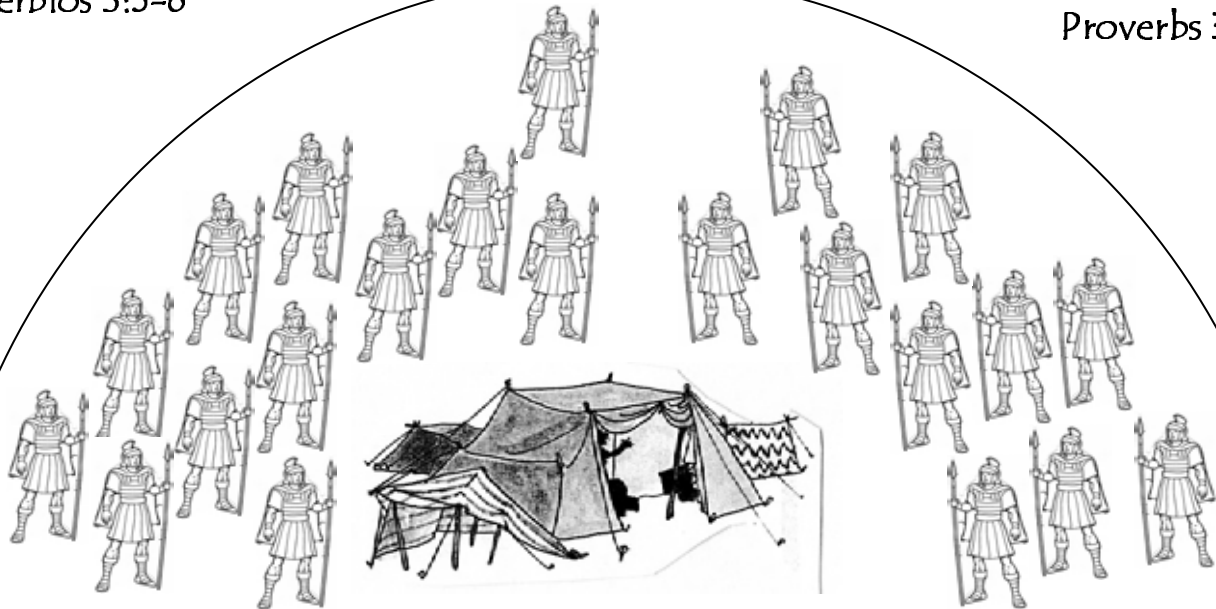
Game Time/Snacks

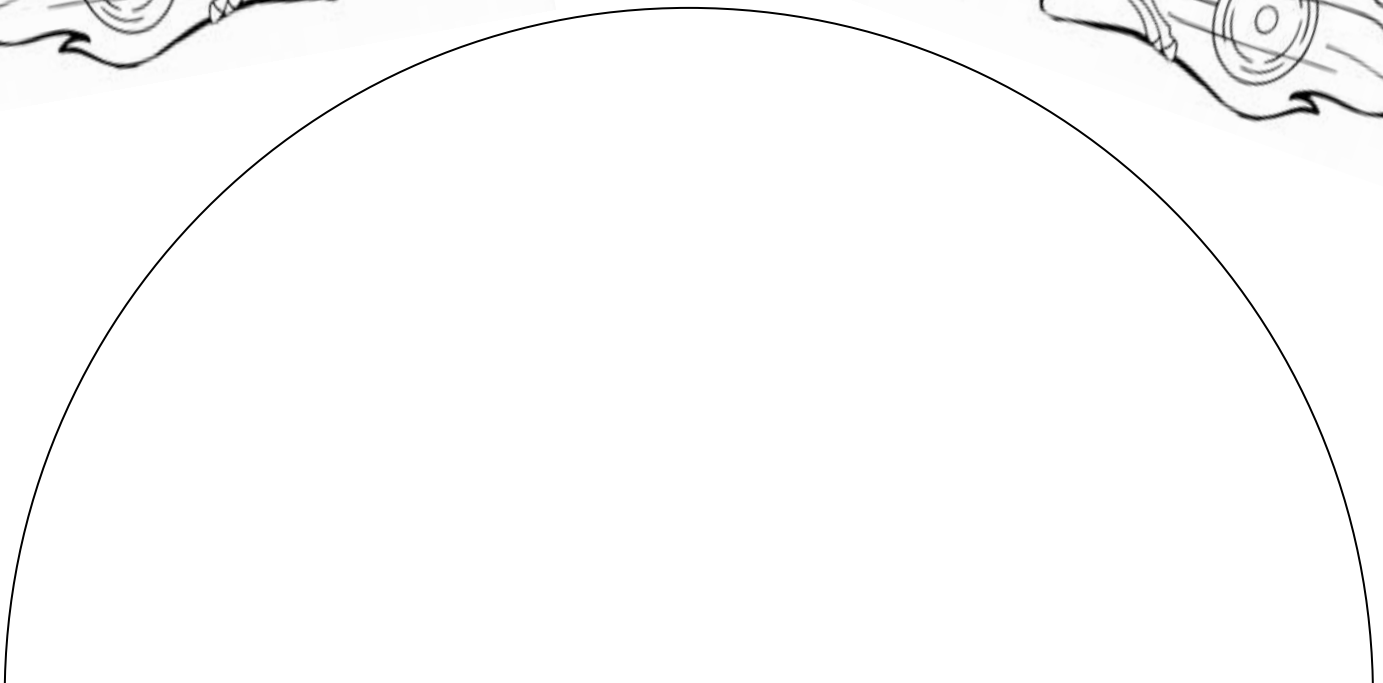
When you are finished, pray together and be ready to play games until the end of the Rainbow Express program. After the game time, pass out snacks, clean up the area, and walk everyone home. Return to Mission Arlington to turn in your materials and attendance sheet.


Pon toda tu confianza
en Dios y no en lo
mucho que sabes.
Toma en cuenta a Dios
en todas tus acciones, y
él te ayudará en todo.
Proverbios 3:5-6




Trust in the LORD with all
your heart, and do not rely
on your own
understanding; think
about Him in all your
ways, and He will guide
you on the right paths.
Proverbs 3:5-6








Trust in the LORD with all your heart,
and do not rely on your own understanding;
think about Him in all your ways,
and He will guide you on the right paths.
Proverbs 3:5-6




Pon toda tu confianza en Dios y no en lo mucho que sabes. Toma en cuenta a Dios en todas tus acciones, y él te ayudará en todo.

Proverbios 3:5-6




9




5


11



1

4






16

7




3






14

6



12





15

2



8



10





13

1

2

3

4

5

6

7

8

9

10

11

12

13

14

15

16

Day Three

God's Way

- **Large Group**
 - Songs
 - Puppets
 - Testimony
 - Memory Verse: Teams
- **Small Group**
 - Story: Jesus' Death and Resurrection
 - Matthew 26:36-50, 27:27-51, 57-60, 28:1-10
 - Craft: Door Hanger
 - Memory Verse Review
 - Small Group Closing Time: God Makes a Way
- **Large Group**
 - Story review questions

Day Three Scripture

Matthew 26:36-50, 27:27-51, 57-60,
28:1-10 (NirV)

Then Jesus went with his disciples to a place called Gethsemane. He said to them, "Sit here while I go over there and pray."

He took Peter and the two sons of Zebedee along with him. He began to be sad and troubled. Then he said to them, "My soul is very sad. I feel close to death. Stay here. Keep watch with me."

He went a little farther. Then he fell with his face to the ground. He prayed, "My Father, if it is possible, take this cup of suffering away from me. But let what you want be done, not what I want."

Then he returned to his disciples and found them sleeping. "Couldn't you men keep watch with me for one hour?" he asked Peter. "Watch and pray. Then you won't fall into sin when you are tempted. The spirit is willing. But the body is weak."

Jesus went away a second time. He prayed, "My Father, is it possible for this cup to be taken away? But if I must drink it, may what you want be done."

Then he came back. Again he found them sleeping. They couldn't keep their eyes open. So he left them and went away once more. For the third time he prayed the same thing.

Then he returned to the disciples. He said to them, "Are you still sleeping and resting? Look! The hour is near. The Son of Man is about to be handed over to sinners. Get up! Let us go! Here comes the one who is handing me over to them!"

While Jesus was still speaking, Judas arrived. He was one of the Twelve. A large crowd was with him. They were carrying swords and clubs. The chief priests and the elders of the people had sent them.

Judas, who was going to hand Jesus over, had arranged a signal with them. "The one I kiss is the man," he said. "Arrest him."

So Judas went to Jesus at once. He

said, "Greetings, Rabbi!" And he kissed him.

Jesus replied, "Friend, do what you came to do."

Then the men stepped forward. They grabbed Jesus and arrested him.

* * * * *

The governor's soldiers took Jesus into the palace, which was called the Praetorium. All the rest of the soldiers gathered around him. They took off his clothes and put a purple robe on him. Then they twisted thorns together to make a crown. They placed it on his head. They put a stick in his right hand. Then they fell on their knees in front of him and made fun of him. "We honor you, king of the Jews!" they said. They spit on him. They hit him on the head with the stick again and again.

After they had made fun of him, they took off the robe. They put his own clothes back on him. Then they led him away to nail him to a cross.

On their way out of the city, they met a man from Cyrene. His name was Simon. They forced him to carry the cross.

They came to a place called Golgotha. The word Golgotha means The Place of the Skull. There they mixed wine with bitter spices and gave it to Jesus to drink. After tasting it, he refused to drink it.

When they had nailed him to the cross, they divided up his clothes by casting lots. They sat down and kept watch over him there.

Above his head they placed the written charge against him. It read, ~This is Jesus, the king of the Jews.~

Two robbers were crucified with him. One was on his right and one was on his left.

Those who passed by shouted at Jesus and made fun of him. They shook

their heads and said, "So you are going to destroy the temple and build it again in three days? Then save yourself! Come down from the cross, if you are the Son of God!"

In the same way the chief priests, the teachers of the law and the elders made fun of him. "He saved others," they said. "But he can't save himself! He's the King of Israel! Let him come down now from the cross! Then we will believe in him. He trusts in God. Let God rescue him now if he wants him. He's the one who said, 'I am the Son of God.' "

In the same way the robbers who were being crucified with Jesus also made fun of him.

From noon until three o'clock, the whole land was covered with darkness. About three o'clock, Jesus cried out in a loud voice. He said, "*Eloi, Eloi, lama sabachthani?*" This means "My God, my God, why have you deserted me?" (*Psalm 22:1*)

Some of those standing there heard Jesus cry out. They said, "He's calling for Elijah."

Right away one of them ran and got a sponge. He filled it with wine vinegar and put it on a stick. He offered it to Jesus to drink. The rest said, "Leave him alone. Let's see if Elijah comes to save him."

After Jesus cried out again in a loud voice, he died.

At that moment the temple curtain was torn in two from top to bottom. The earth shook. The rocks split.

* * * * *

As evening approached, a rich man came from the town of Arimathea. His name was Joseph. He had become a follower of Jesus. He went to Pilate and asked for Jesus' body. Pilate ordered that it be given to him.

Joseph took the body and wrapped it in a clean linen cloth. He placed it in his own new tomb that he had cut out of the rock. He rolled a big stone in front of the entrance to the tomb. Then he went away.

* * * * *

The Sabbath day was now over. It was dawn on the first day of the week. Mary Magdalene and the other Mary went to look at the tomb.

There was a powerful earthquake. An angel of the Lord came down from heaven. The angel went to the tomb. He rolled back the stone and sat on it. His body shone like lightning. His clothes were as white as snow. The guards were so afraid of him that they shook and became like dead men.

The angel said to the women, "Don't be afraid. I know that you are looking for Jesus, who was crucified. He is not here! He has risen, just as he said he would! Come and see the place where he was lying. Go quickly! Tell his disciples, 'He has risen from the dead. He is going ahead of you into Galilee. There you will see him.' Now I have told you."

So the women hurried away from the tomb. They were afraid, but they were filled with joy. They ran to tell the disciples.

Suddenly Jesus met them. "Greetings!" he said.

They came to him, took hold of his feet and worshiped him.

Then Jesus said to them, "Don't be afraid. Go and tell my brothers to go to Galilee. There they will see me."

Day Three

Pre-Rainbow Express Gathering

You will begin each day by knocking on doors and then playing games to help attract children to your Rainbow Express.

Song Time/Puppets

When it is time to begin your activities, have all the children sit down in a large group. It would be helpful to bring a tarp for them to sit on. When the children are together and seated on the tarp, begin your song time.

TIP—The Large Group Leader should serve as a sort of “master of ceremonies” to keep each activity flowing smoothly. He should not, however, tell the day’s Bible story. That will go much smoother in the small group time. Children listen more attentively in smaller groups.

The Song Leader will come to the front of the group to lead songs. One or two others may also want to come to the front to help show motions. Be sure to have several songs ready to sing and that everyone in the group knows the songs.

During this time you will also have the puppets sing their song(s). Doing the puppet show in between songs can help keep the children’s attention. You are provided with one song for each day. If the children are responding well and enjoying the puppet music, it is okay to perform more than one of the songs and repeat the songs from day to day.

Testimony

The theme for this whole week of Rainbow Express is *God’s Way*. Each day you will be sharing stories, songs, crafts, and other activities that help the children understand what it means to be a follower of God. Obviously, this is an incredibly personal decision. It is important that the children and youth that attend your Rainbow Express understand that a personal relationship with Christ is a very important reality for the members of your group. Every day during the opening time one or two members of your group can share a short version of their testimony in front of the large group. The goal is to let the children see how following God’s Way has made a practical and meaningful difference in your life. *(For help on sharing in a way that will be age-appropriate and meaningful with children, each person who plans to give their testimony read the sheet Tips on Preparing Your Testimony on page 20 of this packet.)*

Memory Verse Activity

When the Large Group Leader finishes his opening time, the Memory Verse Teacher will come to the front to lead the memory verse activity. The large group memory verse activity for day three is “Teams”. Have your poster of the memory verse available. Read through the verse all together several times to

Day Three

practice. Divide your children into teams. Have the teams compete saying the memory verse many different ways: loudest, softest, fastest, slowest, telephone style, English, Spanish, with hand motions, etc.

After the Memory Verse Teacher finishes, divide the children into small groups to continue.

Small Group Story Time

The text provided here is to serve as a guide for you while you tell the story. Read it through several times and be able to tell it from memory. It is not important to be able to recite this story word-for-word. Your goal is to be able to relate the story to a level children will understand. Use the wording included here as suggestions to help you make these concepts understood by elementary age children. Feel free to adapt these words to fit well with your own style.

Today's Story: Jesus' Death and Resurrection

For the past two days we have been learning that Jesus is God's way for us to go to Heaven. Today, we are going to learn what Jesus did to open the way.

We have seen already that God loves us very much and that HE wants to help us. We need God's help, because lots of times we mess up and do things that we should not do. The Bible calls it a sin when we do, think, or say something that God does not like. God knows we sin, and He still cares about us very much. God wants to take away our sin, because no sin can be with Him. Our sin cannot go into Heaven. Since God loves us and want us to be with Him, it was very important to Him to find a way to forgive our sin.

God sent His own son, Jesus, to live here on Earth. Even though He was God, Jesus became a person, just like us. But Jesus always obeyed God, His Father. He never sinned.

Jesus taught many people that God loves them. He did amazing things to help people, things that nobody else could do. He healed sick people. He gave blind people their sight, and cured people that could not speak or hear or walk. The people became very excited about the good news that Jesus was spreading.

Jesus had many friends, but He had enemies too. Just like now, there were some people that did not believe in God, or did not believe that God loves people. They did not want Jesus to talk about God loving people. These enemies of Jesus convinced one of Jesus' own friends, a man named Judas, to help them find a way to get rid of Jesus. Jesus knew that these people wanted to kill Him. He even knew that Judas was helping them. He could have stopped them any time that He wanted to. Instead, Jesus waited. He knew that He would have to be killed one day. Jesus knew that His death would take the punishment for the sins of anybody who accepts Him. Even though Jesus knew that terrible things were going to happen to Him, He stayed here on Earth so that He could make a way to Heaven.

Day Three

One Thursday night Jesus knew that it was almost time for Him to die. Judas had gone to His enemies to bring them to arrest Jesus. Jesus took a group of His friends into a beautiful garden that night. “I am very, very sad,” Jesus told them. “I feel that I am very close to my death. Stay up with me and watch and wait.” Jesus wanted them to pray for what was about to happen.

Jesus went a little deeper into the garden. He lay down on the ground and prayed to God His Father. “My father, if there is another way to save people, take away this suffering that is about to happen to me. But I want your way to happen more than what I want.”

Jesus prayed like this because He knew He was going to be killed the very next day. He knew all the terrible things that were going to happen to Him. He was sad that these things had to happen. But He knew that His Father wants very badly to save us from our sins. Jesus loves us, and chose to go through terrible suffering, just because He knew it was God’s way to help us.

While Jesus prayed, His friends had fallen fast asleep. Soon, Jesus returned to wake them up. “Stay awake and pray,” He told them again. “Pray that God will help you to make the right decision when hard choices come. I know that your spirit wants to do the right thing, but your body feels too weak.” Even though Jesus was a man just like us, He was very different too. He was different because He always obeyed God.

All people are like Jesus’ friends that were with Him in the garden. Sometimes we do good things, and sometimes we do bad things. You can see the difference: Jesus prayed that God would help Him to follow God’s way, even though He knew it would kill Him. Jesus’ friends had a hard time following His way by praying, just because they wanted to sleep instead. Aren’t you glad that Jesus didn’t decide to do things different than God’s way like His friends did? Aren’t you glad that Jesus followed God’s way by dying to save us?

That night Judas brought a group of soldiers to the garden. They arrested Jesus and carried Him away to His enemies. Jesus’ friends got scared and ran away.

Jesus’ enemies spent the night treating Jesus very badly. They beat Jesus with their fists and with whips. They pulled His beard and put thorns in His head. The next morning the soldiers took Jesus and forced Him up a hill. There, they lay Jesus down on a large wooden cross. They used hammers to put great big nails through Jesus’ wrists and feet into the wood of the cross. Then they stood the cross up where everybody could watch Jesus hang there until He died.

Jesus’ friends were very sad. It was terrible to watch Him be so mistreated. Jesus could have stopped it all at any time, but He chose not to. He obeyed God’s way, so that we could have a way to go to Heaven.

When Jesus died, some of His friends took His body down and wrapped in a long, clean white cloth. They put Jesus’ body in a cave. Then soldiers rolled a huge boulder in front of the cave so that nobody could go in or out.

Friday night, all day Saturday, and Saturday night, Jesus was dead. His body lay in the cave, behind the stone. Sunday morning, some ladies who had been friends of Jesus decided to visit the cave. They wanted to pour good-

Day Three

smelling oils and perfumes on Jesus' body. As they walked, they tried to figure out how they would roll away the giant rock to get in.

As they approached the cave, something incredible happened. A powerful earthquake shook the whole place. A great glowing angel from God flew down from Heaven and rolled the giant stone away from the cave. The angel sat down on top of the rock. "Do not be afraid," the angel told the women. "I know that you came here looking for Jesus who was killed on the cross. He is not here any more. Jesus is alive! Go quickly now and tell all of His followers that 'Jesus has risen from the dead. Gather together in your hometown, and you will see Him again.' Now I have given you the good news."

The women ran away from the cave to deliver the good news. As they were running to find Jesus' followers, Jesus was suddenly with them. "Hello," Jesus told the amazed women.

The women bowed down before Jesus. They finally really believed that Jesus was God's son. He had died and returned to life to make a way to save all of us!

Just like the angel said, Jesus appeared to all of His followers. He told them to spread the news to the whole world that He had taken the punishment for our sins. Jesus wants the world to know that we can choose to follow Him.

Each day you will close the story time with an invitation to accept Jesus. Say something like this: God wants everybody to follow Him. The problem is that sometimes we do bad things that the Bible calls sin. A sin is any thing that we do that God does not want us to do. God still loves us, even though we sin. That's why Jesus came. Jesus was killed on the cross to be punished for our sins. Then on the third day He came back to life. Now, for anybody that asks, Jesus will take away our sins and become a part of our lives. He will help us to follow Him. The Bible says that if we believe Jesus in our hearts and follow Him, He will save us from our sin and help us to follow God. Then one day we will be with Him in heaven. Anybody that wants to choose to follow Jesus can do that today. We would love to help you know how.

Prayer Time

Take this time after the story to pray with the children in your small group. Ask them for things they would like to pray about. Tell God how awesome He is. Ask Him to help you and the children in your small group to listen to God and obey Him. Pray that the children in your group will get to know God and feel the love He has for them.

Day Three

Craft

While still in your small groups, lead the children in making the craft for the day. The craft time is not only a way to reinforce the lesson, but it also allows time to get to know the children in your small group. During this time, ask them questions about their families, friends, and school. Invest in their lives.

Door Hanger

Today's craft time is especially important. Each child will be making a door hanger to display on their bedroom door knob. They will be coloring the stripes of the Rainbow in five colors that represent parts of God's plan for salvation. As you tell the children which colors to use and explain the meanings, be especially aware of those that may be ready to accept Christ. Ask God to help give you wisdom and to be working the hearts of the students.

Supplies: One door hanger for each child, black, red, white, green, and yellow crayons

Directions

See the end of today's packet for explanations of the meaning of each of the five colors.

Memory Verse Activity

Each day the small group time will include a Memory Verse Activity. The Memory Verse time is one of the most important activities of the day. We want these children to remember God's word and why it is important to them. A list of potential activities is included in the back of this packet. Use a different idea from that list each day to help the children learn the words of the verse and to explain why it applies to their lives. (Some require extra preparation, so be sure to review the list in advance.) The memory verse for this week is:

English

Trust in the LORD with all your heart, and do not rely on your own understanding; think about Him in all your ways, and He will guide you on the right paths.

Proverbs 3:5-6 (HCSB)

Spanish

Pon toda tu confianza en Dios y no en lo mucho que sabes. Toma en cuenta a Dios en todas tus acciones, y él te ayudará en todo. Proverbios 3:5-6 (BLS)

Day Three


Closing

Each day the small groups will end with a short object lesson to help the children understand part of what it means to follow God's way. There are sometimes options presented in case an activity is too difficult for younger children (about Kindergarten to 2nd grade). As always, the goal is to do what will best relate to the children at your Rainbow Express, so break up the age groups however it works best for your location.


For All Groups

Before you begin: Cut out the cross included in this packet. Put double-sided tape or a roll of scotch tape on the back so it will be ready to be attached to another page. Take the picture with the cliffs and fold the side with God behind the page, a little to the left of the word sin so that only the faces of the people can be seen.


Show the children the picture, with only the faces of the people seen. Explain to them that God made all people and loves them very much. God wants to be involved in our lives, and when our lives are over, He wants us to be in Heaven with Him. Unfortunately, there is one very big problem in the way of our being with God. Ask the students if they know what the problem is.



Unfold the picture. Explain that our sin is what keeps us away from God. *Sin* is what the Bible calls anything that we do, say, or think that goes against what God would want. God is perfect, and never does anything wrong. All the bad things that we do push us away from God. No sin can be around God, and no sin can go into Heaven. This creates a huge problem for us as people, because all of us have sinned. That means unless God has a way to get rid of our sin, nobody would be able to be with God. Nobody would be able to go to Heaven. Just like in the picture, sin gets in the way of us getting to God.



God loves us so much that He does not want us to be away from Him. He made a way to get rid of our sin so that we can be with Him. Ask the children if they know what God's way to Heaven is. Tape the cross to the picture so that it covers up the word sin and makes a bridge between the two cliffs. Explain that when Jesus died on the cross He became the way to take away sins. Now anybody can accept Jesus into their lives just by asking Him. Jesus will wipe away their sins. We are free to follow Jesus. He can be our way to Heaven.



Day Three


Wrap Up

Each day you will end your Rainbow Express in a large group session. Have all the children return to the tarp where you started. Sometimes the movement from small groups to large group becomes distracting, especially to younger children. If you find your children becoming noisy as you return to your large group, consider singing a few songs to help everybody focus again.


The last thing you will do before games and snacks is to review the memory verse and the day's lesson. Have the large group leader give a brief re-telling of the day's story. As you tell the story, frequently pause to let the children answer questions and fill in the blanks about the lesson. When you finish reviewing the story, have everybody say the memory verse together one last time.

Game Time/Snacks


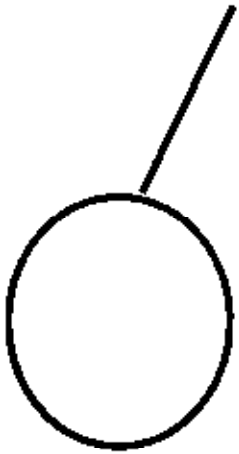
When you are finished, pray together and be ready to play games until the end of the Rainbow Express program. After the game time, pass out snacks, clean up the area, and walk everyone home. Return to Mission Arlington to turn in your materials and attendance sheet.




**Trust in the Lord with
all your heart
and do not rely on
your own understanding;
think about Him in all your ways,
and He will guide you
on the right paths**
Proverbs 3:5-6




**Trust in the Lord with
all your heart
and do not rely on
your own understanding;
think about Him in all your ways,
and He will guide you
on the right paths**
Proverbs 3:5-6




**Trust in the Lord with
all your heart
and do not rely on
your own understanding;
think about Him in all your ways,
and He will guide you
on the right paths**
Proverbs 3:5-6



**Pon toda tu confianza
en Dios y no en lo mucho
que sabes. Toma en cuenta
a Dios en todas tus acciones,
y él te ayudará en todo.
Proverbios 3:5-6**



**Pon toda tu confianza
en Dios y no en lo mucho
que sabes. Toma en cuenta
a Dios en todas tus acciones,
y él te ayudará en todo.
Proverbios 3:5-6**



**Pon toda tu confianza
en Dios y no en lo mucho
que sabes. Toma en cuenta
a Dios en todas tus acciones,
y él te ayudará en todo.
Proverbios 3:5-6**

Day Three Craft

Note-When explaining the meanings of the colors refer to the bead and the sin it represents as dark rather than black.

DARK- This reminds us of sin. Sin is anything we do that is not what God wants us to do. The Bible says that everyone has sinned.

OSCURO- *Este representa el pecado. El pecado es cualquier cosa que hacemos que no complace a Dios. La Biblia nos dice que todos hemos pecado.*

TIP—This page is given for small group leaders to use as a “cheat sheet” to help them when explaining the meanings of the colors. The next two pages are intended as optional extras you can send home with your Rainbow Express students to help them remember the meaning of the door hanger.

RED- This reminds us of Jesus’ blood. Jesus was God’s Son and He died on the cross to pay the punishment for our sins.

ROJO- *Este representa la sangre de Jesús. Jesús es el Hijo de Dios y El murió en la cruz para pagar por las consecuencias de nuestros pecados.*

WHITE- This reminds us of our new lives. The Bible says that after we have accepted Jesus, we are brand new. He cleans out the sin that was in us. Jesus is in our lives! He will never leave!

BLANCO- *Este representa nueva vida. La Biblia dice que una vez que aceptamos a Jesús como nuestro Salvador, somos hechos nuevos. El limpia el pecado que estaba dentro de nosotros. ¡Esto es porque Jesús está en nuestras vidas!*

GREEN- This reminds us that we are to grow as a Christian. In order to grow in our relationship with God, we need to pray, read the Bible, and hang out with other Christians by coming to Bible Study.

VERDE- *Este representa crecimiento como Cristianos. Para crecer necesitamos tener una relación con Dios. Esto es posible orando, leyendo la Biblia, y teniendo convivió con otros Cristianos por venir al Estudio Bíblico.*

YELLOW- This reminds us of Heaven! The Bible says that every person who has trusted Jesus to be his or her Savior will spend forever in Heaven with Him.

AMARILLO- *¡Este representa el cielo! La Biblia nos dice que cada persona que ha puesto su fe en Jesús como Salvador estará por toda la eternidad en el cielo a lado de El.*



dark

Sometimes we do bad things that make God sad.

A veces hacemos cosas malas que no le gustan a Dios.

red

Jesus loves us, so He died on the cross to help us.

Jesús se murió en la cruz por nosotros porque nos ama.

white

Jesus can take away all the bad things I did.

Jesús puede quitar todas las cosas malas que hice.

green

I can follow Jesus and learn to be more like Him.

Yo puedo seguir a Jesús y aprender ser mas como El.

yellow

One day I will be with Jesus in Heaven.

Un día estaré en El Cielo con Jesús.



dark

Everyone has sinned. No one measures up to God's glory.
Romans 3:23

red

But here is how God has shown his love for us. While we were still sinners, Christ died for us. Romans 5:8

white

Anyone who believes in Christ is a new creation. The old is gone! The new has come! 2 Corinthians 5:17

green

You are the children that God dearly loves. So be just like Him. Ephesians 5:1


yellow

[Jesus said] "In my Father's house are many rooms; if it were not so, I would have told you. I am going there to prepare a place for you. And if I go and prepare a place for you, I will come back and take you to be with me that you also may be where I am." John 14:2-3

GOD




S I N



DIOS



P E C C A D O





Jesus is the way



Jesus es el camino

DAY FOUR CLOSING ACTIVITY: Cut out this cross before Rainbow Express. Note—if you would like to make the object lesson easier to see you can blow up these two pages for a bigger picture.

Day Four

God's Way

- **Large Group**
 - Songs
 - Puppets
 - Testimony
 - Memory Verse: Next Word Relay
- **Small Group**
 - Story: Peter and Cornelius
 - Acts 10
 - Craft: Memory Verse Banner
 - Memory Verse Review
 - Small Group Closing Time: Connecting the Dots
- **Large Group**
 - Story review questions

Trust in the LORD with all your heart, and do not rely on your own understanding; think about Him in all your ways, and He will guide you on the right paths. Proverbs 3:5-6



A man named Cornelius lived in Caesarea. He was a Roman commander in the Italian Regiment. Cornelius and all his family were faithful and worshiped God. He gave freely to people who were in need. He prayed to God regularly. One day about three o'clock in the afternoon he had a vision. He saw an angel of God clearly. The angel came to him and said, "Cornelius!"

Cornelius was afraid. He stared at the angel. "What is it, Lord?" he asked.

The angel answered, "Your prayers and gifts to poor people have come up like an offering to God. So he has remembered you. Now send men to Joppa. Have them bring back a man named Simon. He is also called Peter. He is staying with another Simon, a man who works with leather. His house is by the sea."

The angel who spoke to him left. Then Cornelius called two of his servants. He also called a godly soldier who was one of his attendants. He told them everything that had happened. Then he sent them to Joppa.

It was about noon the next day. The men were on their journey and were approaching the city. Peter went up on the roof to pray. He became hungry. He wanted something to eat. While the meal was being prepared, Peter had a vision. He saw heaven open up. There he saw something that looked like a large sheet. It was being let down to earth by its four corners. It had all kinds of four footed animals in it. It also had reptiles of the earth and birds of the air. Then a voice told him, "Get up, Peter. Kill and eat."

"No, Lord! I will not!" Peter replied. "I have never eaten anything that is not pure and 'clean.' "

The voice spoke to him a second time. "Do not say anything is not pure that God has made 'clean,' " it said.

This happened three times. Right away the sheet was taken back up to heaven.

Peter was wondering what the vision meant. At that very moment the men sent by Cornelius found Simon's house. They stopped at the gate and called out. They asked if Simon Peter was staying there.

Peter was still thinking about the vision. The Holy Spirit spoke to him. "Simon," he said, "three men are looking for you. Get up and go downstairs. Don't let anything keep you from going with them. I have sent them."

Peter went down and spoke to the men. "I'm the one you're looking for," he said. "Why have you come?"

The men replied, "We have come from Cornelius, the Roman commander. He is a good man who worships God. All the Jewish people respect him. A holy angel told him to invite you to his house. Cornelius wants to hear what you have to say." Then Peter invited the men into the house to be his guests.

The next day Peter went with the three men. Some of the believers from Joppa went along. The following day he arrived in Caesarea. Cornelius was expecting them. He had called together his relatives and close friends.

When Peter entered the house, Cornelius met him. As a sign of respect, he fell at Peter's feet. But Peter made him get up. "Stand up," he said. "I am only a man myself."

Talking with Cornelius, Peter went inside. There he found a large group of people. He said to them, "You know that it is against our law for a Jew to have

anything to do with those who aren't Jews. But God has shown me that I should not say anyone is not pure and 'clean.' So when you sent for me, I came without asking any questions. May I ask why you sent for me?"

Cornelius answered, "Four days ago at this very hour I was in my house praying. It was three o'clock in the afternoon. Suddenly a man in shining clothes stood in front of me. He said, 'Cornelius, God has heard your prayer. He has remembered your gifts to poor people. Send someone to Joppa to get Simon Peter. He is a guest in the home of another Simon, who works with leather. He lives by the sea.' So I sent for you right away. It was good of you to come. Now we are all here. And God is here with us. We are ready to listen to everything the Lord has commanded you to tell us."

Then Peter began to speak. "I now realize how true it is that God treats everyone the same," he said. "He accepts people from every nation. He accepts all who have respect for him and do what is right.

"You know the message God sent to the people of Israel. It is the good news of peace through Jesus Christ. He is Lord of all. You know what has happened all through Judea. It started in Galilee after John preached about baptism. You know how God anointed Jesus of Nazareth with the Holy Spirit and with power. Jesus went around doing good. He healed all who were under the devil's power. God was with him.

"We are witnesses of everything he did in the land of the Jews and in Jerusalem. They killed him by nailing him to a cross. But on the third day God raised him from the dead. God allowed Jesus to be seen. But he wasn't seen by all the people. He was seen only by us. We are witnesses whom God had already chosen. We ate and drank with him after he rose from the dead.

"He commanded us to preach to the people. He told us to give witness that he is the one appointed by God to judge the living and the dead. All the prophets give witness about him. They say that all who believe in him have their sins forgiven through his name."

While Peter was still saying these things, the Holy Spirit came on all who heard the message. Some Jewish believers had come with Peter. They were amazed because the gift of the Holy Spirit had been poured out even on those who weren't Jews. They heard them speaking in languages they had not known before. They also heard them praising God.

Then Peter said, "Can anyone keep these people from being baptized with water? They have received the Holy Spirit just as we have." So he ordered that they be baptized in the name of Jesus Christ. Then they asked Peter to stay with them for a few days.

Day Four

Pre-Rainbow Express Gathering

You will begin each day by knocking on doors and then playing games to help attract children to your Rainbow Express.

Song Time/Puppets

When it is time to begin your activities, have all the children sit down in a large group. It would be helpful to bring a tarp for them to sit on. When the children are together and seated on the tarp, begin your song time.

TIP—The Large Group Leader should serve as a sort of “master of ceremonies” to keep each activity flowing smoothly. He should not, however, tell the day’s Bible story. That will go much smoother in the small group time. Children listen more attentively in smaller groups.

The Song Leader will come to the front of the group to lead songs. One or two others may also want to come to the front to help show motions. Be sure to have several songs ready to sing and that everyone in the group knows the songs.

During this time you will also have the puppets sing their song(s). Doing the puppet show in between songs can help keep the children’s attention. You are provided with one song for each day. If the children are responding well and enjoying the puppet music, it is okay to perform more than one of the songs and repeat the songs from day to day.

Testimony

The theme for this whole week of Rainbow Express is *God’s Way*. Each day you will be sharing stories, songs, crafts, and other activities that help the children understand what it means to be a follower of God. Obviously, this is an incredibly personal decision. It is important that the children and youth that attend your Rainbow Express understand that a personal relationship with Christ is a very important reality for the members of your group. Every day during the opening time one or two members of your group can share a short version of their testimony in front of the large group. The goal is to let the children see how following God’s Way has made a practical and meaningful difference in your life. *(For help on sharing in a way that will be age-appropriate and meaningful with children, each person who plans to give their testimony read the sheet Tips on Preparing Your Testimony on page 20 of this packet.)*

Memory Verse Activity

When the Large Group Leader finishes his opening time, the Memory Verse Teacher will come to the front to lead the memory verse activity. The large group memory verse activity for day four is “Next Word Relay”. Have your poster of the memory verse available. Read through the verse all together several times

Day Four

to practice. Divide the children into two or more teams. Then, split each team in half. Have the two halves face each other in a single file line, about ten feet apart. Have the first person on the team say the first word of the verse. That player then runs across and tags the first player in the line facing them. The first player then runs to the back of that line. The second player then says the next word in the verse, then runs across to tag the player on the opposite line. Keep going until each team has said the whole verse. You may want to bring a stopwatch to time the children and see which team can do it the fastest.

After the Memory Verse Teacher finishes, divide the children into small groups to continue.

Small Group Story Time

The text provided here is to serve as a guide for you while you tell the story. Read it through several times and be able to tell it from memory. It is not important to be able to recite this story word-for-word. Your goal is to be able to relate the story to a level children will understand. Use the wording included here as suggestions to help you make these concepts understood by elementary age children. Feel free to adapt these words to fit well with your own style.

Today's Story: Peter and Cornelius

This week we have been learning the difference between doing things God's way and doing things our own way. Yesterday we learned that Jesus is the reason we *can* follow God's way. He made a way for God to take away our sins. Now we can live God's way. One day, we can even go to Heaven to be with God.

Jesus made this way for us by dying on the cross. Of course, we know that He did not stay dead. He came back to life three days after dying. He went and showed Himself to many of His followers so that they would know He was really alive. After forty days, He went back to Heaven to be with His Father. Right before He left, Jesus gave His followers an important job to do. He told them to spread the news of what He had done to the whole world.

A soldier named Cornelius lived in the city of Caesarea. Cornelius and his family loved God very much. They worked hard to do what they thought God wanted them to do. Cornelius was very well known and very well liked in Caesarea because he was so kind and helped so many people.

Even though Cornelius loved God, he did not really know enough about God. Cornelius knew that God made him and God loved him. He did not know anything about God's son, Jesus. He did not know that Jesus died on the cross or came back to life. He did not know that Jesus was the way to go to Heaven.

One afternoon, Cornelius was in his house, talking to God by praying. While he prayed, God sent him a message: a powerful angel suddenly appeared in front of Cornelius.

"Do not be afraid, Cornelius. God listens when you pray," the angel said.

Day Four

“He knows about all the ways you help the people that need it. God likes these things very much, and He is going to help you. Send some of your servants to find a man named Peter. Peter is visiting his friend Simon in the city of Joppa, in a house near the sea. Ask Peter to come and see you.” Then, just as quickly as he had arrived, the angel disappeared.

Right away, Cornelius called two of his best workers and a brave soldier who also loved God. “Go as fast as you can to Joppa. Find Peter and bring him here. God is going to tell us something wonderful through Peter.” The workers hurried to make the journey to Joppa.

Cornelius did not know what Peter was going to tell him. You have probably already guessed that God wanted Peter to tell Cornelius about Jesus, but Cornelius had never heard of Jesus. We already learned that Jesus wants all people to know God’s way, so we know He wanted Peter to go.

There was one problem, however. We all know that not all people are the same. People have different skin colors, different hair styles, different food, different languages, and lots of other differences. God made all those different kinds of people, and Jesus is the way to Heaven for all of them. Sadly, there are some people who don’t understand God made us all different and He loves us all.

Peter and Cornelius came from two very different groups of people, with different foods, different clothes, different kinds of churches, and lots of other differences. Even though God made all of Peter’s people and God made all of Cornelius’ people, the two groups did not get along very well. In fact, Peter’s people would not even eat with, speak to, or visit Cornelius’ people because they thought of them as enemies.

We know that God wanted Peter to go tell Cornelius about Jesus, even though they were very different. Do you think Peter went?

At lunch time the day after Cornelius spoke to the angel, Peter was standing on the flat roof of his friend Simon’s house, waiting to eat. Peter was very hungry. While he waited for his food, God sent Peter a very strange dream. A giant blanket appeared in the sky and floated down to Peter. The huge blanket was covered with all different kinds of food, but none of it was the kind of food that Peter’s people ate. God’s voice came from the sky, “Get up Peter, and eat something from the blanket.”

“No Lord,” Peter answered. “I don’t eat this food that is impure and unclean.”

“I created all these different kinds of food,” God said back to Peter. “Do not call anything I made impure and unclean.” The great blanket lifted back to the sky.

Two more times the blanket came down again, filled with the same things. God said the same thing to Peter, and Peter gave the same answer. Once more, God told Peter not to call His creations unclean.

Peter thought very hard about what the dream God sent might mean. Obviously, God did not want Peter to say something was bad just because it was different. God taught Peter that He made all kinds of things and all kinds of people. It was not up to Peter to decide which were good and which were not.

Day Four

The dream ended as Peter heard the noise of men knocking on the door downstairs. God's voice spoke to Peter one more time. "Peter, I have sent these three men to find you. Do not let anything stop you from going with them."

The servants excitedly invited Peter. "Peter, please come see our master Cornelius," they said. "He is a man that loves God, and an angel told him to send us to find you."

Peter knew that Cornelius was very different from himself. Before the dream, he would probably not have gone to see Cornelius. Now, through the dream, God taught him that His thoughts are different than our thoughts. God's way is not always the same as our way, and God's way is to love *all* people, no matter their skin, hair, language, clothing, or food.

Peter traveled with the three men to Cornelius' house. Cornelius was waiting there with his whole family and many of his friends. Peter told them all about Jesus: all the wonderful things He had done, about His death on the cross, and about how He came back to life.

That day, Cornelius' entire family became followers of Jesus. They accepted Jesus' forgiveness for their sins. That day Peter learned that God's way is for everybody, not just people that look or act a certain way.

Aren't you glad that God's way is different than our own? God's way is for everybody, no matter who they are or what they look like. Jesus told us that He is the way, the truth, and the life. If you would like to know how to accept Jesus in your life, just ask us and we will help you know how.

For All Groups

Before you begin: Cut out the cross included in this packet. Put double-sided tape or a roll of scotch tape on the back so it will be ready to be attached to another page. Take the picture with the cliffs and fold the side with God behind the page, a little to the left of the word sin so that only the faces of the people can be seen.

Show the children the picture, with only the faces of the people seen. Explain to them that God made all people and loves them very much. God wants to be involved in our lives, and when our lives are over, He wants us to be in Heaven with Him. Unfortunately, there is one very big problem in the way of our being with God. Ask the students if they know what the problem is.

Unfold the picture. Explain that our sin is what keeps us away from God. *Sin* is what the Bible calls anything that we do, say, or think that goes against what God would want. God is perfect, and never does anything wrong. All the bad things that we do push us away from God. No sin can be around God, and no sin can go into Heaven. This creates a huge problem for us as people, because all of us have sinned. That means unless God has a way to get rid of our sin, nobody would be able to be with God. Nobody would be able to go to Heaven. Just like in the

Day Four

picture, sin gets in the way of us getting to God.

God loves us so much that He does not want us to be away from Him. He made a way to get rid of our sin so that we can be with Him. Ask the children if they know what God's way to Heaven is. Tape the cross to the picture so that it covers up the word sin and makes a bridge between the two cliffs. Explain that when Jesus died on the cross He became the way to take away sins. Now anybody can accept Jesus into their lives just by asking Him. Jesus will wipe away their sins. We are free to follow Jesus. He can be our way to Heaven.

Each day you will close the story time with an invitation to accept Jesus. Say something like this: God wants everybody to follow Him. The problem is that sometimes we do bad things that the Bible calls sin. A sin is any thing that we do that God does not want us to do. God still loves us, even though we sin. That's why Jesus came. Jesus was killed on the cross to be punished for our sins. Then on the third day He came back to life. Now, for anybody that asks, Jesus will take away our sins and become a part of our lives. He will help us to follow Him. The Bible says that if we believe Jesus in our hearts and follow Him, He will save us from our sin and help us to follow God. Then one day we will be with Him in heaven. Anybody that wants to choose to follow Jesus can do that today. We would love to help you know how.

Prayer Time

Take this time after the story to pray with the children in your small group. Ask them for things they would like to pray about. Tell God how awesome He is. Ask Him to help you and the children in your small group to listen to God and obey Him. Pray that the children in your group will get to know God and feel the love He has for them.

Craft

While still in your small groups, lead the children in making the craft for the day. The craft time is not only a way to reinforce the lesson, but it also allows time to get to know the children in your small group. During this time, ask them questions about their families, friends, and school. Invest in their lives.

Memory Verse Banner

Supplies: Crayons, 1 coloring page per child

- Pass out one page to each child.
- Have the children color the banner. As they are coloring, have the children practice saying the verse. Go back over the story about Peter and Cornelius. Talk

Day Four

about ways that we can share what we know about the Bible with others.

- Encourage their children to hang the banner up in their rooms to always help them remember the verse.

Memory Verse Activity

Each day the small group time will include a Memory Verse Activity. The Memory Verse time is one of the most important activities of the day. We want these children to remember God's word and why it is important to them. A list of potential activities is included in the back of this packet. Use a different idea from that list each day to help the children learn the words of the verse and to explain why it applies to their lives. (Some require extra preparation, so be sure to review the list in advance.) The memory verse for this week is:

English

Trust in the LORD with all your heart, and do not rely on your own understanding; think about Him in all your ways, and He will guide you on the right paths.

Proverbs 3:5-6 (HCSB)

Spanish

Pon toda tu confianza en Dios y no en lo mucho que sabes. Toma en cuenta a Dios en todas tus acciones, y él te ayudará en todo. Proverbios 3:5-6 (BLS)

Closing

Each day the small groups will end with a short object lesson to help the children understand part of what it means to follow God's way. There are sometimes options presented in case an activity is too difficult for younger children (about Kindergarten to 2nd grade). As always, the goal is to do what will best relate to the children at your Rainbow Express, so break up the age groups however it works best for your location.

Younger Children

Remind the children that in today's story you learned one of Jesus' final instructions to His followers: tell the whole world about Him. That can seem like a really big job! Thankfully, in today's story we learned that God always has a plan to spread His message to the world. Peter followed God's way and helped Cornelius' whole family learn about Jesus. Tell the children that they can also follow God's way. They can tell their friends about Jesus, just like Peter did.

Day Four

Play “following” games with the children (Simon Says, Follow the Leader, Mother May I, etc.). As you play, help the children to review the memory verse and stories they have learned this week. Remind the children that the most important way they can follow Jesus is by letting Him come into their lives and forgive their sins. Anybody who wants to can ask Jesus to come into their lives and help them to follow God’s way.

Older Children and Youth

Pass out a copy of the first page of today’s closing activity (the one with the big dots) sheet to each student. Let them spend a few minutes trying to solve the puzzle. Some children have a hard time with written instructions, so verbally explain the point too. They need to draw two line segments that will connect all four dots together. Think of the lines like road and the dots like cities. The roads cannot cross each other, but the ends of two of the roads can meet. Can the students find a way to make roads in such a way that anybody in any city can drive to any other city (they might have to drive through another city first). No matter how hard they try, the students will not be able to do it.

After several minutes without success, tell the students that you want them to try again, but this time with a different sheet of paper. Give each the second version of the page (the one with the small dots). Ask if they can connect all the cities now. If they have hard time after a few minutes, show them the solution. It was impossible to connect the dots the first time, but pretty easy to do the second time. Ask your students if they can figure out what made the difference.

On the first page, the dots were big and filled up the whole page. The “cities” seemed very far apart. On the second page, the dots seemed very small and closer together and it became obvious how to connect them.

Ask your students to think about the story they learned today. This connect-the-dots puzzle ties in to the story. Sometimes as people there is a situation that seems impossible. In the story it *seemed* like Peter might not tell Cornelius about Jesus. He lived in a far away city and was from a very different culture. There were lots and lots of differences between them. We have to remember that God is much, much bigger than we are. Problems that seem impossible to us don’t look that big to God. He can help us solve any situation that comes our way. Peter needed to learn that God made all people and that the differences between us are not a problem. Cornelius needed to learn that, even though he loved God, he did not know the whole story until he learned about Jesus. God solved both Peter and Cornelius’ problem in a way that neither one of them would have thought of alone.

We learned today that one of Jesus’ last instructions to His followers was to tell the whole world about Him. To us, that might seem impossible. But to God, the

Day Four

world is not that big a place! He can show us *His* way to tell all people the good news that Jesus saves us. Ask the students to think of ways they can follow God's way by telling other people about Him.

For all small groups:

Close with an invitation to follow Jesus. Use something like this: Learning to be like Jesus is God's plan for our lives. The first thing we have to do if we want to live that way is to let Jesus come into our hearts. When we ask Jesus to come into our lives, He does. He cleans away the sin from our lives and helps us learn how to be more and more like Him. If anybody here wants to learn more about how to have Jesus in their life, just ask us. We would love to help you know how.

Wrap Up


Each day you will end your Rainbow Express in a large group session. Have all the children return to the tarp where you started. Sometimes the movement from small groups to large group becomes distracting, especially to younger children. If you find your children becoming noisy as you return to your large group, consider singing a few songs to help everybody focus again.

The last thing you will do before games and snacks is to review the memory verse and the day's lesson. Have the large group leader give a brief re-telling of the day's story. As you tell the story, frequently pause to let the children answer questions and fill in the blanks about the lesson. When you finish reviewing the story, have everybody say the memory verse together one last time.

Game Time/Snacks

When you are finished, pray together and be ready to play games until the end of the Rainbow Express program. After the game time, pass out snacks, clean up the area, and walk everyone home. Return to Mission Arlington to turn in your materials and attendance sheet.

Trust in the LORD with all
your heart, and do not rely on
your own understanding;
think about Him in all your
ways, and He will guide you
on the right paths. Proverbs
3:5-6



A note on today's craft—the next two pages show what the verse poster will look like in English and in Spanish. They have a slightly “squished” appearance because the real crafts you will be using at Mission Arlington will be printed on slightly wider paper.

Trust in the LORD with all
your heart, and do not rely



on your own

understanding; think about



Him in all your ways, and





He will guide you on the

right paths. Proverbs 3:5-6




Pon toda tu confianza en
Dios y no en lo mucho
que sabes. Toma en
cuenta a Dios en todas tus
acciones, y él te ayudará
en todo. Proverbios 3:5-6



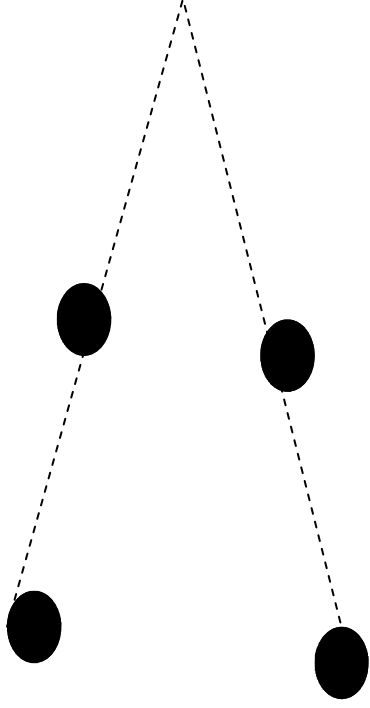


Can you connect all four dots by drawing two lines?
(Lines can touch each other but cannot cross.)



Can you connect all four dots by drawing two lines? (Lines can touch each other but cannot cross.)

SOLUTION



Can you connect all four dots by drawing two lines? (Lines can touch each other but cannot cross.)

God's Way

SONGS

fun and easy
children's
lyrics to use
at your
Rainbow
Express

1. Bubbling

It's bubbling, it's bubbling,
it's bubbling in my soul
There's singing and laughter
since Jesus made me whole
Folks don't understand it,
I cannot keep it quiet!!
It's bubbling, bubbling, bubbling,
bubbling, bubbling day and night

2. Come and Go with Me

Come and go with me to my Father's
house
Come and go with me to my Father's
house
It's a big, big house with lots and lots of
room
A big, big table with lots and lots of food
A big, big yard where we can play football
A big, big house, it's my Father's house

3. Deep and Wide

Deep and wide, deep and wide
There's a fountain flowin' deep and wide
Deep and wide, deep and wide
There's a fountain flowin' deep and wide

4. Do You Love my Jesus

Deep, deep Ohhh deep down down
Deep down in my heart, I love you Jesus
Deep, deep Ohhh deep down down
Deep down in my heart
Do you love my Jesus deep down in your
heart?
Yes I love my Jesus deep down in my
heart!

5. Father Abraham

Father Abraham had many sons
Many sons had Father Abraham
I am one of them, and so are you
So let's just praise the Lord - Right Arm!

...Left arm, right foot, left foot, nod your
head, turn around, sit down!

6. God Is So Good

God is so good, God is so good,
God is so good, He's so good to me

He answers prayer...

I love Him so....

7. Give Me Oil in my Lamp

Give me oil in my lamp,
Keep me burning, burning, burning
Give me oil in my lamp, I pray
Give me oil in my lamp,
Keep me burning, burning, burning
Keep me burning til the break of day
Sing Hosanna, sing Hosanna,
Sing Hosanna to the King of Kings
Sing Hosanna, sing Hosanna,
Sing Hosanna to the King

Give me gas in my Ford,
Keep me truckin' for the Lord....
Give me wax on my board,
Keep me surfen' for the Lord....
Give me umption in my gumption,
Make me function, function, function....

8. The B-I-B-L-E

The B-I-B-L-E, yes that's the book for me
I stand alone on the Word of God
The B-I-B-L-E

9. He's a Peach of a Savior

He's a peach of a Savior
He's the apple of my eye
He prunes away the branches
when my branches get too high
He stomps my grapes of wrath
when my life gets too tough
That's why I'm bananas for the Lord
He's the vine and we're the branches
He's the vine and we're the branches
He's the vine and we're the branches
That's why I'm bananas for the Lord

10. I'm All Wrapped Up

I'm all wrapped up, I'm all tied up,
I'm all tangled up in Jesus
I'm all wrapped up, I'm all tied up,
I'm all tangled up in God
I'm all wrapped up, I'm all tied up,
I'm all tangled up in Jesus
I'm all wrapped up, tied up, tangled up in
God

11. I'm Gonna Sing, Sing, Sing

I'm gonna sing, sing, sing
I'm gonna shout, shout, shout
I'm gonna sing, I'm gonna shout, Praise
the Lord
When those gates are opened wide
I'm gonna sit by Jesus' side
I'm gonna sing, I'm gonna shout, Praise
the Lord

12. I'm in the Lord's Army

I may never march in the infantry,
ride in the cavalry, shoot the artillery
I may never fly o'er the enemy
But I'm in the Lord's army, Yes sir!
I'm in the Lord's army, Yes sir!
I'm in the Lord's army, Yes sir!
I may never march in the infantry,
ride in the cavalry, shoot the artillery
I may never fly o'er the enemy
But I'm in the Lord's army

13. I've Got a River of Life

I've got a river of life flowing out of me
Makes the lame to walk and the blind to
see
Opens prisoners' doors, sets the captives
free
I've got a river of life flowing out of me
Spring up oh well (gush gush gush gush)
within my soul
Spring up oh well (splish splash) and make
me whole
Spring up oh well (whoosh) and give to
me
That life abundantly

14. I've Got Joy Down in my Heart

I've got joy down in my heart
Deep deep down in my heart
Spell it J-O-Y Down in my heart
Deep deep down in my heart
Who put it there? Jesus put it there
And nothing can destroy it,
destroy it, destroy it – UGH!
I've got joy down in my heart
Deep deep down in my heart

15. I've Got Peace Like a River

I've got peace like a river, I've got peace
like a river
I've got peace like a river in my soul
I've got peace like a river, I've got peace
like a river
I've got peace like a river in my soul
I've got love like a mountain....
I've got joy like a fountain....
I've got peace, love, and joy
like a river mountain fountain....

16. I Have So Much

I have so much, so much, so much, so
much, so much, so much, so much, so
much, so much, so much,
so much, so much, so much (clap) to be
thankful for. (REPEAT)
I have Jesus to be thankful for....
I have the Bible to be thankful for....
I have you to be thankful for....

17. Little Square Box

If I had a little square box to put my
Jesus in,
I'd take Him out and hug His neck
and share Him with a friend
But if I had a little square box
to put the devil in,
I'd take him out and STOMP HIS FACE
and put him back again.

18. I've Got the Joy, Joy, Joy, Joy
I've got the joy, joy, joy, joy down in my heart
Where? Down in my heart
Where? Down in my heart
I've got the joy, joy, joy, joy down in my heart
Down in my heart to stay
And I'm so happy, so very happy
I've got the love of Jesus in my heart
Down in my heart
And I'm so happy, so very happy
I've got the love of Jesus in my heart

And if the devil doesn't like it
he can sit on a tack! Ouch!.....
And if the devil doesn't like it
he can swallow a bomb! Boom!.....
And if the devil doesn't like it
he can fall off a cliff! Ahhh!.....
I've got the wonderful love of my blessed redeemer way down in the depths of my heart....

19. If You're Happy and You Know It
If you're happy and you know it clap your hands
If you're happy and you know it clap your hands
If you're happy and you know it then your face will surely show it
If you're happy and you know it clap your hands
If you're happy and you know it stomp your feet...
If you're happy and you know it say Amen...
If you're happy and you know it Praise the Lord...
If you're happy and you know it say Yee-Haw...

20. Jesus in the Morning
Jesus, Jesus, Jesus in the morning
Jesus at the noon time
Jesus, Jesus, Jesus when the sun goes down

Love Him...
Serve Him...
Praise Him...
Share Him...
Thank Him...

21. Jesus Is my Rock
Jesus is my Rock, and He rolls my blues away
Bop shoe Bop Shoe Bop Woo!! (Repeat 2x)

22. Jesus Loves Me
Jesus loves me this I know,
for the Bible tells me so
Little ones to Him belong
They are weak but He is strong
Chorus:
Singing na na na na na na na na na- Heh!
Na na na na na na na na na- Huh!
Yes, Jesus loves me, Yes, Jesus loves me,
Yes, Jesus loves me, The Bible tells me so

Jesus loves me when I'm good
When I do the things I should
Jesus loves me when I'm bad
Though it makes Him very sad
(Chorus)

23. My God Is So Big
My God is so big, so strong and so mighty
There's nothing my God cannot do
My God is so big, so strong and so mighty
There's nothing my God cannot do
The mountains are His, the rivers are His
The stars are His handiwork too
My God is so big, so strong and so mighty
There's nothing my God cannot do, for you

24. No One That I Know

No one that I know walks like you,
Talks like you, or looks like you
No one that I know is like you
No one else does what you do

25. Sheep Song

I wanna be a sheep baa baa,
I wanna be a sheep baa baa
Cuz Jesus loves sheep
I wanna be a sheep baa baa
I don't wanna be a goat nope nope
I don't wanna be a goat nope nope
Cuz there ain't no hope for goats
I don't wanna be a goat nope nope

26. Satan Didn't Like It

Satan didn't like it when we
Came outta the wilderness
Came outta the wilderness
Came outta the wilderness
Satan didn't like it when we
Came outta the wilderness
Walkin' with the Lord, Walkin' with the
Lord
Walkin' with the Lord
Satan didn't like it when we
Came outta the wilderness
Walkin' with the Lord

Swimmin' with the Lord...
Dancin' with the Lord...

27. Shake a Friend's Hand

Shake a friend's hand,
Shake the hand next to you
Shake a friend's hand and sing along
Shake a friend's hand,
Shake the hand next to you
Shake a friend's hand and sing,
Sing a ha-la-la-la-la-leluah,
Ha-la-la-la-la-leluah (repeat)

Scratch a friend's back, ...
Hug a friend's neck...

28. Swing Low, Sweet Chariot

Swing low, sweet chariot
Comin' fo' to carry me home
Swing low, sweet chariot
Comin' fo' to carry me home

29. On a Day Like This

On a day like this (clap, clap)
On a day like this (clap, clap)
On a day like this (clap) Ohhhhhhhh
I need the Lord to help me
On a day like this (stomp, stomp, clap,
clap)
On a day like this (stomp, stomp, clap,
clap)
On a day like this (stomp, clap)
Ohhhhhhhh
I need the Lord to help me

On a day like this (toot, toot, stomp,
stomp, clap, clap)...
On a day like this (pat, pat, toot, toot,
stomp, stomp, clap, clap)...
On a day like this (bounce, bounce, pat,
pat, toot, toot, stomp, stomp, clap, clap)

30. The Fruit of the Spirit

The fruit of the Spirit's not a banana
The fruit of the Spirit's not a banana
If you wanna be a banana
You might as well hear it
You can't be a fruit of the Spirit
Cuz the fruit is love, joy, peace and
patience, kindness, goodness,
faithfulness, gentleness and self control
The fruit of the Spirit's not a coconut...
The fruit of the Spirit's not a lemon...

31. This is the Day

This is the day, this is the day
That the Lord has made, that the Lord
has made
I will rejoice, I will rejoice
And be glad in it, And be glad in it
This is the day that the Lord has made
I will rejoice and be glad in it
This is the day, this is the day
That the Lord has made

32. This Little Light of Mine

This little light of mine, I'm gonna let it shine

This little light of mine, I'm gonna let it shine

This little light of mine, I'm gonna let it shine

Let it shine, let it shine, let it shine

Hide it under a bush, oh no!

I'm gonna let it shine

Hide it under a bush, oh no!

I'm gonna let it shine

Hide it under a bush, oh no!

I'm gonna let it shine

Let it shine, let it shine, let it shine

Won't let satan blow it out,

I'm gonna let it shine

33. Walk, Walk, Walk, Walk in the Light

It's a great day to praise the Lord.

It's a great day to praise the Lord.

It's a great day to praise the Lord.

Walking in the Light of Love.

Walk, walk, walk, walk in the light (Hey!)

Walk, walk, walk, walk in the light (Hey!)

Walk, walk, walk, walk in the light (Hey!)

Walking in the Light of Love.

It's a great day to hug a neck...

It's a great day to say "Amen!"...

34. What a Mighty God We Serve

What a mighty God we serve

What a mighty God we serve

Angels bow before Him

Heaven and earth adore Him.

What a mighty God we serve.

35. Who's the King of the Jungle?

Who's the king of the jungle? ooo ooo

Who's the king of the sea?

wiggle wiggle wiggle

Who's the king of the universe,

and who's the king of me?

I tell you J-E-S-U-S! Yes!

He's the King of me

He's the king of the universe,

the jungle, ooo ooo

and the sea. wiggle wiggle wiggle

36. With Jesus in your Boat

With Jesus in your boat,

you can smile through the storm

Smile through the storm,

smile through the storm

With Jesus in your boat,

you can smile through the storm

When you're sailing home

Sailing, sailing home, sailing, sailing home

With Jesus in your boat, you can smile

through the storm when you're sailing home

God's Way

GAMES

fun, easy to
learn group
games for
your
Rainbow
Express

Big, Bad Wolf

Have the children stand in a line at one end of the game area. One leader or child is the “Big, Bad Wolf” and will stand at the other end of the area with her back to the children. In unison, the children shout, “What time is it Mr. Wolf?” The wolf answers with an hour, “4 o’clock”, for example. The children take that number of steps forward. If the wolf said “4 o’clock,” the children would take 4 steps toward the wolf. When the wolf thinks the children are close enough to her, she answers their question with, “It’s eating time!” Then she chases them back to their starting line. Anyone she tags joins her as a wolf. The game ends when all but one participant has been tagged.

Knots

Direct children to stand in a circle, then tell them to join right hands with someone across from them. While maintaining that grip, each person should grab a different person’s left hand. No one should join hands with a person immediately beside him or her. The objective of the game simply is to untangle masses of arms, legs, and bodies without releasing hand grips. Twisting or adjusting a grip is permissible and needed to prevent impossible movements of joints! Untangling the knot may take time, but usually a single large circle or two small ones (interconnected) are formed. If, after a reasonable amount of time, the group is still helplessly tangled, direct two participants to drop each other’s hands. Doing so will permit a quick solution.

Overall Understanding

Players are divided into two teams. Teams line up in parallel rows with players standing behind one another. The first player on each team is given a beach ball, or balloon. When the leader says, “Go,” the first player on each line passes the ball backward over her head to the second player. The second player passes the ball under his legs to the next person in line, and so forth. The ball continues to be passed backward down the line, alternately over and under, until it reaches the last player. The last player, receiving the ball, runs to the front of his or her line and begins to pass the ball back again. This continues until every player on the line has a chance to be at the beginning. The team whose first player gets to the front of the line again is the winner.

Parachute

You will have a tarp with you to use for the children to sit on each day. The tarp can double as a “parachute”. Have the kids stand on all sides of the tarp and hold it at waist level. Each side of the tarp is a team, making four teams. Put a beach ball on the tarp. Have the kids shake the tarp. They should try to shake the tarp so that the beach ball falls off another team’s side. Whenever the beach ball falls off the tarp, the team on that side gets a point. The team that has the fewest points at the end of the game wins.

People to People

Tell everyone to find a partner and choose one person to lead the game. The leader yells a body part, and the players will touch each other using that part. For example, the leader might say, “knee to knee,” and the partners will touch knees. After several rounds, the leader will yell, “people to people,” and everyone has to find a new partner. The leader also runs into the crowd and finds a partner. Whoever is left without a partner is the new leader.

Sharks and Minnows

You will need a good size running area for this game. Have the children line up along one side of the area. They are the “minnows”. Have the leader stand in the middle of the area. The leader is the shark. When the shark yells “Go!”, the minnows run to the other end of the area. The shark runs around and tags as many minnows as possible before they reach the other end of the field. When a minnow is tagged, he or she must freeze wherever tagged. When all of the untagged minnows reach the end of the area, the shark yells, “Go!” again. This time the shark and the frozen minnows may tag the runners. The game continues until there is only one minnow left. That minnow is the winner and begins the next game as the shark.

Tag (with variations)

Everybody’s It

There are two rules: (1) everybody is It, and (2) when a player is tagged, he or she is frozen. Have everyone stand in a circle. Then the leader shouts “Everybody’s it!” and the game starts (and quickly ends).

Hospital Tag

The first time a player is tagged, she puts her hand on the part of herself that was tagged. The second time she is tagged, she must put her other hand on that area. The third time, because she is out of hands, she must sit down.

Freezer/Defroster Tag

A tagged player must freeze with his hands and feet on the ground and his back to the sky. He can move again when another player crawls between his hands and feet.

Trust Walk

Chose a landmark in your area to be the “goal” of this game. A mailbox or tree will probably be readily available for this purpose. Blindfold one player and choose another player to be the “guide.” Have the rest of the children scatter themselves between the blindfolded person and the goal. The guide leads the blindfolded person through all the people to the goal while the children in the way will call out other directions. The blindfolded player must listen carefully to the guides instructions. Let the children take turns being blindfolded and being the guide.

Circle Spot Rush

All players stand in a circle, arms' length apart, facing inward. In the center of the circle are small markers (paper plates, pieces of construction paper, etc.). The number of markers is always one less than the number of players. The leader of the game stands just outside the circle and calls out various types of movement: run, skip, hop, etc. The players move clockwise around the circle in the way directed by the leader. The game leader can also call out *stop* (all players freeze wherever they are) or *about face* (players continue to move in the same manner but reverse directions). When the game leader yells *rush* all players run to the center of the circle and try to stand on one of the markers. Whichever player does not stand on a marker is eliminated. One marker is removed and play continues. The object of the game is to be the last player remaining.

Animal Relay

Each small group will be a team. Teams stand in single file lines, facing a finish line about fifty feet away. The first player runs across the finish line, runs back, tags the next player, and goes to the end of the line. The relay continues until each player has run twice. While they run the game leader calls out various animals. All players must run like that animal until the next one is called. The first team to have all their players finish twice wins.

Sit Down Volleyball- materials needed: beach ball

Divide all players into two equal teams. Have the two teams sit down indian-style facing each other in two to four rows. The object of the game is to get the ball behind the other team. One person throws the ball up in the air and the two teams hit the ball back and forth until one team hits it over the heads of the other team and it lands behind them. Score just like regular volleyball. The catch is that both teams have to stay seated throughout the entire game. You can add variety to the game by having each team use only one hand or sitting with teams backs toward each other instead of facing each other.

Elbow tag

Assign all players a partner. Spread pairs out evenly across the playing area. Have the pairs link arms. Choose one pair to start out as the chaser "It", and the chasee. Just like regular tag, It tries to tag the chasee. If the chasee is tagged, he or she in turn becomes it and the chase reverses. The chasee's goal is to link with another player. When the chasee links arms with one side of a pair, the other player must unlink, becoming the chasee.

God's Way

PUPPETS

lyrics for
each of the
songs used in
the Rainbow
Express
puppet shows

**Day One Puppet Song: We're Gonna
read the Bible**

In the beginning, God; six days, sky and
sod
Land and water, plants and animals, "Let
there be light"

Adam and Eve, garden of Eden, God's
warning not heedin'
Ate the apple, fall of man; garden's out
of sight

Cain and Abel, murder one
Noah and his three sons
Animals, family too, in the ark two by
two
Floods rose, high tide, finally went down
and dried
God's promise, long ago sealed it with a
rainbow

Chorus

We're gonna read the Bible
Read it everyday and then we will obey it
We're gonna read the Bible
If we'll only read it, we won't be de-
feated

Abraham and Sarah; Sodom and Gomorrah
Lot's wife turned to salt; Sodom got fried
Sarah had a baby boy; Abraham's pride
and joy
Sacrifice of Isaac; God will provide

Jacob made a pot of stew, stole his
brother's blessing, too
Had to flee for his life and work for seven
years for each wife
Joseph was his favorite son, Has his col-
ored coat on
His brothers, filled with jealousy sold him
into slavery

Repeat Chorus

Moses and the burning bush give Israel a

push

Word of God to Pharaoh, "Let my people
go"

Parting of the Red Sea; Israel's victory
Forty years in the sand before they reach
the Promised Land

Oh, Israel wants a king: David kills the
Philistine

Plays the harp, writes the Psalms
Has a son named Solomon
Kings of the people, building of the tem-
ple

Isaiah, Jeremiah, promise the Messiah

Repeat Chorus

Upper room, Pentecost
Peter preaching to the lost, Paul and Silas
on trial

Preaching to the Gentiles, Romans and
Corinthians

Hebrews and Philippians
Hear the Word from above, "The greatest
of these is love"

Revelation came to John of the Judge-
ment and the Throne

"Worthy is the Lamb" and the new Jeru-
salem

Jesus coming back again; take us home to
Heaven

The beginning and the end Hallelujah,
Amen!

We're gonna read the Bible
Read it everyday and then we will obey it
We're gonna read the Bible, when the
earth is gone

Well, His Word lives on and on and on...

Repeat Chorus and fade

Day Two Puppet Song: Tell God About It

Listen boy, don't want to see you try to
do this on your own (On your own)
You know God is watchin' over you and
He still is on the throne
He's a loving God, He's a loving God, and
He's always there for you
And the Bible's there to tell you what you
should do

Listen boy, I'm sure you think you got it
all under control
You think you're gonna be on easy street
since Jesus saved you soul
He's your Savior now and He'll never let
you go (ya know He'll never let you go)
But I'll tell you one more thing you ought
to know

Tell God about it
Tell Him everything you feel
Jesus wants to listen and His power is for
real
Tell God about it
Tell Him every single day
You're in touch with Heaven
When you're on your knees to pray

Listen boy, it's not that He really needs
to hear from you and me (hear from you
and me)
But it's we who need the strength we get
from praying constantly
When we go through life we need a
helping hand
And there's only one good way to
understand
Tell God about it
'Cause you know how much He cares
He is always with you and He always will
be there
Tell God about it
Everyday before you start
Spend some time with Jesus
Let Him purify your heart

'Cause now and then you'll get to
worrying
Just because you set your mind on lesser
things
You need to leave the problem in His
hands
And remember that you serve the King of
kings

Listen boy, it's good information from a
man who's made mistakes (hey, hey)
'Cause your time of prayer and the things
you share
Could be the difference that it makes
He's a giving God and He gave his life for
you (ya know He gave his life for you)
And the Bible's there to tell you what you
should do

Tell God about it
Tell Him everything you feel
Jesus wants to listen and His power is for
real
Tell God about it
Tell Him every single day
You're in touch with Heaven
When you're on your knees to pray

Tell God about it
Tell Him how you feel right now
Tell God about it
You don't want to wait to long
Just tell God about it
Tell Him now and you won't go wrong
You got to tell God about it
Before it gets to late
You've got to tell God about it

Day Three Puppet Song: Hold His Hand

(His hands were pierced for you)

With a lot of love and forgiveness
We'll walk the narrow way
We'll rise above the mess
With the peace of Christ, we'll have vic-
tory
We'll change the world together
We'll be His feet and hands

Hold His hand, He wants you to hold His
hand
Hold His hand, hang on to Him, He'll lead
you through this land
Hold His hand, hang on to Jesus' hand
'Cause we're gonna serve Him, oh yeah
'til He takes us home

'Cause He holds out His hand for you
Oh, His hands were pierced for you

Hold His hand, He wants you to hold His
hand
Hold His hand, hang on to Him, He'll take
you to the promised land
Hold His hand, through Him we can
change the world
'Cause we're gonna serve Him
The best that, the best that we can
Aw, the best that we can

Yesterday, you were lost in sin
Then someone told you Jesus gives a new
way to begin
And He raised you up, and and He made
you smile
Now you walk along together like a father
and his child

'Cause He holds out His hand for you
(He holds out His hand for you)
Oh, His hands were pierced for you
(His hands were pierced for you)

Hold His hand, He wants you to hold His
hand
Hold His hand, hang on to Him, He'll lead
you through this land
Hold His hand, hang on to Jesus' hand
'Cause we're gonna serve Him The best
that, the best that we can

See, I was rebellious, and I was wasting
time
'til Jesus got ahold of me and He forgave
my crimes
And He picked me up, I wanna shout
aloud
That Jesus knows your name
You're not just a face in the crowd

'Cause He holds out His hand for you
(He holds out His hand for you)
Oh, His hands were pierced for you

Day Four Puppet Song: Whole Lotta Praisin' Goin' On

Whole lotta praisin' goin' on
Yes I said come along people
Let's praise the Lord in song
He's amazin'
Whole lottas praisin' goin' on

Well I said come along people
Praise Him all day long
He forgave us and now all our sins are gone
He's amazin'
Whole lotta praisin' goin' on

Well, praise Him, people praise Him
Praise Him, people praise Him
Clap your hands and raise 'em
Praise Him, people praise Him
He's amazin'
Whole lottas praisin' goin' on

Well I said come along people
Praise Him all day long
In song you can't go wrong
He forgave us
And now all our sins are gone
He's amazin'
Whole lotta praisin' goin' on
Let's praise Him one more time!

Well, praise Him, people praise Him
Praise Him, people praise Him
Clap your hands and raise 'em
Praise Him, people praise Him
He's amazin'
Whole lottas praisin' goin' on

God's Way

Memory Verse

activities to use for reviewing the memory verse during small group times

Teams

Divide the kids into two teams. Let one side say the first part of the verse and let the others complete it. See how loud and soft and fast and slow each side can be. (Remember you can be creative in your team divisions: Boys v. Girls, Sandals v. Tennis Shoes, Eye or Hair Colors, kids wearing shorts v. kids wearing jeans...etc.) Compliment both teams on a job well done.

Memory Verse Challenge

Make signs using construction paper with one or two words of the verse on each. Have several workers or children stand at the front and hold the signs so that everyone can see the words. Lead the children in saying the verse together a few times. Then, one at a time, have the sign holders hide their sign, and say the verse together again. Repeat this until all the signs are hidden and say the verse one more time.

Hand Signs

Assign a hand motion for each word of the verse. Teach the children the hand signs and the words at the same time. Then say the words while the children only do the hand motions. And then do the hand motions while the children say the words.

Volley Verse

Sit or stand in a circle. Take a soft ball or balloon and pass it around in a circle, each person saying one word of the verse as they hold the ball and pass it on. Go fast and slow, repeating the whole verse each time. When the kids feel comfortable

saying the verse, volley the ball from person to person across the circle, letting each person say one word as they pass the ball.

Verse Pop

Gather several small strips of paper and write one or two words of the verse on each strip. Put each paper inside a balloon and inflate the balloon. Let the children who are sitting the most quietly pop the balloon handed to them, and say the word they find inside. Have all the children repeat the word and continue until all the balloons are popped. Have a copy of the entire verse ready so that, in the end, the children can see the whole verse on one page. Repeat the verse several times with all the children. (It is a good idea to write numbers on the balloons so you can hand them to the children in the correct order. Also, be aware of smaller children who might be afraid of the popping noise.)

Verse Puzzle


Write the verse on a piece of paper and cut the paper into 6-10 pieces. Let the children put the puzzle together as a team. Make sure everyone gets a chance to help. When it is finished, say the verse altogether. Put the puzzle together again. See how fast the children can finish the puzzle and say the verse.

Verse Sticks

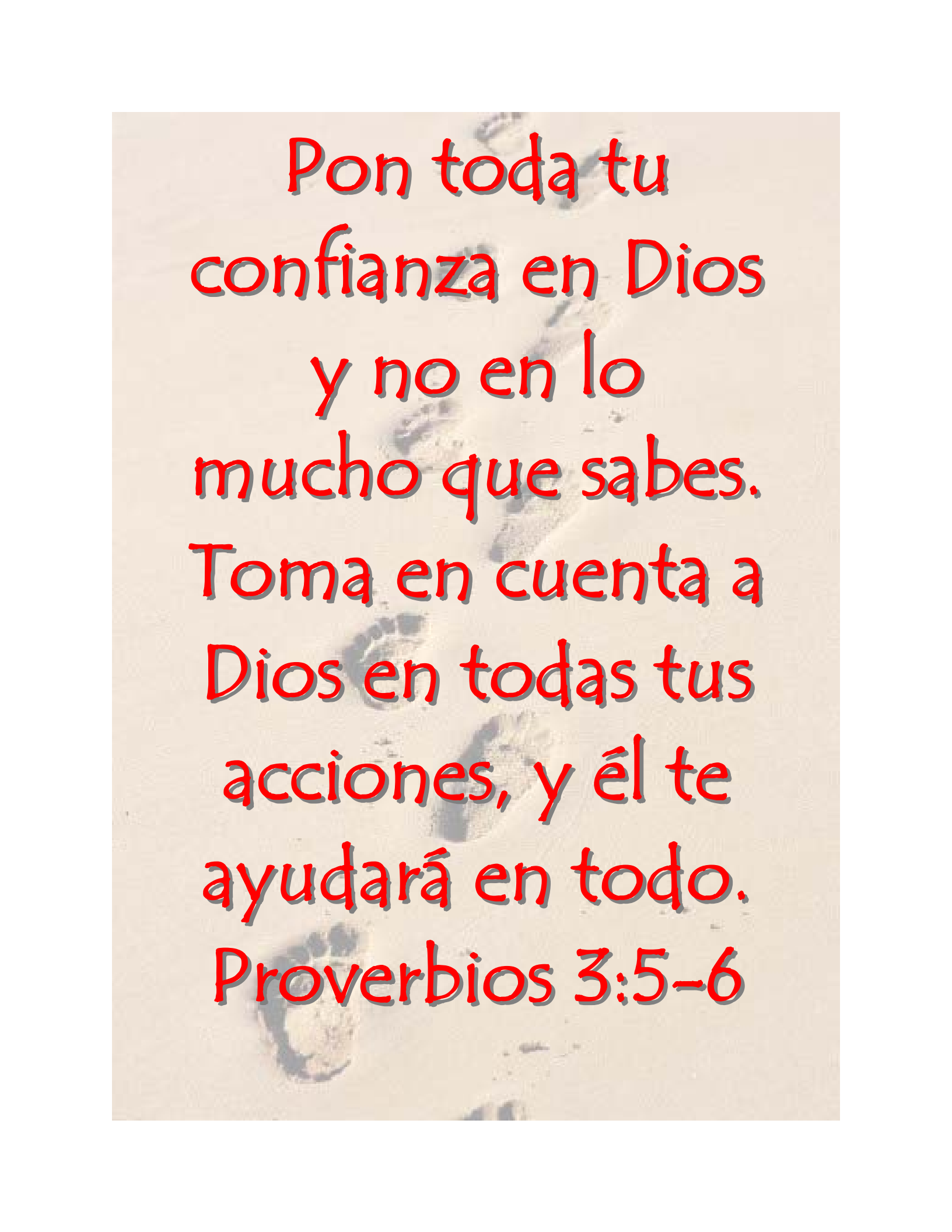
Write phrases of the verse on several craft sticks. Work together to put the sticks in the correct order.

Verse Chain

Gather several small strips of paper and write one or two words of the verse on each strip. Working together in your small group, tape the links together in circles to make a paper chain. When you finish, say the verse altogether.

A background image showing a series of footprints in sand, receding into the distance. The text is overlaid on this image.

Trust in the LORD
with all your heart,
and do not rely on
your own
understanding;
think about Him in
all your ways, and
He will guide you
on the right paths.
Proverbs 3:5-6

A background image showing a series of footprints in sand, receding into the distance. The text is overlaid on this image.

Pon toda tu
confianza en Dios
y no en lo
mucho que sabes.
Toma en cuenta a
Dios en todas tus
acciones, y él te
ayudará en todo.
Proverbios 3:5-6

Useful Items to Bring for Rainbow Express

Here are some items that may be useful for your group during Rainbow Express. Try to bring as many as you have and cargo space permits. Some of these items can be borrowed from Mission Arlington/Mission Metroplex if you do not have a way to bring them.

- Some of the memory verse activities require simple supplies like balloons or popsicle sticks. These items may or may not be available at Mission Arlington, so bring what you need.
- Tarp (at least 10' by 10'): excellent to use for the children to sit on during Rainbow Express
- Posterboard: use it for memory verse posters, puzzles, etc.
- Puppets: Mission Arlington has some to loan if you don't have access to puppets
- Battery operated CD player (with batteries): *Very* important
- Copies of the puppet music CD: one for each team. Also very important.
- Water cooler and drinking cups: *extremely* good idea. It's hot in Texas.
- Craft supplies: Mission Arlington will provide some glue, scissors, crayons, etc. You may find it helps your group run smoother if you have some extras.
- Games equipment: cones, hula hoops, etc. will be very useful during your game time. *Note: Please do NOT bring balls or frisbees unless they are of the soft, "Nerf" foam variety. This is by request from the managers of the apartment communities where we hold Rainbow Express.*

A final word . . .

Whether you are coming here to Mission Arlington or using this material for another mission outreach, we are grateful for the opportunity to partner in ministry with you. Please contact us with any questions or to let us know how we can pray for you. Daily updates and prayer requests at Mission Arlington, as well as a variety of additional curriculum resources, are available at our web site.

For this reason I kneel before the Father, from whom his whole family in heaven and on earth derives its name. I pray that out of his glorious riches he may strengthen you with power through his Spirit in your inner being, so that Christ may dwell in your hearts through faith. And I pray that you, being rooted and established in love, may have power, together with all the saints, to grasp how wide and long and high and deep is the love of Christ, and to know this love that surpasses knowledge—that you may be filled to the measure of all the fullness of God.

Now to him who is able to do immeasurably more than all we ask or imagine, according to his power that is at work within us, to him be glory in the church and in Christ Jesus throughout all generations, for ever and ever! Amen.

Ephesians 3:14-21 (NIV)

Mission Arlington / Mission Metroplex
210 W. South Street
Arlington, TX, 76010
Phone: 817-277-6620
E-mail: mission@missionarlington.org
Web: www.missionarlington.org