



The Farmer's Story

Day Three: The Weeds

Mission Arlington / Mission Metroplex
Rainbow Express Spring Break 2005

Day Three Opening Time

Pre-Rainbow Express Gathering

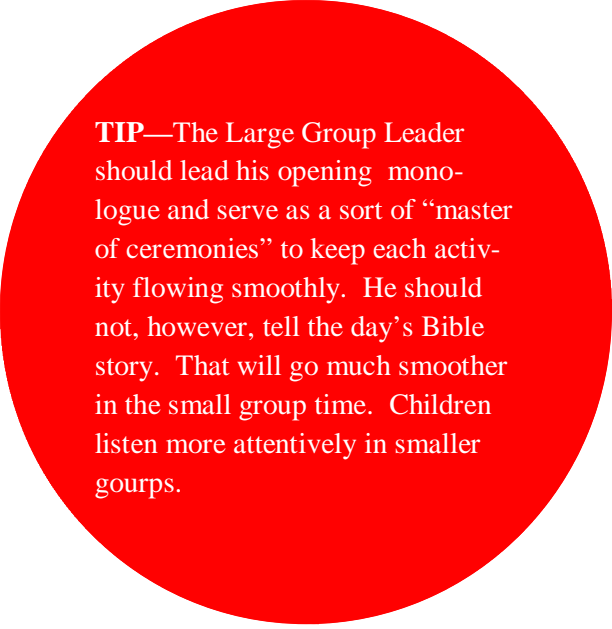
You will begin each day by knocking on doors and then playing games to help attract children to your Rainbow Express.

Song Time/Puppets

When it is time to begin your activities, have all the children sit down in a large group. It would be helpful to bring a tarp for them to sit on. When the children are together and seated on the tarp, begin your song time.

The Song Leader will come to the front of the group to lead songs. One or two others may also want to come to the front to help show motions. Be sure to have several songs ready to sing and that everyone in the group knows the songs.

During this time you will also have the puppets sing their song(s). Doing the puppet show in between songs can help keep the children's attention. You are provided with one song for each day. If the children are responding well and enjoy the puppet music, it is okay to perform more than one of the songs and repeat the songs from day to day.



TIP—The Large Group Leader should lead his opening monologue and serve as a sort of “master of ceremonies” to keep each activity flowing smoothly. He should not, however, tell the day’s Bible story. That will go much smoother in the small group time. Children listen more attentively in smaller groups.

The Farmer

Each day the Large Group Leader (playing the part of the Farmer) will welcome the children and provide an introduction to the day’s themes and activities. The more creative and engaging the character of the Farmer is, the more interested and involved the children will be during the large group. Prepare ahead of time by making the Farmer a costume. Consider using props such as a bag of seeds, a shovel, or a watering can.

The Large Group Leader will come to the front of the group and explain the day’s theme before the children divide into their small groups. The next page is a guide for the day’s opening. *Do not simply read from this page.* The children will quickly lose interest if the Farmer just reads. Read through the discussion guide repeatedly and be able to lead it from memory. Do not feel that the Large Group Leader has to memorize and recite this page. It is not necessarily intended to serve as a script. Rather, use it as a suggestion to help you know how lead the opening time.

The Farmer's Opening

Hello to all my friends here at Rainbow Express today. I am so glad that you decided to come back to the farm. Today is going to be a very special day. The story that we're going to learn today is my very favorite story of all.

This week I have been teaching you about the different kinds of soil here on my farm. We learned that soil is what farmers call the dirt they use to grow plants. The first day we talked about hard soil. Hard soil won't let my seeds come in. We said that some people are like that. Some people don't let God help them. They don't listen and learn about Jesus.

Yesterday we learned about the rocky soil. Rocky soil looks like good soil, but inside it's really bad. Sometimes we act like that. We want people to think we're one way, but we might be really different inside. Sometimes people act that way about God. They might say they know God or love God, but they don't act like it. They haven't really let God change them on the inside.

Today I have a new problem. Instead of hard soil or rocky soil, I have weeds. Weeds are big trouble. Weeds are bad plants. They grow where you are trying to put good plants. The weeds get in the way of the good plants. They take up the good soil. They drink all the good water. They eat up all the good sunlight. If you don't get rid of the weeds, they can kill your good plants.

I have soil full of weeds. If I put my seed there, I won't get any good plants. The good plants will start to grow just fine. Pretty soon, though, the weeds will get in the way. They will kill my good plants. No matter how much seed I put there, I will never get any good plants. The only way I can grow good plants is to get rid of the weeds first.

Sometimes people have weeds too. Maybe I want to do something good. Maybe I want to obey God and show Him how much I love Him. But sometimes I might get scared, tired, or busy. I might let something else get in the way. If I let other things keep me from doing what God wants me to do, that means I have weeds in my life. I have to ask God to help me get rid of those weeds.

Jesus loves me very much. He wants to help me to obey Him. Jesus wants to help me get rid of the weeds in my life. Jesus wants to be part of my life. Today we're going to learn about what Jesus did to help us.

Memory Verse Activity

When the Farmer finishes his opening time, the Memory Verse teacher will come to the front to lead the memory verse activity. The large group memory verse activity for day three is "Hand Signs." See the back of the packet for instructions for this activity.

Day Three Small Groups

Divide Into Small Groups

When the Memory Verse Teacher finishes leading the large group Memory Verse activity, divide the children into small groups. One teacher or a teacher/helper pair will sit with each small group. Make the groups as small as possible to allow for the maximum possible one-on-one time. As the groups are formed, spread out so that each small group can sit in a circle. Let each group be at least several feet apart from each other to cut down on noise and other distractions. As the groups sit down to begin their activities, the Craft Coordinator and the Memory Verse Teacher need to make sure that each small group has the craft supplies they need and a copy of the one page memory verse poster.

Small Group Story Time

When you tell the story use as many interactive elements as you can. You are going to be outside talking to kids with short attention spans. Keep them involved so they will hear the story! Remember that involving the children will help them pay attention. Use hand motions and sound effects. Have your children repeat things back to you. Ask questions.

DO NOT READ TO THE KIDS. TELL THEM THE STORY! Even though you will be telling and not reading the story, have your Bible open to the story in your lap. This will help the children recognize that the story comes from the Bible and is not simply a fairy tale or something we have made up.

Helpers: While the story teller is teaching, sit with the children and be a good example by listening to the story. Watch for children who need special attention.

Today's Story: Peter and Jesus—John 18:1-18, 25-27; 19-20; 21:15-19

God loves us very much. He wants to be our best friend. That's why God made us. He loves to be with us and spend time with us. He wants to be a big part of our lives. We have a big problem though. We all mess up sometimes. We do things that we should not do. We do things that make God sad. The Bible says that those bad things that we think, do, or say are called sin. Sin is bad news. It keeps us away from God. God still loves us, but He can't be around our sin.

That's why Jesus came. Jesus is God's Son. He came here to bring us some really good news. If we let Jesus be in our lives, He can help us to be God's best friends again. But first, Jesus had to make a way to get rid of our sin. That's what today's story is about. Jesus got in trouble, even though He hadn't done anything wrong. Jesus was punished for the things that we do.

One day Jesus was having dinner with His friends. Jesus was very sad. He knew that very soon, some bad men would come to take Him. Jesus knew that His friend Judas was going to help the bad men to find Him. Jesus was afraid. He knew that these bad men were going to beat Him and treat Him very badly. He knew that they were going to kill Him.

Jesus could have run away. He could have hidden until the bad men stopped looking for Him. Jesus did not run or hide. He knew that He had to die. That was the only way He could take away our sin. Jesus loved us so much that He did not try to escape. He wanted to help us.

Jesus' friends at dinner were worried. They could see that Jesus was sad, but they did not know why. "This night," Jesus said to his friends "one of you is going to turn against me. You will give me to my enemies." Jesus was talking about Judas. Jesus' friends could not believe what they heard. Who would do this? Judas knew that Jesus was talking about him. Judas snuck out to go

find the bad men who wanted to kill Jesus.

This week we have been learning stories about Peter. Peter was one of Jesus' friends. He was there with Jesus. "Jesus, it's not me," Peter said to Jesus. "I will always stay with you. Even if I have to die, I will stay your good friend."

Jesus loved Peter. He knew that Peter was trying to be brave. But Jesus also knew that inside, Peter was afraid. He knew that Peter's fear would get in the way. "Peter, tonight you will lie three times and say you don't even know me," Jesus told Peter. Peter did not believe it. Peter thought he would never lie and say he did not know Jesus.

After dinner, Jesus took Peter and the rest of His friends to a garden to pray. While they were there, Judas came with some men with weapons. Judas showed the bad men where Jesus was. Jesus' friends were afraid of these men with swords and weapons. They ran away. Jesus' friends left Him there all alone.

The bad men dragged Jesus to their leader's house. They were trying to decide what they were going to do to Jesus. Peter followed them. He wanted to know what would happen to Jesus. While the bad men were inside talking about Jesus, Peter waited outside. Someone noticed Peter outside the house. "I know who you are. You're one of Jesus' friends."

Peter was very afraid. He loved Jesus, but he was afraid of these bad men. He was scared of what they might do to Him. Finally, Peter decided to lie. "No, I am not Jesus' friend. I don't even know Him." Soon, two other people asked Peter if he was with Jesus. Two more times Peter lied. Suddenly, Peter felt sad. He had done exactly what Jesus said he would! He had lied three times about Jesus! Peter started to cry. He ran away from that house.

Inside the house, the bad men decided they were going to kill Jesus. They spent the next day being very mean to Jesus. They made fun of Him. They hit Jesus and spit on Him. Jesus could have escaped. He could have asked God to save Him. He could have stopped those bad men any time He wanted. But Jesus knew that dying was the only way to take away our sin.

Finally, the bad men were ready to kill Jesus. They took Jesus to the top of a hill. They nailed His hands and feet to a big wooden cross. They left Him there all day until He died. Then some friends took Jesus' body and buried it in a cave. They rolled a giant rock in front of the cave so that nobody could go in or out. The bad men thought they would never see Jesus again.

Jesus and Peter acted very different in this story. When Peter was afraid, he stopped doing what Jesus wanted him to do. He told lies and ran away. Peter said that he did not even know who Jesus was. When Jesus was afraid, He asked God for help. He did not lie. He did not run. He did not hide. Jesus did not let anything stop Him. He loves us so much that He even went to the cross to help us.

It is very sad that Jesus had to die on the cross because of what we did. The good news is that the story does not end there. Jesus is no longer a dead body in a cave. The third day after Jesus died, something incredible happened. It was very early on a Sunday morning. Some soldiers were outside the cave, guarding Jesus' body. Suddenly, the ground began to shake. The guards fell down. The giant rock in front of the cave rolled away. Jesus walked out of the cave. Jesus was alive! Jesus was killed on the cross, but on the third day He came back to life!

Jesus went to visit His friends. They could hardly believe what they saw. Jesus was alive. Jesus even went to see Peter. Jesus forgave Peter for lying and running away. He gave Peter another chance to love Him and obey Him.

Jesus wants to give us a new life, just like He did for Peter. Jesus can help anybody. If we ask Jesus to be in our lives and forgive our sins, He will. All we have to do is ask.

Jesus loves us. He knows that sometimes we make bad choices. He knows that sometimes

we sin. Those sins are like weeds in soil. They mess up the good plan that God has for us. They separate us from God. Just like a farmer pulls out weeds, Jesus wants to pull the sins out of our lives. If you want to know how to ask Jesus to be in your life, just talk to us. We want very much to help you.

Prayer Time

Take this time after the story to pray with the children in your small group. Ask them for things they would like to pray about. Tell God how awesome He is. Ask Him to help you and the children in your small group to listen to God and obey Him. Pray that the children in your group will get to know God and feel the love He has for them.

Craft

While still in your small groups, lead the children in making the craft for the day. The craft time is not only a way to reinforce the lesson, but it also allows time to get to know the children in your small group. During this time, ask them questions about their families, friends, and school. Invest in their lives.

Today's craft time is especially important. The colored beads and the explanation of the salvation bracelet will be the most clearly some of these children ever hear the gospel. Be very prayerful during this time and sensitive to those children who may be ready to accept Christ.

Salvation Bracelets

Supplies: One piece of string or cord, and one black, red, white, green, and yellow bead for each child.

Directions

See the next page for explanations of the meaning of each of the five beads.

Memory Verse Activity

Each day the small group time will include a Memory Verse Activity. The Memory Verse time is one of the most important activities of the day. We want these children to remember God's word and why it is important to them. A list of potential activities is included in the back of this packet. Use a different idea from that list each day to help the children learn the words of the verse and to explain why it applies to their lives. (Some require extra preparation, so be sure to review the list in advance.) The memory verse for this week is

1 John 5:3—Loving God means to obey His Word, and His Word is not hard to obey.

When all the small groups are beginning to wrap up their memory verse activities, begin to re-gather the groups on the tarp for large group .

Day Three Craft

Note-When explaining the meanings of the colors refer to the bead and the sin it represents as dark rather than black.

DARK- This reminds us of sin. Sin is anything we do that is not what God wants us to do. The Bible says that everyone has sinned.

OSCURO- *Este representa el pecado. El pecado es cualquier cosa que hacemos que no complace a Dios. La Biblia nos dice que todos hemos pecado.*

RED- This reminds us of Jesus' blood. Jesus was God's Son and He died on the cross to pay the punishment for our sins.

ROJO- *Este representa la sangre de Jesús. Jesús es el Hijo de Dios y El murió en la cruz para pagar por las consecuencias de nuestros pecados.*

WHITE- This reminds us of our new lives. The Bible says that after we have accepted Jesus, we are brand new. He cleans out the sin that was in us. Jesus is in our lives! He will never leave!

BLANCO- *Este representa nueva vida. La Biblia dice que una vez que aceptamos a Jesús como nuestro Salvador, somos hechos nuevos. El limpia el pecado que estaba dentro de nosotros. !Esto es porque Jesús esta en nuestras vidas!*

GREEN- This reminds us that we are to grow as a Christian. In order to grow in our relationship with God, we need to pray, read the Bible, and hang out with other Christians by coming to Bible Study.

VERDE- *Este representa crecimiento como Cristianos. Para crecer necesitamos tener una relación con Dios. Esto es posible orando, leyendo la Biblia, y teniendo convivió con otros Cristianos por venir al Estudio Bíblico.*

YELLOW- This reminds us of Heaven! The Bible says that every person who has trusted Jesus to be his or her Savior will spend forever in Heaven with Him.

AMARILLO- *!Este representa el cielo! La Biblia nos dice que cada persona que ha puesto su fe en Jesús como Salvador estará por toda la eternidad en el cielo a lado de El.*



Day Three Closing Time

Closing Time

When the small groups are finished with their activities, lead everyone back to the large group area for a closing time. Each day the Large Group Leader (playing the part of the Farmer) will end the day's program by reviewing what has been learned. The closing time will involve a short skit/object lesson featuring the Farmer and two helpers, played by other members of your group. The more creative and engaging the characters are, the more interested and involved the children will be during the large group. Prepare ahead of time by making costumes. Consider using props such as a bag of seeds, a shovel, or a watering can.

Following is a guide for the day's closing skit. Do not simply read from this page. The children will quickly lose interest if the Farmer just reads. Read through the skit repeatedly and be able to perform it from memory. Do not feel that the actors have to memorize and recite this page. It is not necessarily intended to serve as a script. Rather, use it as a suggestion to help you know how lead the closing. In this script the two helpers are simply referred to as Helpers 1 and 2. Using names will help the children identify more with the characters and the concepts being presented.

Skit/Object Lesson

(Note—Today's closing time activity will require some preparation ahead of time. You will need two boxes, wrapping materials, and two unassembled "Power Band" salvation bracelet. For instructions on how to make these bracelets, see the crafts section of today's curriculum. Put one bracelet in each box, and gift wrap both boxes. As an optional addition, two working cell phones can be used during the skit. Helper #2 should have one of the cell phones. The other should be with another member of your group who should stand back away from the children. You will need these items ready before you come to Mission Arlington.)

I am so happy you all came back to Rainbow Express today. Wasn't today's story great? I love hearing about what Jesus did for us. I think it's amazing that Jesus loves us so much that He died on the cross for us. The best part is that He did not stay dead. Jesus came back to life. That is such good news. I'm glad you were all here to share it with me today.

Now it's time to talk to my helpers again. Today is going to be a little different. I'm not going to give them any instructions today. Instead, I want to give them a present. I really love my helpers. I want to give them something to show them how much.

(Have the two helpers come to the front. Give one of the gifts to each one.) Helpers, I want you to know that these presents aren't for anything you've done here. You didn't earn these presents. I just want to give them to you because I love you. As soon as you're ready, you can open them.

(Have the two helpers excitedly take the gifts. As they begin to open them, Helper #2 becomes distracted. If you have two cell phones available, call Helper #2. He answers the phone loudly, and then runs off out of sight. If you do not have two cell phones available, have Helper #2 suddenly remember something he has to do. He should loudly yell some sort of ridiculous task like "I have to wash my hair" or "milk the cow", etc. The Farmer and Helper #1 are shocked. They do not understand where Helper #2 went. Helper #1 stops opening his present to watch what is going on.

After a short time, Helper #2 runs back. He loudly apologizes for leaving and explains he had to go do something important he forgot about. Both helpers return to opening their presents. Almost immediately Helper #2 is distracted by another phone call or remembered chore. He once again runs off, with Helper #1 and the Farmer watching. Again he returns a short while later and apologizes.

The cycle repeats for a third time. This time, when Helper #2 runs off, The Farmer turns and addresses the children again.)

I think Helper 2 is having a hard time on the farm. Today, he is acting like the soil with weeds. I am trying to give him a present, but he keeps letting other things get in the way. He should stop worrying about those other things and open his present. Sometimes people treat God that way. He loves us so much that He sent Jesus to help us. Jesus died on the cross and then came back to life. Jesus wants to give us the free gift of life forever in Heaven with Him. Some people get so busy worrying about other things that they never ask Jesus for His free gift.

I don't think we're going to wait for Helper 2 to come back. Why don't we go ahead and open the present that we have here. If Helper 2 ever comes back, he can open his present when he's ready.

(Have Helper #1 open his present. He is very excited to see his new bracelet, but he doesn't know what the colors mean. Have the farmer explain it to him with the help of the children. The Farmer should ask the children to explain each color to Helper #1. It is okay to go through this more than once if the children are paying attention. Letting them explain is a good way to review and ensure that they understand what the bracelet means. When the Farmer is finished reviewing move into games time and wrap up. Be very sensitive to children that seem especially interested and may have interest in accepting Christ. A good tool for those children that may need more follow up would be to have them get with Helper #2 in a small group and explain the bracelet to him one more time.)

Game Time/Snacks/Wrap-Up

When you are finished, pray together and be ready to play games until the end of the Rainbow Express program. After the game time, pass out snacks, clean up the area, and walk everyone home. Return to Mission Arlington to turn in your materials and attendance sheet.



The Farmer's Story

Day Four: The Good Soil

Mission Arlington / Mission Metroplex
Rainbow Express Spring Break 2005

Day Four Opening Time

Pre-Rainbow Express Gathering

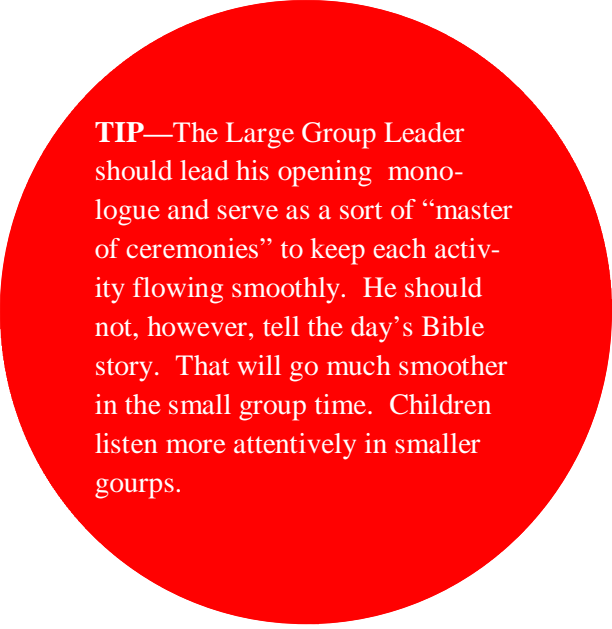
You will begin each day by knocking on doors and then playing games to help attract children to your Rainbow Express.

Song Time/Puppets

When it is time to begin your activities, have all the children sit down in a large group. It would be helpful to bring a tarp for them to sit on. When the children are together and seated on the tarp, begin your song time.

The Song Leader will come to the front of the group to lead songs. One or two others may also want to come to the front to help show motions. Be sure to have several songs ready to sing and that everyone in the group knows the songs.

During this time you will also have the puppets sing their song(s). Doing the puppet show in between songs can help keep the children's attention. You are provided with one song for each day. If the children are responding well and enjoy the puppet music, it is okay to perform more than one of the songs and repeat the songs from day to day.



TIP—The Large Group Leader should lead his opening monologue and serve as a sort of “master of ceremonies” to keep each activity flowing smoothly. He should not, however, tell the day’s Bible story. That will go much smoother in the small group time. Children listen more attentively in smaller groups.

The Farmer

Each day the Large Group Leader (playing the part of the Farmer) will welcome the children and provide an introduction to the day’s themes and activities. The more creative and engaging the character of the Farmer is, the more interested and involved the children will be during the large group. Prepare ahead of time by making the Farmer a costume. Consider using props such as a bag of seeds, a shovel, or a watering can.

The Large Group Leader will come to the front of the group and explain the day’s theme before the children divide into their small groups. The next page is a guide for the day’s opening. *Do not simply read from this page.* The children will quickly lose interest if the Farmer just reads. Read through the discussion guide repeatedly and be able to lead it from memory. Do not feel that the Large Group Leader has to memorize and recite this page. It is not necessarily intended to serve as a script. Rather, use it as a suggestion to help you know how lead the opening time.

The Farmer's Opening

Hello. Thank you all for coming back today for our last day of Rainbow Express. I hope you all have had as much fun on the farm as I have.

We have learned a lot this week about soils, haven't we? First we had the hard soil. Who can tell me what we learned about hard soil? (Let the children respond.) Very good. Next we learned about the rocky soil. What can you tell me about rocky soil? (Let the children respond.) Great. Now tell me what we talked about with the weeds. (Let the children respond.) This would be a good time to review the power bracelet again.)

I am very proud of all of you. You have really listened this week. You have learned a lot about the farm. Today I have good news for you. So far this week I have told you about three different problems on my farm. Today, I don't have a problem. Today, I finally found some good soil.

Good soil is what every farmer wants to have. Good soil does exactly what it's supposed to do. It takes in the seed. It gives it plenty of food and water and sunlight. In good soil, even a little tiny seed can grow a great big strong plant. Then that plant can give more seeds so more plants can grow. With good soil, one little seed can grow enough plants to help lots and lots of people. All farmers want their farms to be good soil.

God wants that for us too. He wants us to learn what He wants us to do. He wants us to love Him and obey Him. Most of all, He wants to be part of our lives. That is the whole reason that Jesus came. He died on the cross and then came back to life so that we can be with Him forever. That's how much Jesus loves us.

This week we have learned stories about Peter. Peter was a friend of Jesus who told many people how they could know Jesus too. Yesterday, Peter made a bad choice. When some bad men took Jesus away, Peter became very afraid. Peter lied and said that he did not know Jesus. Peter felt very bad for his lies. He cried and cried that he lied about Jesus, his very best friend.

The great news about Jesus is that He loves us so much that He likes to forgive when we do bad things. Even though Peter had treated Jesus badly, Jesus wanted to forgive Peter too. Let's divide into our small groups. You're going to learn about how Jesus gave Peter a second chance.

Memory Verse Activity

When the Farmer finishes his opening time, the Memory Verse teacher will come to the front to lead the memory verse activity. For the large group memory verse activity today let the children choose to repeat one or more of the activities from earlier in the week that they especially enjoyed.

Day Four Small Groups

Divide Into Small Groups

When the Memory Verse Teacher finishes leading the large group Memory Verse activity, divide the children into small groups. One teacher or a teacher/helper pair will sit with each small group. Make the groups as small as possible to allow for the maximum possible one-on-one time. As the groups are formed, spread out so that each small group can sit in a circle. Let each group be at least several feet apart from each other to cut down on noise and other distractions. As the groups sit down to begin their activities, the Craft Coordinator and the Memory Verse Teacher need to make sure that each small group has the craft supplies they need and a copy of the one page memory verse poster.

Small Group Story Time

When you tell the story use as many interactive elements as you can. You are going to be outside talking to kids with short attention spans. Keep them involved so they will hear the story! Remember that involving the children will help them pay attention. Use hand motions and sound effects. Have your children repeat things back to you. Ask questions.

DO NOT READ TO THE KIDS. TELL THEM THE STORY! Even though you will be telling and not reading the story, have your Bible open to the story in your lap. This will help the children recognize that the story comes from the Bible and is not simply a fairy tale or something we have made up.

Helpers: While the story teller is teaching, sit with the children and be a good example by listening to the story. Watch for children who need special attention.

Today's Story: Peter and the Second Chance—John 21:15-18, Acts 2

Today the Farmer told us that good soil does what it's supposed to do, so it produces lots of good plants. God wants us to be like good soil. That means that when we love God and obey Him, He uses us as part of His wonderful plan.

In yesterday's story, Peter did not feel like good soil. Peter told lies about Jesus. Peter knew that what he had done was very bad. Peter felt terrible about his lies.

We learned yesterday that Jesus did not stay dead. Three days after Jesus died on the cross, He came back to life. After Jesus came back to life He visited many of His friends. He told them how much He loved them. Jesus' friends were very happy to see Him. They were glad to know that He did not stay dead. Jesus' friends told Peter that they had seen Jesus, but Peter had not seen Him yet.

One morning Peter was out fishing with his friends. They had been fishing all night. They hadn't caught any fish. While they were in the boat, Jesus came to the beach. Jesus yelled out to the men in the boat.

"Try throwing your net on the other side of the boat," Jesus shouted.

The men in the boat did not recognize Jesus. They threw their fishing net on the other side. Suddenly the net was full of fish. There were so many fish they could barely pull the net inside the boat.

"The man on the beach is Jesus," one of the men in the boat shouted.

Peter jumped into the water. As fast as he could, Peter swam to the beach. He wanted to see Jesus and talk to Him.

The other men hurried the boat back to the beach and ate breakfast with Jesus. After breakfast, Peter and Jesus went for a walk.

"Peter, do you love me?" Jesus asked Peter.

“Yes, you know I love you” Peter answered. Peter felt bad. He remembered the lies He told about Jesus.

“Then, Peter, take care of the people that believe in me.”

They walked on a little farther. “Peter, do you really love me?” Jesus again asked Peter.

“Yes, Jesus, you know I love you,” Peter answered again.

“Then take care of my people.”

A little while later, Jesus again asked Peter “Peter, do you love me?”

Peter’s feelings were hurt. He didn’t know why Jesus asked him three times. “Jesus, you know everything,” Peter said sadly. “You know that I love you.”

Jesus said again “Then Peter, take care of my people.”

Suddenly Peter smiled. He knew that Jesus forgave Him. Jesus asked Peter to say three times that he loved Him because Peter lied about Him three times. Jesus gave Peter an important job to do. Jesus wanted Peter to help lead the people that loved God and believed in Jesus.

Not long after that Jesus took all His friends to a hill. He gave them some important instructions. “I want you to tell everybody the good news about God’s love. Teach them everything that I taught you. And don’t be afraid, I will always be with you.” Then while His friends were watching, Jesus went back to Heaven.

Peter was very excited. Jesus forgave him for the bad things he did. Jesus even gave Peter a special job to do: be a leader for the people that love Jesus.

Not long after that day, Peter and his friends were together again. They were in a city called Jerusalem. Peter and all of his friends were together in a room. Suddenly, a sound like a strong wind was heard inside the room. Something that looked like fire floated above the heads of the people in the room, but did not hurt anybody.

Do you know what was happening? God was sending the wind and the fire. He wanted Peter and the others to know that He was there, even if they could not see Him. Do you remember what Jesus said before He went back to Heaven? He said that He would always be with us and never leave us. Even if we can’t see Jesus, He is with us.

Outside, the people in Jerusalem could hear the strange noises. They wanted to know what was going on. Lots of people ran to the building where Jesus’ friends were staying. Soon a huge crowd was there, waiting to hear what was happening.

Peter went outside to talk to the crowd. He told them that it was God’s power that they were hearing. “God sent Jesus to help us,” Peter told them. “Jesus did amazing things nobody else could do to show us who He was. Bad men killed Jesus because they wanted to get rid of Him. But Jesus did not stay dead. He came back to life and we all saw Him.”

The people were amazed to hear the things that Peter said. They had many questions about Jesus. They wanted to know how to have Jesus in their lives too. Peter told them how they could ask Jesus to be in their hearts. That day, three thousand people decided to believe in Jesus.

God helped Peter not to be afraid any more. He helped Peter to be a good leader for the people that loved Jesus. Isn’t it amazing to see how God changed Peter’s life? Yesterday Peter was so scared that he told lies about Jesus. Today God made him brave enough to tell a whole crowd of people how to believe in Jesus. That’s what God can do when we love Him and obey Him.

If you want to know how to ask Jesus to be in your life, you can ask Him today. Talk to us and we will help you know how.

Prayer Time

Take this time after the story to pray with the children in your small group. Ask them for things they would like to pray about. Tell God how awesome He is. Ask Him to help you and the children in your small group to listen to God and obey Him. Pray that the children in your group will

get to know God and feel the love He has for them.

Craft

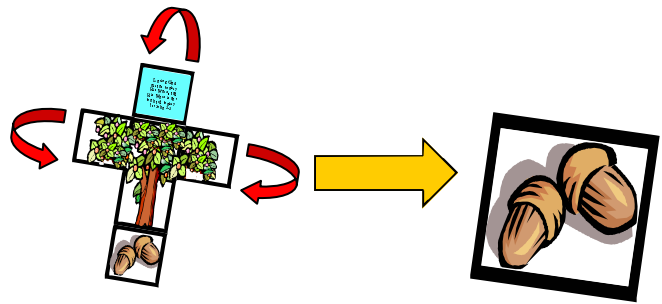
While still in your small groups, lead the children in making the craft for the day. The craft time is not only a way to reinforce the lesson, but it also allows time to get to know the children in your small group. During this time, ask them questions about their families, friends, and school. Invest in their lives.

Tree Cross

Supplies: 1 Tree Cross Page per child, crayons, scissors

Directions

1. Give each child one Tree Cross page.
2. Pass out the crayons and have the children color the page. As they are coloring go back over with the children that Jesus forgives us every time. All we have to do is ask Him. Share with them that when they ask for forgiveness of the bad things that is part of obeying God. That is an important way to show God that we love Him.
3. Cut out the cross.
4. Fold the cross to one square. Fold the seeds last so that they are on the top. Once they have folded the cross into a square, remind them about how a seed can grow. A seed starts small, but can turn into a huge tree. This happens if it is given the things it needs to grow. Peter learned that obeying God is a way to grow. He told many, many people about Jesus and helped many to believe that Jesus died and came back to life. Help the children to know they can tell others about what Jesus has done for them.



Memory Verse Activity

Each day the small group time will include a Memory Verse Activity. The Memory Verse time is one of the most important activities of the day. We want these children to remember God's word and why it is important to them. A list of potential activities is included in the back of this packet. Use a different idea from that list each day to help the children learn the words of the verse and to explain why it applies to their lives. (Some require extra preparation, so be sure to review the list in advance.) The memory verse for this week is

1 John 5:3—Loving God means to obey His Word, and His Word is not hard to obey.

When all the small groups are beginning to wrap up their memory verse activities, begin to re-gather the groups on the tarp for large group .

Day Four Closing Time

Closing Time

When the small groups are finished with their activities, lead everyone back to the large group area for a closing time. Each day the Large Group Leader (playing the part of the Farmer) will end the day's program by reviewing what has been learned. The closing time will involve a short skit/object lesson featuring the Farmer and two helpers, played by other members of your group. The more creative and engaging the characters are, the more interested and involved the children will be during the large group. Prepare ahead of time by making costumes. Consider using props such as a bag of seeds, a shovel, or a watering can.

Following is a guide for the day's closing skit. Do not simply read from this page. The children will quickly lose interest if the Farmer just reads. Read through the skit repeatedly and be able to perform it from memory. Do not feel that the actors have to memorize and recite this page. It is not necessarily intended to serve as a script. Rather, use it as a suggestion to help you know how lead the closing. In this script the two helpers are simply referred to as Helpers 1 and 2. Using names will help the children identify more with the characters and the concepts being presented.

Skit/Object Lesson

I want to thank you all again for being here today. I have loved having you visit me here on my farm this week. We learned a lot together.

Today we learned a really happy story. We got to see how Jesus can change a person. We saw how Jesus helped Peter to not be afraid any more. Jesus used Peter to do a really important job. Because Peter believed in Jesus and obeyed Him, lots of other people got to hear about Jesus too. They learned to love Jesus and obey Him. Then those people told other people, who told other people, and God wants it to keep going until everybody in the whole world has a chance to believe in Him.

That's how God helps us to be like good soil. One little seed in good soil can produce lots and lots of food. One seed makes more seeds and more seeds and more. God's love is like that. If we love and obey God, we can help other people love and obey God too. God wants everybody to get a chance to know.

Now it's time to give my helpers their last lesson. I am really hoping that Helper 2 will do a good job today. Our first day we learned about the hard soil and Helper 2 did not follow instructions. Day two we learned about rocky soil and Helper 2 tried to act like he was doing a better job. But, he still didn't follow instructions, did he? Yesterday we learned about the weeds and Helper 2 kept running off and not doing what I asked him to do. He kept letting other things get in the way. I hope that today he has finally learned his lesson.

(Have the two helpers come to the front. Give each one a pair of scissors and a copy of the folded cut-out sheet. The cut-out sheet must be folded so that the dotted lines face out.)

Today I want my two helpers to learn the lesson of the good soil. I want to show them that from one little seed a whole lot of plants can grow. You can see that right now this paper is not very big. It's like a seed that starts very small. Now, Helpers, cut out the dotted lines.


(Today have both helpers correctly follow the Farmer's instructions.) Good. Hold up the cut out. Now you have a tree growing out of the ground. That's what happens to a seed in good soil. Unfold the paper one time. Now you have two trees. In good soil, a seed doesn't just grow one plant. That plant gives more seeds, and then more plants grow. Keep unfolding your paper. Soon, you can have a whole field or forest of good plants, all from one seed in good soil.

That's what God can do for us. He puts His love in us, and we can share it with other people. Then they can learn to love God. They can tell other people, and the seed keeps growing and growing. The first thing we have to do, though, is let Jesus be in our lives. If we don't do that, we don't even have the seed yet. If you would like to know how you can have Jesus in your life, talk to us before you leave today. We want to help you know.

Game Time/Snacks/Wrap-Up

When you are finished, pray together and be ready to play games until the end of the Rainbow Express program. After the game time, pass out snacks, clean up the area, and walk everyone home. Return to Mission Arlington to turn in your materials and attendance sheet.

Loving God
means to obey
His Word, and
His Word is not
hard to obey.
1st John 5:3



Nosotros
demostramos que
amamos a Dios
cuando obedecemos
sus mandamientos; y
obedecerlos no es
difícil.
1 Juan 5:3

