




# **The Farmer's Story: Songs**

**Suggested songs to  
use for Spring Break  
Rainbow Express**



### **1. Bubbling**

It's bubbling, it's bubbling,  
it's bubbling in my soul  
There's singing and laughter  
since Jesus made me whole  
Folks don't understand it,  
I cannot keep it quiet!!  
It's bubbling, bubbling, bubbling,  
bubbling, bubbling day and night

### **2. Come and Go with Me**

Come and go with me to my Father's house  
Come and go with me to my Father's house  
It's a big, big house with lots and lots of room  
A big, big table with lots and lots of food  
A big, big yard where we can play football  
A big, big house, it's my Father's house

### **3. Deep and Wide**

Deep and wide, deep and wide  
There's a fountain flowin' deep and wide  
Deep and wide, deep and wide  
There's a fountain flowin' deep and wide

### **4. Do You Love my Jesus**

Deep, deep Ohhh deep down down  
Deep down in my heart, I love you Jesus  
Deep, deep Ohhh deep down down  
Deep down in my heart  
Do you love my Jesus deep down in your heart?  
Yes I love my Jesus deep down in my heart!

### **5. Father Abraham**

Father Abraham had many sons  
Many sons had Father Abraham  
I am one of them, and so are you  
So let's just praise the Lord - Right Arm!

...Left arm, right foot, left foot, nod your head,  
turn around, sit down!

### **6. God Is So Good**

God is so good, God is so good,  
God is so good, He's so good to me

He answers prayer...  
I love Him so....

### **7. Give Me Oil in my Lamp**

Give me oil in my lamp,  
Keep me burning, burning, burning  
Give me oil in my lamp, I pray  
Give me oil in my lamp,  
Keep me burning, burning, burning  
Keep me burning til the break of day  
Sing Hosanna, sing Hosanna,  
Sing Hosanna to the King of Kings  
Sing Hosanna, sing Hosanna,  
Sing Hosanna to the King

Give me gas in my Ford,  
Keep me truckin' for the Lord....  
Give me wax on my board,  
Keep me surfen' for the Lord....  
Give me umption in my gumption,  
Make me function, function, function....

### **8. The B-I-B-L-E**

The B-I-B-L-E, yes that's the book for me  
I stand alone on the Word of God  
The B-I-B-L-E

### **9. He's a Peach of a Savior**

He's a peach of a Savior  
He's the apple of my eye  
He prunes away the branches  
when my branches get too high  
He stomps my grapes of wrath  
when my life gets too tough  
That's why I'm bananas for the Lord  
He's the vine and we're the branches  
He's the vine and we're the branches  
He's the vine and we're the branches  
That's why I'm bananas for the Lord

### **10. I'm All Wrapped Up**

I'm all wrapped up, I'm all tied up,  
I'm all tangled up in Jesus  
I'm all wrapped up, I'm all tied up,  
I'm all tangled up in God  
I'm all wrapped up, I'm all tied up,  
I'm all tangled up in Jesus  
I'm all wrapped up, tied up, tangled up in God

**11. I'm Gonna Sing, Sing, Sing**

I'm gonna sing, sing, sing  
I'm gonna shout, shout, shout  
I'm gonna sing, I'm gonna shout, Praise the Lord  
When those gates are opened wide  
I'm gonna sit by Jesus' side  
I'm gonna sing, I'm gonna shout, Praise the Lord

**12. I'm in the Lord's Army**

I may never march in the infantry,  
ride in the cavalry, shoot the artillery  
I may never fly o'er the enemy  
But I'm in the Lord's army, Yes sir!  
I'm in the Lord's army, Yes sir!  
I'm in the Lord's army, Yes sir!  
I may never march in the infantry,  
ride in the cavalry, shoot the artillery  
I may never fly o'er the enemy  
But I'm in the Lord's army

**13. I've Got a River of Life**

I've got a river of life flowing out of me  
Makes the lame to walk and the blind to see  
Opens prisoners' doors, sets the captives free  
I've got a river of life flowing out of me  
Spring up oh well (gush gush gush gush)  
within my soul  
Spring up oh well (splish splash) and make me whole  
Spring up oh well (whoosh) and give to me  
That life abundantly

**14. I've Got Joy Down in my Heart**

I've got joy down in my heart  
Deep deep down in my heart  
Spell it J-O-Y Down in my heart  
Deep deep down in my heart  
Who put it there? Jesus put it there  
And nothing can destroy it,  
destroy it, destroy it — UGH!  
I've got joy down in my heart  
Deep deep down in my heart

**15. I've Got Peace Like a River**

I've got peace like a river, I've got peace like a river  
I've got peace like a river in my soul  
I've got peace like a river, I've got peace like a river  
I've got peace like a river in my soul  
I've got love like a mountain.....  
I've got joy like a fountain.....  
I've got peace, love, and joy  
like a river mountain fountain.....

**16. I Have So Much**

I have so much, so much, so much, so much, so much,  
so much, so much, so much, so much, so much, so much,  
so much, so much, so much (clap) to be thankful  
for. (REPEAT)  
I have Jesus to be thankful for.....  
I have the Bible to be thankful for.....  
I have you to be thankful for.....

**17. Little Square Box**

If I had a little square box to put my Jesus in,  
I'd take Him out and hug His neck  
and share Him with a friend  
But if I had a little square box  
to put the devil in,  
I'd take him out and STOMP HIS FACE  
and put him back again.

**18. I've Got the Joy, Joy, Joy, Joy**

I've got the joy, joy, joy, joy down in my heart  
Where? Down in my heart  
Where? Down in my heart  
I've got the joy, joy, joy, joy down in my heart  
Down in my heart to stay  
And I'm so happy, so very happy  
I've got the love of Jesus in my heart  
Down in my heart  
And I'm so happy, so very happy  
I've got the love of Jesus in my heart

And if the devil doesn't like it  
he can sit on a tack! Ouch!.....  
And if the devil doesn't like it  
he can swallow a bomb! Boom!.....  
And if the devil doesn't like it  
he can fall off a cliff! Ahhh!.....  
I've got the wonderful love of my blessed  
redeemer way down in the depths of my heart....

**19. If You're Happy and You Know It**

If you're happy and you know it clap your hands  
 If you're happy and you know it clap your hands  
 If you're happy and you know it  
 then your face will surely show it  
 If you're happy and you know it clap your hands  
 If you're happy and you know it  
 stomp your feet...  
 If you're happy and you know it say Amen...  
 If you're happy and you know it Praise the  
 Lord...  
 If you're happy and you know it say Yee-Haw...

**20. Jesus in the Morning**

Jesus, Jesus, Jesus in the morning  
 Jesus at the noon time  
 Jesus, Jesus, Jesus when the sun goes down

Love Him...  
 Serve Him...  
 Praise Him...  
 Share Him...  
 Thank Him...

**21. Jesus Is my Rock**

Jesus is my Rock, and He rolls my blues away  
 Bop shoe Bop Shoe Bop Woo!! (Repeat 2x)

**22. Jesus Loves Me**

Jesus loves me this I know,  
 for the Bible tells me so  
 Little ones to Him belong  
 They are weak but He is strong  
 Chorus:  
 Singing na na na na na na na na- Heh!  
 Na na na na na na na na- Huh!  
 Yes, Jesus loves me, Yes, Jesus loves me,  
 Yes, Jesus loves me, The Bible tells me so

Jesus loves me when I'm good  
 When I do the things I should  
 Jesus loves me when I'm bad  
 Though it makes Him very sad  
 (Chorus)

**23. My God Is So Big**

My God is so big, so strong and so mighty  
 There's nothing my God cannot do  
 My God is so big, so strong and so mighty  
 There's nothing my God cannot do  
 The mountains are His, the rivers are His  
 The stars are His handiwork too  
 My God is so big, so strong and so mighty  
 There's nothing my God cannot do, for you

**24. No One That I Know**

No one that I know walks like you,  
 Talks like you, or looks like you  
 No one that I know is like you  
 No one else does what you do

**25. Sheep Song**

I wanna be a sheep baa baa,  
 I wanna be a sheep baa baa  
 Cuz Jesus loves sheep  
 I wanna be a sheep baa baa  
 I don't wanna be a goat nope nope  
 I don't wanna be a goat nope nope  
 Cuz there ain't no hope for goats  
 I don't wanna be a goat nope nope

**26. Satan Didn't Like It**

Satan didn't like it when we  
 Came outta the wilderness  
 Came outta the wilderness  
 Came outta the wilderness  
 Satan didn't like it when we  
 Came outta the wilderness  
 Walkin' with the Lord, Walkin' with the Lord  
 Walkin' with the Lord  
 Satan didn't like it when we  
 Came outta the wilderness  
 Walkin' with the Lord

Swimmin' with the Lord...  
 Dancin' with the Lord...

**27. Shake a Friend's Hand**

Shake a friend's hand,  
 Shake the hand next to you  
 Shake a friend's hand and sing along  
 Shake a friend's hand,  
 Shake the hand next to you  
 Shake a friend's hand and sing,  
 Sing a ha-la-la-la-la-la-leluah,  
 Ha-la-la-la-la-leluah (repeat)

Scratch a friend's back, ...  
 Hug a friend's neck...

**28. Swing Low, Sweet Chariot**

Swing low, sweet chariot  
 Comin' fo' to carry me home  
 Swing low, sweet chariot  
 Comin' fo' to carry me home

**29. On a Day Like This**

On a day like this (clap, clap)  
 On a day like this (clap, clap)  
 On a day like this (clap) Ohhhhhhhh  
 I need the Lord to help me  
 On a day like this (stomp, stomp, clap, clap)  
 On a day like this (stomp, stomp, clap, clap)  
 On a day like this (stomp, clap) Ohhhhhhhh  
 I need the Lord to help me

On a day like this (toot, toot, stomp, stomp, clap, clap)...  
 On a day like this (pat, pat, toot, toot, stomp, stomp, clap, clap)...  
 On a day like this (bounce, bounce, pat, pat, toot, toot, stomp, stomp, clap, clap)...

**30. The Fruit of the Spirit**

The fruit of the Spirit's not a banana  
 The fruit of the Spirit's not a banana  
 If you wanna be a banana  
 You might as well hear it  
 You can't be a fruit of the Spirit  
 Cuz the fruit is love, joy, peace and patience,  
 kindness, goodness, faithfulness, gentleness and  
 self control  
 The fruit of the Spirit's not a coconut...  
 The fruit of the Spirit's not a lemon...

**31. This is the Day**

This is the day, this is the day  
 That the Lord has made, that the Lord has made  
 I will rejoice, I will rejoice  
 And be glad in it, And be glad in it  
 This is the day that the Lord has made  
 I will rejoice and be glad in it  
 This is the day, this is the day  
 That the Lord has made

**32. This Little Light of Mine**

This little light of mine, I'm gonna let it shine  
 This little light of mine, I'm gonna let it shine  
 This little light of mine, I'm gonna let it shine  
 Let it shine, let it shine, let it shine  
 Hide it under a bush, oh no!  
 I'm gonna let it shine  
 Hide it under a bush, oh no!  
 I'm gonna let it shine  
 Hide it under a bush, oh no!  
 I'm gonna let it shine  
 Let it shine, let it shine, let it shine

Won't let satan blow it out,  
 I'm gonna let it shine

**33. Walk, Walk, Walk, Walk in the Light**

It's a great day to praise the Lord.  
 It's a great day to praise the Lord.  
 It's a great day to praise the Lord.  
 Walking in the Light of Love.  
 Walk, walk, walk, walk in the light (Hey!)  
 Walk, walk, walk, walk in the light (Hey!)  
 Walk, walk, walk, walk in the light (Hey!)  
 Walking in the Light of Love.

It's a great day to hug a neck...  
 It's a great day to say "Amen!"...

**34. What a Mighty God We Serve**

What a mighty God we serve  
 What a mighty God we serve  
 Angels bow before Him  
 Heaven and earth adore Him.  
 What a mighty God we serve.

**35. Who's the King of the Jungle?**

Who's the king of the jungle? ooo ooo  
Who's the king of the sea?  
wiggle wiggle wiggle  
Who's the king of the universe,  
and who's the king of me?  
I tell you J-E-S-U-S! Yes!  
He's the King of me  
He's the king of the universe,  
the jungle, ooo ooo  
and the sea. wiggle wiggle wiggle


**36. With Jesus in your Boat**

With Jesus in your boat,  
you can smile through the storm  
Smile through the storm,  
smile through the storm  
With Jesus in your boat,  
you can smile through the storm  
When you're sailing home  
Sailing, sailing home, sailing, sailing home  
With Jesus in your boat, you can smile through  
the storm when you're sailing home



# **The Farmer's Story: Games**

**Suggested games to  
use for Spring Break  
Rainbow Express**



### **Big, Bad Wolf**

Have the children stand in a line at one end of the game area. One leader or child is the “Big, Bad Wolf” and will stand at the other end of the area with her back to the children. In unison, the children shout, “What time is it Mr. Wolf?” The wolf answers with an hour, “4 o’clock”, for example. The children take that number of steps forward. If the wolf said “4 o’clock,” the children would take 4 steps toward the wolf. When the wolf thinks the children are close enough to her, she answers their question with, “It’s eating time!” Then she chases them back to their starting line. Anyone she tags joins her as a wolf. The game ends when all but one participant has been tagged.

### **Knots**

Direct children to stand in a circle, then tell them to join right hands with someone across from them. While maintaining that grip, each person should grab a different person’s left hand. No one should join hands with a person immediately beside him or her. The objective of the game simply is to untangle masses of arms, legs, and bodies without releasing hand grips. Twisting or adjusting a grip is permissible and needed to prevent impossible movements of joints! Untangling the knot may take time, but usually a single large circle or two small ones (interconnected) are formed. If, after a reasonable amount of time, the group is still helplessly tangled, direct two participants to drop each other’s hands. Doing so will permit a quick solution.

### **Overall Understanding**

Players are divided into two teams. Teams line up in parallel rows with players standing behind one another. The first player on each team is given a beach ball, or balloon. When the leader says, “Go,” the first player on each line passes the ball backward over her head to the second player. The second player passes the ball under his legs to the next person in line, and so forth. The ball continues to be passed backward down the line, alternately over and under, until it reaches the last player. The last player, receiving the ball, runs to the front of his or her line and begins to pass the ball back again. This continues until every player on the line has a chance to be at the beginning. The team whose first player gets to the front of the line again is the winner.

### **Parachute**

You will have a tarp with you to use for the children to sit on each day. The tarp can double as a “parachute”. Have the kids stand on all sides of the tarp and hold it at waist level. Each side of the tarp is a team, making four teams. Put a beach ball on the tarp. Have the kids shake the tarp. They should try to shake the tarp so that the beach ball falls off another team’s side. Whenever the beach ball falls off the tarp, the team on that side gets a point. The team that has the fewest points at the end of the game wins.

### **People to People**

Tell everyone to find a partner and choose one person to lead the game. The leader yells a body part, and the players will touch each other using that part. For example, the leader might say, “knee to knee,” and the partners will touch knees. After several rounds, the leader will yell, “people to people,” and everyone has to find a new partner. The leader also runs into the crowd and finds a partner. Whoever is left without a partner is the new leader.



### **Sharks and Minnows**

You will need a good size running area for this game. Have the children line up along one side of the area. They are the “minnows”. Have the leader stand in the middle of the area. The leader is the shark. When the shark yells “Go!”, the minnows run to the other end of the area. The shark runs around and tags as many minnows as possible before they reach the other end of the field. When a minnow is tagged, he or she must freeze wherever tagged. When all of the untagged minnows reach the end of the area, the shark yells, “Go!” again. This time the shark and the frozen minnows may tag the runners. The game continues until there is only one minnow left. That minnow is the winner and begins the next game as the shark.

### **Tag (with variations)**

#### **Everybody’s It**

There are two rules: (1) everybody is It, and (2) when a player is tagged, he or she is frozen. Have everyone stand in a circle. Then the leader shouts “Everybody’s it!” and the game starts (and quickly ends).

#### **Hospital Tag**

The first time a player is tagged, she puts her hand on the part of herself that was tagged. The second time she is tagged, she must put her other hand on that area. The third time, because she is out of hands, she must sit down.

#### **Freezer/Defroster Tag**

A tagged player must freeze with his hands and feet on the ground and his back to the sky. He can move again when another player crawls between his hands and feet.

#### **Trust Walk**

Choose a landmark in your area to be the “goal” of this game. A mailbox or tree will probably be readily available for this purpose. Blindfold one player and choose another player to be the “guide.” Have the rest of the children scatter themselves between the blindfolded person and the goal. The guide leads the blindfolded person through all the people to the goal while the children in the way will call out other directions. The blindfolded player must listen carefully to the guides instructions. Let the children take turns being blindfolded and being the guide.

#### **Circle Spot Rush**

All players stand in a circle, arms’ length apart, facing inward. In the center of the circle are small markers (paper plates, pieces of construction paper, etc.). The number of markers is always one less than the number of players. The leader of the game stands just outside the circle and calls out various types of movement: run, skip, hop, etc. The players move clockwise around the circle in the way directed by the leader. The game leader can also call out *stop* (all players freeze wherever they are) or *about face* (players continue to move in the same manner but reverse directions). When the game leader yells *rush* all players run to the center of the circle and try to stand on one of the markers. Whichever player does not stand on a marker is eliminated. One marker is removed and play continues. The object of the game is to be the last player remaining.

### **Animal Relay**

Each small group will be a team. Teams stand in single file lines, facing a finish line about fifty feet away. The first player runs across the finish line, runs back, tags the next player, and goes to the end of the line. The relay continues until each player has run twice while they run the game leader calls out various animals. All players must run like that animal until the next one is called. The first team to have all their players finish twice wins.

### **Sit Down Volleyball-** materials needed: beach ball

Divide all players into two equal teams. Have the two teams sit down indian-style facing each other in two to four rows. The object of the game is to get the ball behind the other team. One person throws the ball up in the air and the two teams hit the ball back and forth until one team hits it over the heads of the other team and it lands behind them. Score just like regular volleyball. The catch is that both teams have to stay seated through out the entire game. You can add variety to the game by having each team use only one hand or sitting with teams backs toward each other instead of facing each other.


### **Elbow tag**

Assign all players a partner. Spread pairs out evenly across the playing area. Have the pairs link arms. Choose one pair to start out as the chaser "It", and the chasee. Just like regular tag, It tries to tag the chasee. If the chasee is tagged, he or she in turn becomes it and the chase reverses. The chasee's goal is to link with another player. When the chasee links arms with one side of a pair, the other player must unlink, becoming the chasee.



# **The Farmer's Story: Puppets**

**Lyrics and tips for  
puppet songs to use for  
Spring Break Rainbow  
Express**



# Puppets

We are excited about what can happen through the puppet shows this year. This is another opportunity for you to share the love of Christ with the children. Children look forward to the puppet shows and enjoy singing along with the puppets. Here are some tips that can help your puppet show be more effective.

1. Synchronize the opening and closing of the puppet's mouth with the spoken or sung words. Move the puppet's mouth like you would move your jaw.
2. Keep your fingers in the upper part of the puppet's mouth still and do the talking with your thumb.
3. Have your puppet make eye contact with the children. Try not to focus in just one direction.
4. Your forearm is the puppet's spine. Keeping your arm at a right angle to the ground will give your puppet good posture.
5. A good way to enter and exit is to pretend your puppet is stepping up or down a ramp.

*These tips were provided by Puppet Productions.*

Be creative!

Have fun finding various ways to use the puppets in other parts of Rainbow Express, such as the songs, closing time, etc.

We have included a CD of songs to tie in with each day's theme.

<u>DAY 1</u>	Put the Love of God in your Heart
<u>DAY 2</u>	I'm A Believer
<u>DAY 3</u>	I Will Follow Him
<u>DAY 4</u>	Y Not 2 Day?

# Day One Puppet Song

## Put the Love of God in your Heart

Look to the Son of Man  
Follow His guiding hand  
Put the love of God in your heart  
You see it's getting late

Oh please don't hesitate  
Put the love of God in your heart

And the world will be better place  
And the world will be better place  
For you, and me  
You just wait, and see

Let Jesus in and then  
Let your light shine for men  
Put the love of God in your heart  
If you want the world to know  
Let your salvation show  
Put the love of God in your heart

### *Chorus:*

And the world (and the world)  
Will be a better place  
And the world (and the world)  
Will be a better place  
For you (for you), and me (and me)  
You just wait and see  
Wait and see

Spread Jesus' love around  
And don't put others down  
Put the love of God in your heart  
I hope when you decide  
Jesus will be your guide  
Put the love of God in your heart

### *(Repeat Chorus)*

Put the love of God in your heart  
(Repeat several times)

# Day Two Puppet Song

## I'm A Believer

I thought God was nothing but a fairy tale  
Good for someone else but not for me  
Sin was out to get me, that's the way it seemed  
Disappointment shattered all my dreams

Then I found His grace  
Now I'm a believer  
Not a trace of doubt in my mind  
I've been saved  
I'm a believer, Jesus is walkin' by my side

I thought love was mine just for the taking  
But it seemed the more I took, the less I got  
Not a slave to sin now, Jesus broke my chains  
Now the more I give, the more I gain

Since I found His grace  
Now I'm a believer  
Not a trace of doubt in my mind  
I've been changed  
I'm a believer, Jesus is walkin' by my side

Not a slave to sin now, Jesus broke the chains  
Now the more I give, the more I gain

And you can find His grace  
Come be a believer  
Not a trace of doubt in my mind  
You can change  
Be a believer, Jesus will walk right by your side

Soon I'll see His face  
'Cause I'm a believer  
Not a trace of doubt in my mind  
I'm a believer  
Yeah, Yeah, Yeah, Yeah, Yeah  
I'm a believer

Repeat and fade

# Day Three Puppet Song

## I Will Follow Him

I love Him, I love Him, I love Him  
And where He leads I'll follow, I'll follow, I'll follow

I will follow Him, follow Him wherever He may lead  
There isn't an ocean too deep  
Or mountain so high it can keep  
Me from God's love

I must follow Him (follow Him)  
Ever since He touched my life I knew  
I'd serve my Lord eternally  
And go anywhere that He leads  
He is my destiny (destiny)

### Chorus

I love Him, I love Him, I love Him  
And where He leads I'll follow, I'll follow, I'll follow  
He'll always be my Savior, my Savior, my Savior  
From now until forever, forever, forever

I will follow Him (follow Him)  
Follow Him wherever He may lead  
There isn't an ocean too deep  
Or mountain so high it can keep  
Keep me away, away from God's love

(repeat chorus)

I will follow Him (follow Him)  
Follow Him wherever He may lead  
There isn't an ocean too deep  
Or mountain so high it can keep  
Keep me away, away from God's love

...and where He leads I'll follow, I'll follow, I'll follow  
I know I'll always love Him, I love Him, I love Him

(repeat and fade)

# Day Four Puppet Song

## Y Not 2 Day?

Christian there's no need to feel down  
I said Christian pick yourself off the ground  
I said Christian don't be wearing a frown  
There's no need to be unhappy

Christian don't forget this one thing  
I said Christian you're a child of the King  
I said Christian has He been talking to you  
Bout something He wants you to do?

### Chorus:


Don't wanna put it off  
Y not 2 day?  
You gotta do it now  
Y not 2 day?  
So much work to be done  
To reach everyone  
And tomorrow may never come  
Don't wanna put it off  
Y not 2 day?  
You gotta do it now  
Y not 2 day?  
God will give you the strength  
He will be there for you  
Gotta do what He tells you to do

Maybe there's somebody you know  
Who needs comfort cause they're feeling real low  
You should love them – show them you are their friend  
Help them back on their feet again  
Don't wait show somebody you care  
There are hurting people everywhere  
Who need Jesus – there's no time to delay  
We must show God's mercy today

### Chorus 2x

We gotta share His love  
Y Not 2 Day?





# **The Farmer's Story: Memory Verse**

**Suggested Memory Verse  
activities to use for Spring  
Break Rainbow Express, plus  
reproducible posters of the  
verse in English and Spanish.**

# Memory Verse Activities

## Teams

Divide the kids into two teams. Let one side say the first part of the verse and let the others complete it. See how loud and soft and fast and slow each side can be. (Remember you can be creative in your team divisions: Boys v. Girls, Sandals v. Tennis Shoes, Eye or Hair Colors, kids wearing shorts v. kids wearing jeans...etc.) Compliment both teams on a job well done.

## Memory Verse Challenge

Make signs using construction paper with one or two words of the verse on each. Have several workers or children stand at the front and hold the signs so that everyone can see the words. Lead the children in saying the verse together a few times. Then, one at a time, have the sign holders hide their sign, and say the verse together again. Repeat this until all the signs are hidden and say the verse one more time.

## Hand Signs

Assign a hand motion for each word of the verse. Teach the children the hand signs and the words at the same time. Then say the words while the children only do the hand motions. And then do the hand motions while the children say the words.

## Volley Verse

Sit or stand in a circle. Take a soft ball or balloon and pass it around in a circle, each person saying one word of the verse as they hold the ball and pass it on. Go fast and slow, repeating the whole verse each time. When the kids feel comfortable saying the verse, volley the ball from person to person across the circle, letting each person say one word as they pass the ball.

## Verse Pop

Gather several small strips of paper and write one or two words of the verse on each strip. Put each paper inside a balloon and inflate the balloon. Let the children who are sitting the most quietly pop the balloon handed to them, and say the word they find inside. Have all the children repeat the word and continue until all the balloons are popped. Have a copy of the entire verse ready so that, in the end, the children can see the whole verse on one page. Repeat the verse several times with all the children. (It is a good idea to write numbers on the balloons so you can hand them to the children in the correct order. Also, be aware of smaller children who might be afraid of the popping noise.)

### **Verse Puzzle**

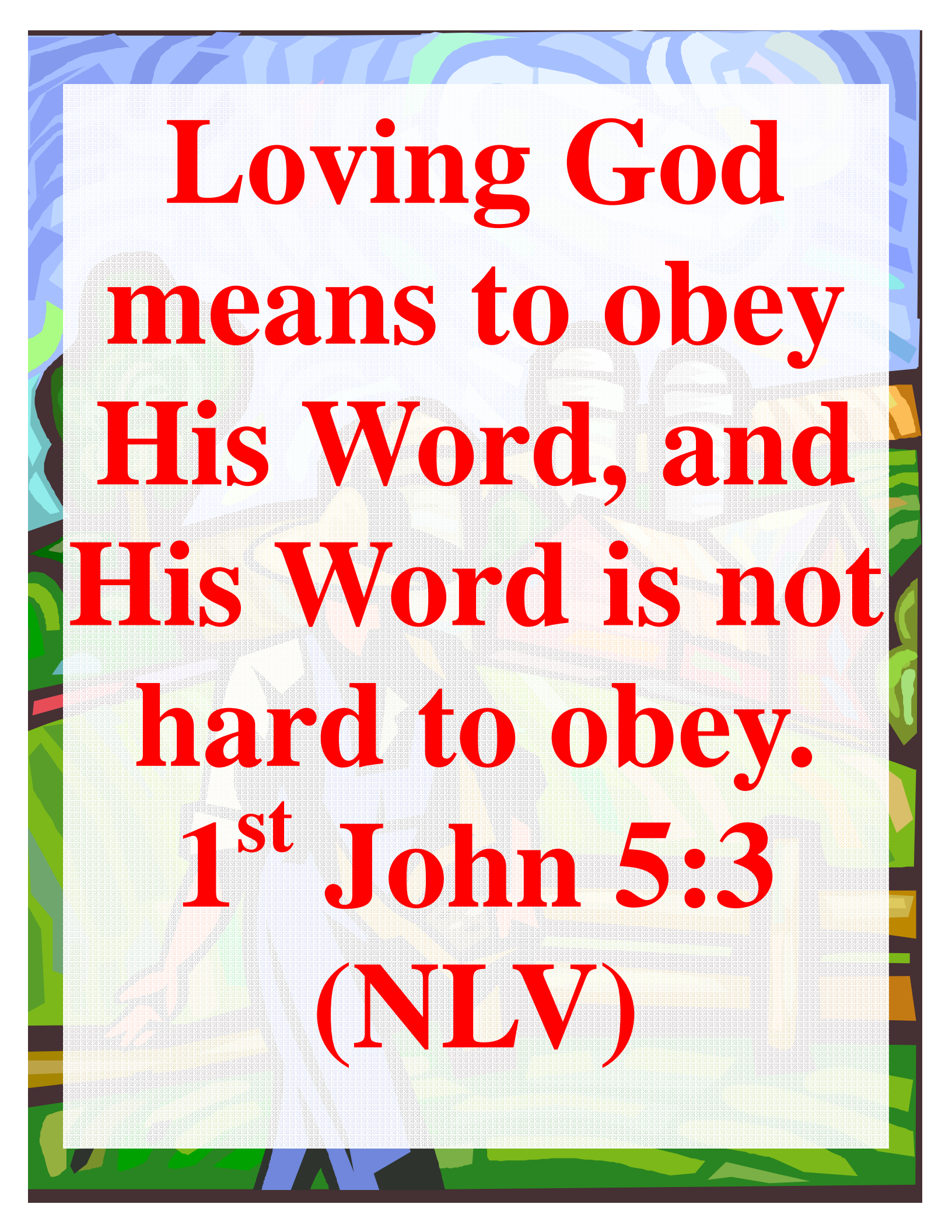
Write the verse on a piece of paper and cut the paper into 6-10 pieces. Let the children put the puzzle together as a team. Make sure everyone gets a chance to help. When it is finished, say the verse altogether. Put the puzzle together again. See how fast the children can finish the puzzle and say the verse.

### **Verse Sticks**

Write phrases of the verse on several craft sticks. Work together to put the sticks in the correct order.

### **Verse Chain**

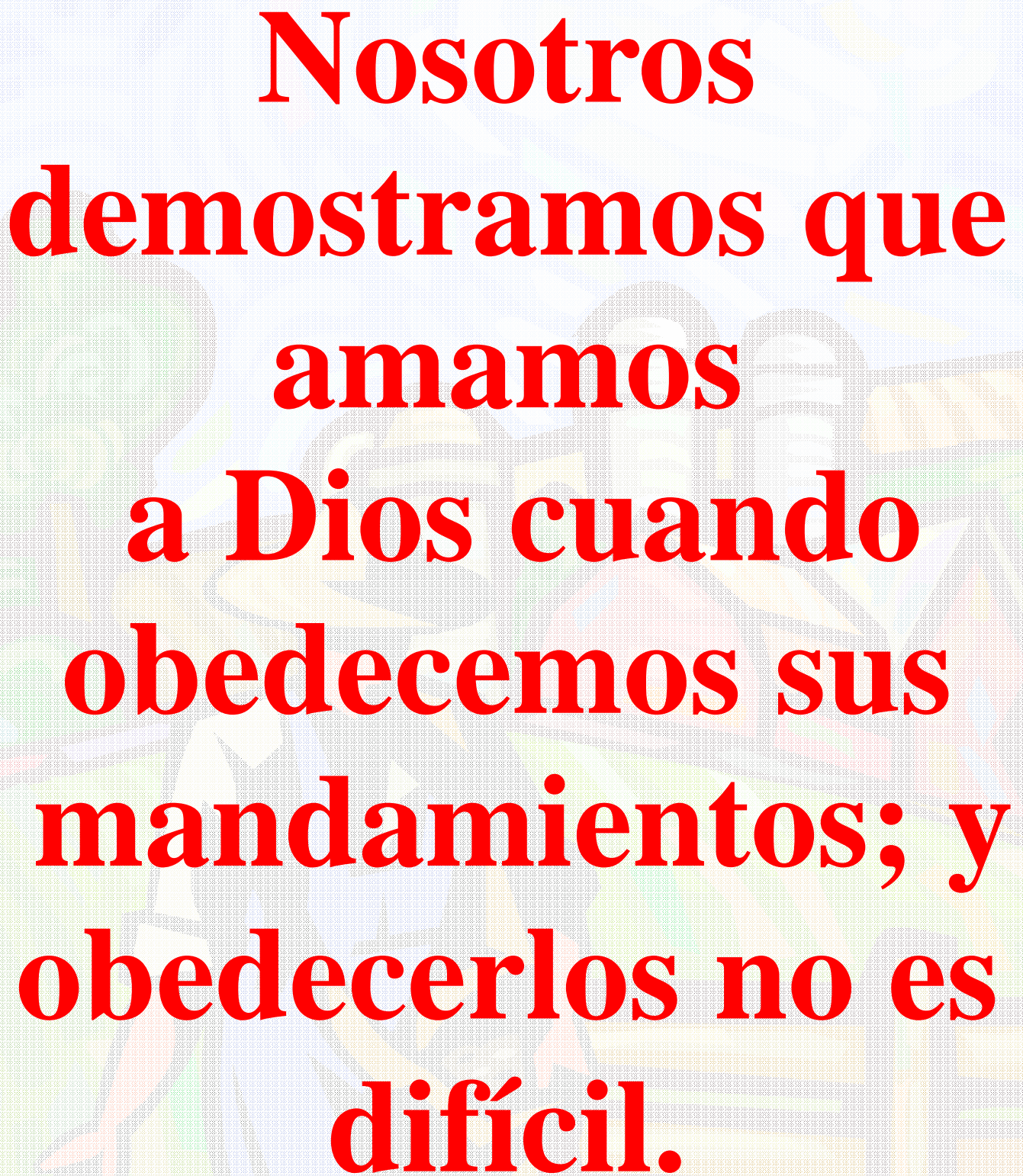
Gather several small strips of paper and write one or two words of the verse on each strip. Working together in your small group, tape the links together in circles to make a paper chain. When you finish, say the verse altogether.

A group of people in a church setting, with a man in a white robe speaking into a microphone. The background is a colorful, abstract pattern.

**Loving God  
means to obey  
His Word, and  
His Word is not  
hard to obey.**

**1<sup>st</sup> John 5:3**

**(NLV)**



**Nosotros  
demostramos que  
amamos  
a Dios cuando  
obedecemos sus  
mandamientos; y  
obedecerlos no es  
difícil.**

**1 Juan 5:3**

# Useful Items to Bring for Rainbow Express

Here are some items that may be useful for your group during Rainbow Express. Try to bring as many as you have and cargo space permits. Some of these items can be borrowed from Mission Arlington/Mission Metroplex if you do not have a way to bring them.

- Costumes/Props for the character of the Farmer and his two helpers (see opening and closing activities for descriptions)
- Some of the memory verse activities require simple supplies like balloons or popsicle sticks. These items may or may not be available at Mission Arlington, so bring what you need.
- Closing activities for Days 2 and 3 require some props and advance preparation. Be sure to have these things ready.
- Tarp (at least 10' by 10'): excellent to use for the children to sit on during Rainbow Express
- Posterboard: use it for memory verse posters, puzzles, etc.
- Puppets: Mission Arlington has some to loan if you don't have access to puppets
- Battery operated CD player (with batteries): *Very* important
- Copies of the puppet music CD: one for each team
- Water cooler and drinking cups: *extremely* good idea. It's hot in Texas.
- Craft supplies: Mission Arlington will provide some glue, scissors, crayons, etc. You may find it helps your group run smoother if you have some extras.
- Games equipment: cones, hula hoops, etc. will be very useful during your game time. *Note: Please do NOT bring balls or frisbees unless they are of the soft, "Nerf" foam variety. This is by request from the managers of the apartment communities where we hold Rainbow Express.*

# *A final word . . .*

Whether you are coming here to Mission Arlington or using this material for another mission outreach, we are grateful for the opportunity to partner in ministry with you. Please contact us with any questions or to let us know how we can pray for you. Daily updates and prayer requests at Mission Arlington, as well as a variety of additional curriculum resources, are available at our web site.

*For this reason I kneel before the Father, from whom his whole family in heaven and on earth derives its name. I pray that out of his glorious riches he may strengthen you with power through his Spirit in your inner being, so that Christ may dwell in your hearts through faith. And I pray that you, being rooted and established in love, may have power, together with all the saints, to grasp how wide and long and high and deep is the love of Christ, and to know this love that surpasses knowledge—that you may be filled to the measure of all the fullness of God.*

*Now to him who is able to do immeasurably more than all we ask or imagine, according to his power that is at work within us, to him be glory in the church and in Christ Jesus throughout all generations, for ever and ever! Amen.*

*Ephesians 3:14-21 (NIV)*

Mission Arlington / Mission Metroplex  
210 W. South Street  
Arlington, TX, 76010  
Phone: 817-277-6620  
E-mail: [mission@missionarlington.org](mailto:mission@missionarlington.org)  
Web: [www.missionarlington.org](http://www.missionarlington.org)

## TECHNICAL NOTES

- **Color vs. Black & White**—Returning users of this curriculum will notice that for the first time it is presented in color. This is to help visual aids, tips, etc. be easier to find and use and for the benefit of those viewing the curriculum on–line. We are aware that, for some, color printing is cost prohibitive. This curriculum is formatted to be perfectly legible and usable if printed in grayscale or from any normal black and white printer. Please do not feel a need to spend more than you are comfortable with on printing.
- **Graphics Printing Incorrectly**—Some printers have trouble with the graphics format in the curriculum. *Your printer may print the craft pages as solid black squares. If this is happening change your graphics print mode from **vector** to **raster**.* How to do this varies with print drivers, so you may need to consult your print driver’s help file. Generally, when you choose print you are given a tab or button that says properties or print quality. Graphics modes is usually an option in one of these fields. If this still does not work for you, please let us know. Call the Mission Arlington Office at 817-277-6620 or e-mail us at [mission@missionarlington.org](mailto:mission@missionarlington.org).