

Though the mountains be shaken and the hills be removed, yet my unfailing love for you will not be shaken nor my covenant of peace be removed, says the LORD, who has compassion on you. Isaiah 54:10 O LORD, God of Israel, there is no God like you in heaven or on earth—you who keep your covenant of love with your servants who continue wholeheartedly in your way. 2

GOD SPEAKS

Chronicles 6:14 For God so loved the world that he gave his one and only Son, that whoever believes in him shall not perish but have eternal life. John 3:16 But God demonstrates his own love for us in this: While we were still sinners, Christ died for us. Roman 5:8 By day the LORD directs his love, at night his song is with me—a prayer to the God of my life.

Spring Break 2007

Mission Arlington

Mission Metroplex

Rainbow Express

Preparation Packet

Psalm 42:8 If anyone loves me, he will obey my teaching. My Father will love him, and we will come to him and make our home with him. John 14:23 Peace to the brothers, and love with faith from God the Father and the Lord Jesus Christ. Ephesians 6:23 How great is the love the Father has lavished on us, that we should be called children of God! And that is what we are! 1 John 3:1 Grace, mercy and peace from God the Father and from Jesus Christ, the Father's Son, will be with us in truth and love. 2 John 1:3 The LORD your God is with you, he

is mighty to save. He will take great delight in you, he will quiet you with his love, he will rejoice over you with singing. Zephaniah 3:17 No, the Father himself loves you because you have loved me and have believed that I came from God. John 16:27

What is this packet?

We are so grateful that you have decided to come to Mission Arlington / Mission Metroplex for your 2007 Spring Break Mission Trip. This packet contains all of the information you need to plan for a successful ministry here. Please don't be intimidated by the size of this document. Most of these pages are reproducible coloring sheets, memory verse posters, team rosters, handouts, etc. Use this page as a road map to find what you are looking for. After thumbing through this material, please let us know if there are any questions we can answer. We want to be available to help you in any way that we can as you prepare.

Here is a breakdown of what you will find in this packet.

Section One: Trip Planning Helps for Leaders and Students

- This section contains schedule information, maps, dress codes, descriptions of the types of accommodations where you may be staying, packing lists, contact information for parents, and other general planning information. [These pages have a blue border.](#)

Section Two: Rainbow Express Training Materials

- This section contains aids for preparing your team to lead Rainbow Express, Mission Arlington's version of an outdoor Vacation Bible School. Here you will find outlines and descriptions of everybody's roles. [These pages have a green border.](#)

Section Three: Rainbow Express Curriculum

- This section contains the lesson plans for each of the four days of Rainbow Express. Every student coming on the trip needs a copy of this section. [These pages have a red border.](#)

Section Four: Rainbow Express Supplemental Materials

- This section contains reproducible materials and extra helps for Rainbow Express like games instructions, puppet song lyrics, craft sheets, etc. [These pages have a purple border.](#)

Please let us know anything we can do to help! If you still have questions about anything at all after reading this packet, or if you just need some guidance in preparing, please do not hesitate to contact us at Mission Arlington. Our office phone number is 817-277-6620.

Section One

Trip Planning Helps for Leaders and Students

- Mission Arlington Key Terms
- Schedules
- Dress codes
- Information on accommodations
- Packing lists
- Map to Mission Arlington
- “The Refrigerator Sheet”:
General Mission Arlington
information sheet for
parents
- T-shirt information and
order form for leaders

Mission Arlington Key Terms

A visitor to Mission Arlington/Mission Metroplex once told us that we sometimes speak in code. We readily admit that so many different things are happening here that it can become a little confusing. This is an explanation of some terms you will run into over and over in this packet.

- **Apartment Churches:** Mission Arlington began in 1986 with a very simple philosophy: take church to people who, for whatever reason, were not coming to a church building anywhere. On the first Sunday of August of that year, a Bible Study met in the living room of a woman that lived in a local apartment community. That first morning, seventeen people found that they could meet Christ in a church that met right where they lived. Today, more than 260 congregations meet all over Arlington in apartments, mobile homes, community centers, playgrounds, laundry rooms, and wherever people will gather. Any given Sunday, more than 4,500 people attend a Mission Arlington church in their own neighborhood.
- **Rainbow Express:** Rainbow Express is the name of the Backyard Bible Clubs you will be leading while you are here. Mission Arlington has been leading outdoor Vacation Bible Schools for our many apartment churches since the beginning. When these programs first began the volunteers that were leading them had a large portable stage built on a trailer that they pulled from site to site for puppet shows. This trailer, which was decorated with a rainbow, came to be known to the children as the Rainbow Express. Rainbow Express then became the name for all of the Vacation Bible Schools.
- **Work Projects:** Mission Arlington follows Jesus' model of ministry: meeting both physical and spiritual needs to provide a tangible expression of the Father's love so that people will turn to Him. Part of each day you are here will be spent leading Rainbow Express programs. With the remainder of each day you will participate in some of Mission Arlington's many other ministries. This might include picking up donations, delivering furniture to families, working in the clothing room or the food warehouse, passing out flyers to invite people to an event, holding field days or other fun events in one of the apartment communities, or any number of other opportunities. Any special materials or training that you may need will be provided while you are here.

Tentative Sunday Schedule

- 9:00 AM Meet at Mission Arlington with all groups for welcome, prayer, and orientation
- 10:00 AM Students depart with Mission Arlington missionaries to participate in Mission Arlington's apartment churches. Leader of each group joins Tillie Burgin, Executive Director of Mission Arlington, for a tour of Mission Arlington's Ministry
- 12:30 PM Return from apartment churches, take lunch break
- 1:30 PM Pass out flyers in apartment communities where Rainbow Express will be taking place this week.
- 3:30 PM Return to Mission Arlington
- 4:00 PM Join Mission Arlington missionaries for weekly prayer, worship, and preparation time
- 5:00 PM (Very) short meeting for all group leaders with Matt Hart, Rainbow Express Coordinator
- 5:15 PM Leave Mission Arlington, pray and make any last minute preparations for beginning Rainbow Express tomorrow

Tentative Daily Schedule Monday–Thursday

Please be flexible with your schedule. We may make changes to this schedule to better work with our kids.

SCHEDULE FOR GROUPS COMING WEEK OF MARCH 12th–17th, 2007

- 8:30 Meet for morning training time
- 9:30 Training time dismisses
- 9:45 Work projects groups begin assignment
-or-
Morning Rainbow Express groups leave for their site
- 10:30 Morning Rainbow Express begins
- NOON Morning projects and Rainbow Express end. Clean up, walk children home, etc., then return to Mission Arlington for lunch break. *Each student needs to have his/her own sack lunch. You will NOT have time to cook.*
- 1:30 Meet to worship and prepare for Rainbow Express
- 2:30 Depart for Rainbow Express
- 3:00 Rainbow Express begins
- 4:30 Rainbow Express ends. Clean up. Begin projects at Rainbow Express location or Mission Arlington.

SCHEDULE FOR GROUPS COMING ALL OTHER 2007 SPRING BREAK WEEKS

- 8:30 Meet for morning training time
- 9:30 Training time dismisses
- 9:45 Work projects groups begin assignment (work projects will last from 10:00-1:00) *most groups*
-or-
Morning Rainbow Express groups leave for their site
- 10:30 Morning Rainbow Express begins (for groups not doing AM work projects)
- NOON Morning Rainbow Express begins to wrap-up, clean up, walk children home, etc. Finish by 12:30, come back to Mission Arlington to turn in supplies.
- 1:00 Take a lunch break (all groups) *Each student needs to have his/her own sack lunch. You will not have time to cook.*
- 2:15 Meet to worship and prepare for Rainbow Express
- 3:15 Depart for Rainbow Express
- 4:00 Rainbow Express begins
- 5:30 Clean up at apartment community and return to Mission Arlington Help with various projects at Mission Arlington.

All weeks: At 6:00 PM, Regular projects end. Option some nights to stay and participate in extended activities (generally Tuesday and/or Wednesday)

Dress Code

Mission Arlington's dress code is very basic. We ask all participants to dress modestly, comfortably, and in something where they are ready to work. Casual dress is fine all week long, Sunday included. Here are a few specific requests we make of all groups:

- Shorts are fine all week long. Please no short shorts. (The north Texas weather is pretty unpredictable in the spring time, so bring some jeans, too, to be prepared.)
- Footwear is up to you, but because we do so much work and active play outside we recommend tennis shoes over flip-flops.

Please remember that there are certain things you might wear at home working outside in the heat but that may not be the right image for knocking on doors and asking parents to let their children go with you. Because of this, please follow these additional guidelines all week long:

- T-shirts are great to wear, but please no tank tops or any other kinds of sleeveless shirts.
- Baseball caps are fine, but please wear forward at all times. Do not wear bandanas or any other type of head gear. (Winter headgear is okay if it's cold.)
- Wear clothing that does not have any message which might be a turn-off to others that would prevent them from hearing the real message you came to share. This may sound strange, but there are many Christian T-shirts that really are not a good idea to wear in a ministry context because they explain too little or belittle those who are not yet saved. When choosing Christian clothing, just make sure it's a message of love that people will respond well to, not something that could be a stumbling block before they ever get to hear your heart. Here are two examples of very common, popular youth group tees we have asked people to change:
 - One shirt that has popped up several times during the past couple of years is a bright red shirt that has the phrase "Heavy Drinker" emblazoned on the front in white letters. Underneath, in smaller letters it says John 7:37, which is explained on the back to say "If any man thirst, let him come to Me and drink". When you knock on a non-believer's door, remember that they might not even recognize that John 7:37 is a Scripture reference. All they see is a stranger asking to play with their children with a T-shirt that says they're an alcoholic.
 - Another shirt that several youth groups brought last year has a large picture of the game of jacks on the front, with the phrase "You don't know Jack if you don't know Jesus" in a giant black font. You will be working this week with Muslims, Buddhists, Hindus, Sikhs, and people from a myriad of other religious backgrounds. Would you want them to knock on your door with a T-shirt that says "You're ignorant if you don't follow my god"?

This week, dress like you will be doing everything else: intentionally pointing people to Christ.

Accommodations

Some of you, we know, will be spending the nights in a hotel or other location that you have set up. This page answers common questions for the rest of you who have chosen to stay in the accommodations that we provide.

- **Where will we be staying?** Mission Arlington uses several different types of facilities to house guests. All of them boil down to the same basic concept: a safe, clean floor to sleep on, showers, and a kitchen. Smaller groups (anything up to about twenty people) generally stay in our apartment churches. Larger groups generally stay in one of our community centers or in a local traditional church that partners with Mission Arlington. Because group sizes have a tendency to fluctuate so much at the last minute, we do not make final assignments of who will stay where until the week before your arrival.
- **How much does it cost?** We do not charge anything to stay in any of our accommodations because we are committed to the belief that God wants us to provide an open door for anyone who wants to come serve here. There are costs involved for items such as utilities, rent, maintenance, etc. Voluntary donations are very welcome, but not necessary. We believe God always provides.
- **What do I need to bring?** It is a good idea to plan as if you were coming into a completely empty facility. Often our supplies get accidentally packed up by groups when they are leaving and they don't realize it is not a part of what they brought. So, to be on the safe side it is wise to bring or buy here everything you might need: toiletries, kitchen supplies, air mattresses, and more.

Here are some other tips to prepare for a successful experience in our accommodations:

- **Be flexible and unpack only what you need each day:** Mission Arlington/Mission Metroplex is a very busy place. All of our facilities are constantly being used to reach people for the Lord. When you check in for your trip, you will be given a schedule of any activities that might be happening in the location where you are staying.
- **View your accommodations location as another ministry opportunity:** Every place where you will be staying, whether in an apartment or at one of our gyms, is surrounded by other apartments or neighborhoods where the people might know nothing of church except what they see in you. When you park your church van and climb out, the people around you know that you represent Mission Arlington, and much more importantly, our Savior. They may come over to ask you questions. The neighborhood children might want to play tag. Represent Christ in all that you do while you are there, from your behavior in the parking lot, to noise level inside, to how clean you keep the place. Let people see Him in you, and you will find that your "mission trip day" will not end when you return to your home away from home in the evenings.

Useful Items to Bring for Rainbow Express

Here are some items that may be useful for your group during Rainbow Express. Try to bring as many as you have and as cargo space permits. Some of these items can be borrowed from Mission Arlington/Mission Metroplex if you do not have a way to bring them.

- Some of the memory verse activities require simple supplies like balloons or popsicle sticks. (Since everything at Mission Arlington is donated, some of these items may not be available at Mission Arlington, so bring what you need.)
- Tarp (at least 10' by 10'): excellent to use for the children to sit on during Rainbow Express
- Posterboard: use it for memory verse posters, puzzles, etc.
- Puppets: Mission Arlington has some to loan if you don't have access to puppets
- Battery operated CD player (with batteries): *Very* important
- Copies of the puppet music CD: one for each team. Also very important.
- Water cooler and drinking cups: *extremely* good idea. It's hot in Texas.
- Craft supplies: Mission Arlington will provide some glue, scissors, crayons, etc. You may find it helps your group run smoother if you have some extras.
- Games equipment: cones, hula hoops, etc. will be very useful during your game time. *Note: Please do NOT bring balls or frisbees unless they are of the soft, "Nerf" foam variety. This is by request from the managers of the apartment communities where we hold Rainbow Express.*

Personal Packing Lists

Here is a personal packing list for each student and sponsor.

The Basics

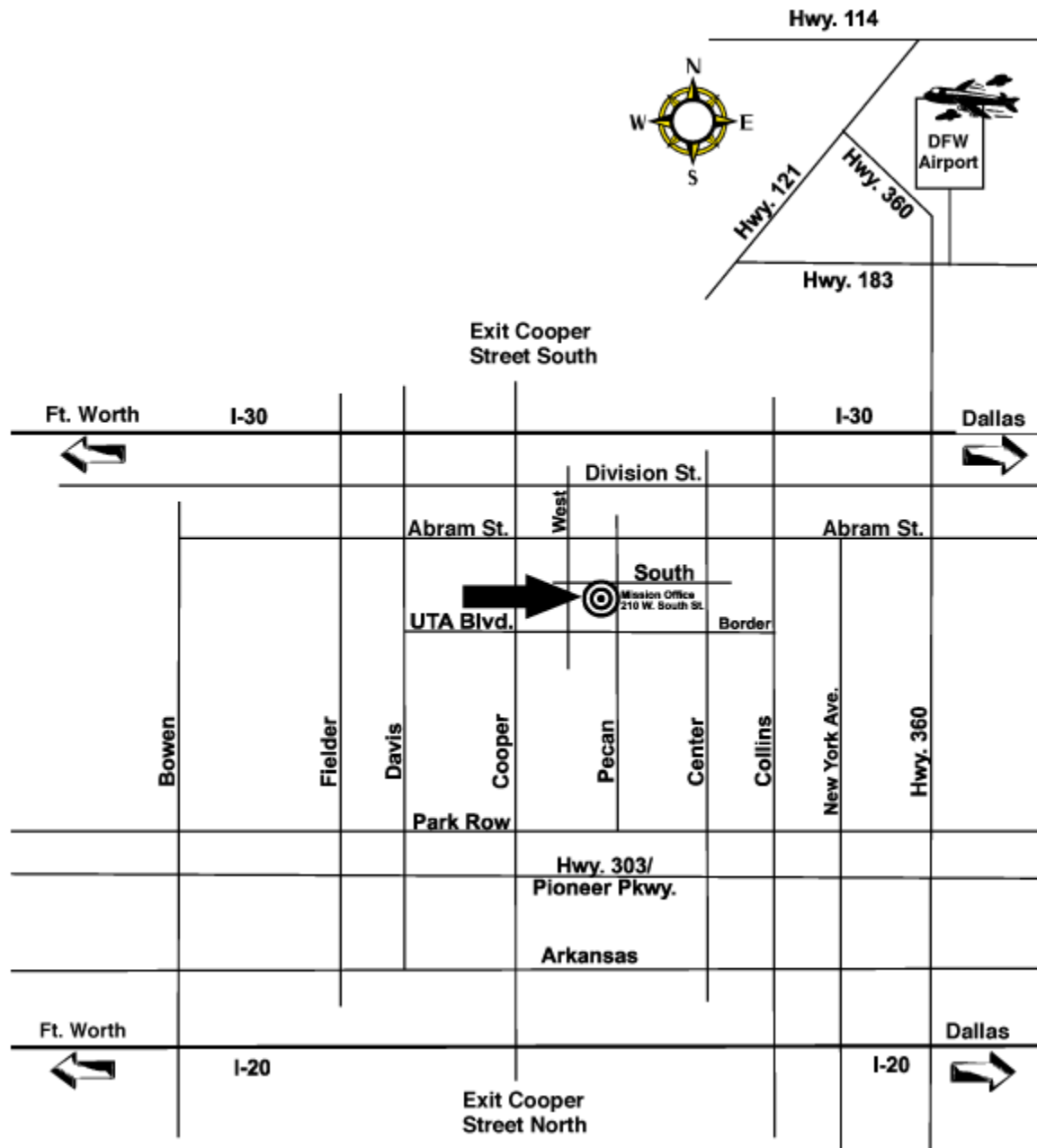
- Clothing: see dress code. Bring plenty of comfortable clothing and be ready for Texas spring weather, which means temperatures ranging from 40° to 90° or above.
- Bible: keep it with you all the time. It will be your most important lifeline for the week.
- Sleeping bag or other bedroll
- Air mattress or other cot
- Towels, washcloths, toiletries
- Your Rainbow Express material

A daily backpack

This optional suggestion is borrowed from some of our groups, and it has worked great for them. Have everybody bring a backpack with any or all of the following items:

- Extra Bibles to give away
- Small, basic first aid kit
- Trash bags for cleaning up while you are at Rainbow Express
- Water bottle (*very good idea*)
- Candy or small prizes to give away

Map to Mission Arlington

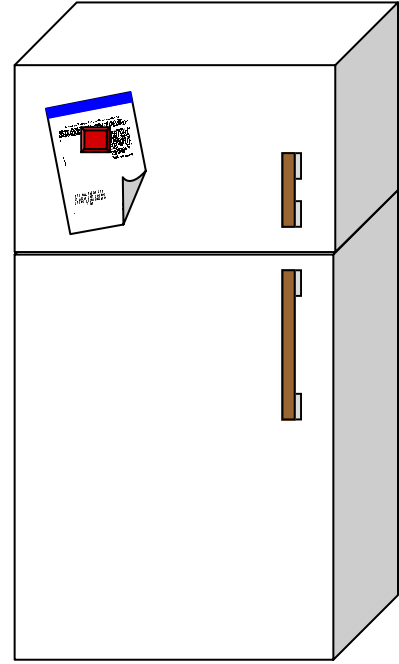


This map, which is not to scale, shows Mission Arlington/Mission Metroplex in relation to all of the major highways in and around Arlington.

The Refrigerator Sheet

FOR ALL PARENTS OF STUDENTS ATTENDING SPRING BREAK MISSION TRIP

For our Spring Break Mission Trip this year we will be going to Mission Arlington / Mission Metroplex in Arlington, Texas. We will be serving with Mission Arlington through participating in apartment churches, leading Rainbow Express (Mission Arlington's version of a Vacation Bible School), and a variety of work projects.



- **Mailing Address:** 210 W. South Street, Arlington, TX, 76010. (Note—you are welcome to send students mail while they are at Mission Arlington. On the outside envelope indicate the name of the student and the name of the church or school with whom they are on Mission Trip.)
- **Website:** www.missionarlington.org
- **Phone:** 817-277-6620
- **Fax:** 817-277-3388
- **E-mail:** mission@missionarlington.org

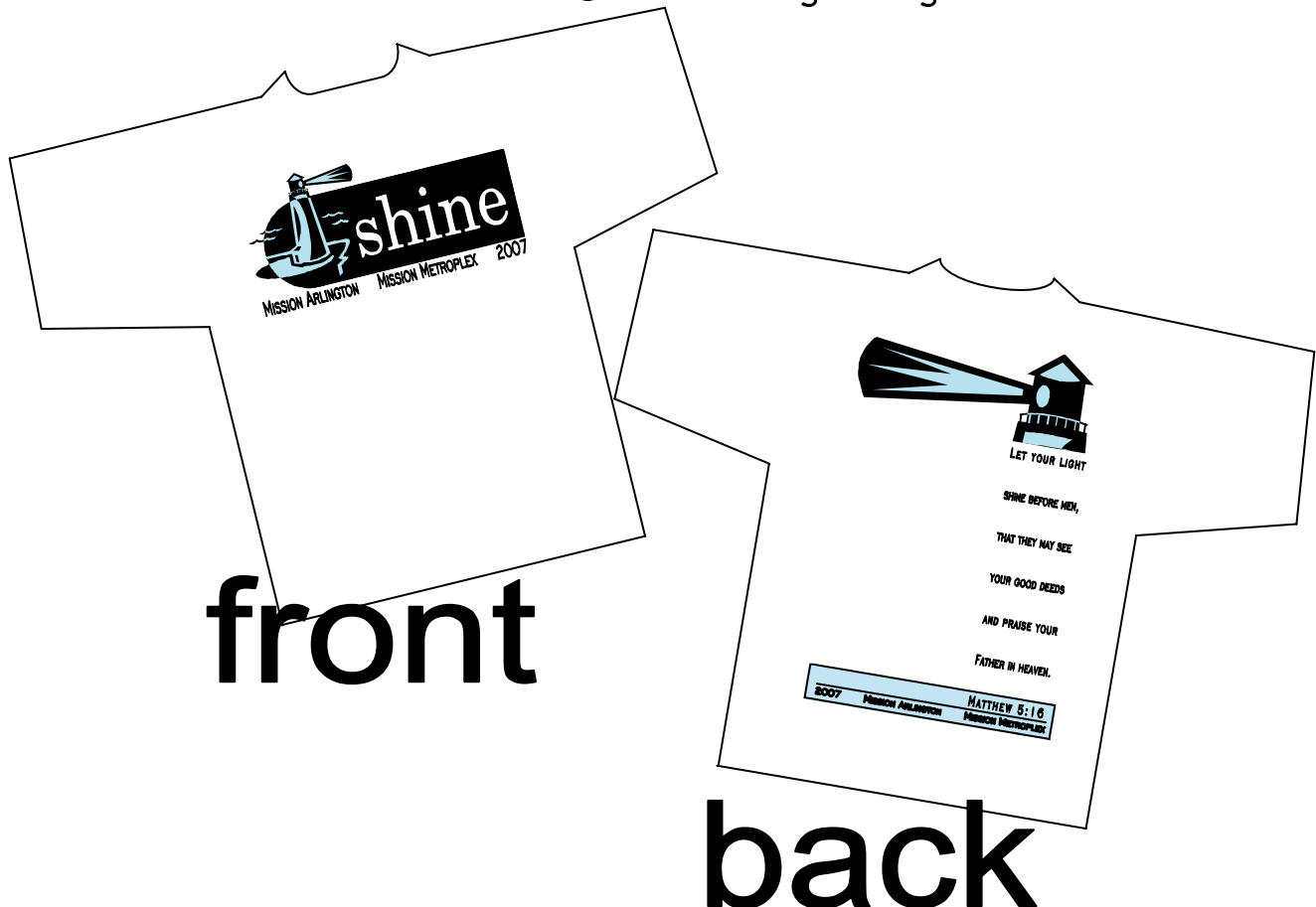
T-Shirts

Every year Mission Arlington/ Mission Metroplex makes mission trip t-shirts available for groups. Shirts are available in sizes from Adult Small to XXX-Large for \$8 each. The money goes to help fund Rainbow Express and the free summer camps we provide each year for the children and teenagers from the Mission Arlington apartment churches. The theme for this year's shirt is "Let your light shine." There are three ways to order shirts:

1. Buy them while you are here.
2. Pre-buy with check or credit card. We will have them here for you when you arrive.
3. Pre-buy with check or credit card. We will mail them to you. There will be an extra charge for shipping that will depend on how many shirts you purchase.

(An order form to use for pre-orders is on the next page.)

If you need more information about shirts, or to place an order, call Matt at 817-277-6620 or e-mail matt@missionarlington.org.





T-Shirt Order Form

Group: _____
Contact name and phone number: _____
Receipt needed: Yes No

Date of order: _____

Small _____
Medium _____
Large _____
X-Large _____
XX-Large _____
XXX-Large _____
Total: _____
X \$8.00= _____

Method of Payment:

- Check
 Credit Card

For those paying with Credit Card:
Card type: (please circle)



Name as it appears on card: _____

Billing address of credit card: _____

City, State, Zip: _____

Credit Card Number: _____

Expiration date: _____

Total amount to be charged: _____

T-shirt purchases are optional. You may turn this sheet in when you are here or pre-buy by:

- Printing and faxing this form, along with credit card information, to 817-277-3388.
- Printing and mailing this form, along with a check made out to Mission Arlington, to 210 W South St, Arlington, TX, 76010.
- Calling 817-277-6620 with credit card information and sizes.

Most groups pick up their shirts when they arrive here. If you prefer, we can also mail the shirts to you, with you paying the shipping. If you would like the shirts mailed, please call and ask for Matt Hart.

Section Two

Rainbow Express Training Materials

- Descriptions of each Rainbow Express team member's role
- Team rosters
- Sample attendance sheet
- Rainbow Express outline
- Tips for a successful Rainbow Express
- Tips for working with teenagers that attend Rainbow Express
- Tips for preparing to share your personal testimony

Prepare the Team

Rainbow Express works best with teams of about 10-15 at each location. If your group is larger, consider dividing into two or more teams, and each team will lead a Rainbow Express at a different apartment community. Each team needs at least one adult. If you have one or more teams sharing a vehicle, let the Mission Arlington staff know so they can assign sites accordingly. A brief description of each team member's responsibilities is given on the following pages.

Team Responsibilities

Each team member will be given one or more of the following responsibilities:

- Team Leader
- Small Group Teachers/Helpers
- Song Leader
- Memory Verse Teacher
- Large Group Leader
- Puppet Team Coordinator
- Game Leader
- Attendance Taker
- Youth Leader

Team Leader

- ◆ Be the prayer leader for your group. Pray for your team, the people you will encounter in Arlington, and for the Mission Arlington workers that are preparing the way and will be doing follow up.
- ◆ Be in constant communication with Mission Arlington staff as you plan. Ask questions and offer suggestions. Make sure extra activities you are planning do not conflict with your responsibilities at Mission Arlington.
- ◆ Pick a member of each team for each of the team responsibilities. Give each member of the team a copy of the Rainbow Express material. **Remember that each team member will be a small group teacher or helper.** If you have a limited number of workers, one person can do more than one task.
- ◆ Give each member of your team a complete Rainbow Express curriculum packet so that they all can be familiar with every aspect of the program. Make sure they are prepared for their particular assignment.
- ◆ Oversee the preparation of all other team members. Be very familiar with the lessons and activities for each day. Ensure that any advance preparation needed for crafts, memory verse activities, or closing activities has been done.

PREPARATION TIP—There is a blank team roster on the next page. Make one copy for each of your teams and write in who will be fulfilling each responsibility. These sheets should be passed out to each adult sponsor in your group and to Mission Arlington coordinators while you are here. These rosters will make it much easier to keep track of who is assigned where. (You will not be able to fill in the Rainbow Express sites until you are at Mission Arlington.)

Rainbow Express Team Roster: Team _____

Contact Cell Phone Number:

AM Rainbow Express Site:
(to be filled in at Mission Arlington)

PM Rainbow Express Site:
(to be filled in at Mission Arlington)

Adult Sponsor(s):	
Team Leader:	
Large Group Leader:	
Song Leader:	
Memory Verse Teacher:	
Puppet Team Coordinator:	
Game Leader:	
Attendance Taker:	
Youth Leader:	
Small Group Teachers/ Helpers:	

Remember that one person can have more than one responsibility.

Small Group Leaders

- ◆ You will be telling the stories to your small group. Pray that God will prepare the hearts of the kids you will be sharing with to hear His message.
- ◆ Before you come, read all of the stories. Take the time to read them from the Bible and from the packet. Know each story well. As you tell the story have your Bible open to the story. **Never read to the kids word for word from the packet!**
- ◆ Help your children or youth to understand that the story they are learning comes from the Bible. The story you are telling is included at the front of each day's packet in two formats: word for word from Scripture, and then as an age-appropriate retelling for children. Be very familiar with the scripture and then use the retelling as a guide to communicate the themes to the children you are working with.
- ◆ Be excited about the story you are teaching. Have fun as you share the love of Christ. The kids need to know that you believe what you are saying and really want them to understand. Make eye contact with the kids and give them 100% of your attention and energy.
- ◆ Take the time to get to know the children in your small group. They need to know you care about them.
- ◆ Watch the kids as you teach. If you are losing their attention, try to involve them more. Make sure the kids hear the message.
- ◆ Review the story at the end by asking questions.
- ◆ All the lessons this week are about Jesus. Always have your Bible with you while you are leading your small group. Help the children understand that the stories you are teaching this week are true stories from the Bible that help us know how to follow Jesus.

PREPARATION TIP—It is often best to work in pairs. Have two workers in each small group. While one is leading the activity (telling the story, explaining the craft, etc.) the other can help children to listen, assist with crafts, and aid in other ways.

Song Leader

- ◆ You will be leading songs with your Rainbow Express group. Pray that God will help the kids to learn the songs so they can carry the message of Christ's love with them.
- ◆ There is a list of suggested songs at the end of this packet. You are not limited to doing only the songs in the list. Feel free to do any other children's songs that your group knows.
- ◆ Have songs chosen ahead of time that you will sing each day. You can take requests, but have a list of songs ready.
- ◆ Sing "stand up" songs with lots of motions first, then sing "sit down" songs to prepare the children for the puppet show or Bible story.
- ◆ Be sure all of the team members know the songs you are going to sing. All team members should sing with enthusiasm.

Memory Verse Teacher

- ◆ Pray that they will learn the verse of the week, so they can carry a piece of the Bible with them always.
- ◆ The verses of the week are: ***If you confess with your mouth that Jesus is Lord and believe in your heart that God raised him from the dead, you will be saved. Romans 10:9*** (for younger children) and ***If you confess with your mouth that Jesus is Lord and believe in your heart that God raised him from the dead, you will be saved. But how can they call on him to save them unless they believe in him? And how can they believe in him if they have never heard about him? And how can they hear about him unless someone tells them? Romans 10:9,14*** (for older children)
- ◆ The children will have two opportunities to hear the memory verse each day: once in the opening time in a large group and once after the story time in a small group. You will be responsible for leading the memory verse activity in the large group.
- ◆ Read through the suggested activities ahead of time. Some require additional planning and/or materials. Make sure you have what you need.
- ◆ Make sure everyone on your team knows the activities you plan to use. Help the other small group leaders decide which memory verse activities they will do each day.
- ◆ Do not simply lead the activities as they are described in the packet. Spend time explaining. Help the children understand what the memory verse means.

PREPARATION TIP—Bring a poster with the memory verse to teach the kids the words. This is an extremely useful visual aid. There is a one-page poster at the end of the packet. Make sure each small group has one copy. Make a larger, posterboard size for use with the large group.

Puppet Team Coordinator

- ◆ Puppets can attract people to Rainbow Express and are a tool to share the message of Jesus. Pray that God will use your puppet shows to reach people.
- ◆ You need 3-4 people from your team to use a puppet for each show. Assign each person a “voice” (i.e. know who is singing the lead and who is doing the background).
- ◆ You will receive a CD of puppet songs to lip sync along with when you arrive at Mission Arlington. Use a few minutes each evening to practice the next day’s songs.
- ◆ The words to these songs are in the back of the packet. These songs talk about the messages of the stories. You are not limited to these songs. You can bring additional puppet songs or short skits to use. If you are going to use additional songs or skits, please let the Mission Arlington Staff know.
- ◆ Bring a battery-powered boom box for each team. If this is not possible, Mission Arlington will provide boom boxes when you arrive.

PREPARATION TIP—If at all possible bring a loud, portable, battery operated CD player for each team with you when you come.

Attendance Taker

- ◆ Pray for the children that will attend your Rainbow Express and for the Bible Study leaders that will follow-up with the children.
- ◆ The multi-housing communities where you will hold Rainbow Express are places with ongoing Mission Arlington Bible Studies, After School Programs, and other activities. The information you gather will be a valuable resource for the Mission Arlington teams doing follow-up after you are gone.
- ◆ THIS IS AN EXTREMELY IMPORTANT JOB! We need to know about every child that comes and where they live so that we can get them involved in weekly Bible study. Also, if a child accepts Christ as their Savior or needs special attention, you will mark this on the attendance sheet so that the appropriate follow-up takes place.
- ◆ As children arrive on the first day of Rainbow Express, ask for their name (first and last), age, apartment number, and building number (if applicable). *Please do not allow children to write on the attendance sheet.* Please neatly write down the information they give you.
- ◆ Be sure you have the attendance sheets before you depart for the site each day. Make sure you turn in these sheets after Rainbow Express each day.

PREPARATION TIP—There is an example of a Mission Arlington attendance sheet on the next page. These sheets will be provided by Mission Arlington when you are here.

Apartment Church: Cooper Valley Apartments

Week of: March 14th-17th

First Name	Last Name	Age	Bldg	Apt	Mon	Tue	Wed	Thu	Saved	Comments
Andrea	Perez	9		227	X		X			
Judith	Perez	5		227	X		X			
Adriana	Hernandez	12		274	X					
Claudia	Hernandez	11		274	X					
Christian	Becerra	10		176	X					
Max	Hernandez	7		156	X		X			
Sugei	Loera	8		170	X		X			
Sarai	Flores	6		170	X		X			
Juan	Martinez	11		150	X		X	X		wants Bible
Karen	Orta	10		198	X		X			
Luis	Orta	5		198	X		X	X		
Cynthia	Hernandez	14		226	X		X			
Melissa	Hernandez	5		226	X		X			
Roberto	Hernandez	2		226	X		X			
Brenda	Cervantes	10		121	X		X	X		
Jesus	Morano	8		201	X					
Diana	?	5		185	X					
Clara	Martinez	11		243	X		X			
Laura	Becerra	9		176	X		X			
Saira	Hernandez	7		274	X					
Noami	Hernandez	4		274	X					
Lorena	Becerra	8		176	X		X			
Jose	Esparca	9		214	X		X			
Sergio	Sanchez	9		115	X		X			

Large Group Leader

- ◆ Pray for the children you will be teaching. Pray that this week will change their lives.
- ◆ It is your responsibility to help the program flow from one activity into the next activity while in a large group.
- ◆ At the beginning of each day, lead a brief introduction to help transition into the small group times. During the opening time, ask the kids questions about what they learned the day before. See if any of them know the memory verse.
- ◆ Keep the kids involved and interested in everything you do.
- ◆ Always have your Bible with you while you are leading the large group. Help the children understand how much you love your Bible.

Games Leader

- ◆ Be prepared to play some games before Rainbow Express begins as a way to gather and meet children. Play again afterwards to allow more interaction time with those that have come.
- ◆ Kids are more likely to listen to and interact with people who they know care about them. Playing games is one way to build relationships with the kids. Pray that God will use the game time to build relationships between your team members and the children.
- ◆ Find ways to incorporate the concepts of the memory verse and lessons for each day into games you are playing.
- ◆ There is a list of games at the end of this packet. You are not limited to the games on the list. Decide which games you are going to play each day. Involve everyone. Have some games prepared to play with older children and other games prepared to play with younger children.
- ◆ The apartment managers in the places you will be serving have asked Mission Arlington not to use regular balls or Frisbees or anything else that could potentially break windows in the apartment communities. If you want to use these items, bring soft, Nerf® type balls and toys that cannot cause any damage.

Youth Leader

This is a new position created to help your group share the gospel with the teenagers that will often gather around the periphery of your Rainbow Express. Choose two people (if possible one male and one female) to be ready to work with any youth.

- PRAY! Youth have always been a part of Rainbow Express, because groups like yours have always worked at making friends with the older students that hang out around your activities. However, we have really felt led this year to make a concentrated effort to expand the scope of Rainbow Express to include youth. Ask God to use the Rainbow Express that you lead exactly as He would desire.
- Be sensitive to the youth. Some may enjoy participating in parts of the regular Rainbow Express program, especially if they have younger siblings that are attending or if they are involved in helping in some way. Others will feel more comfortable staying completely separated from the children for the entire time.
- Be flexible. Every apartment community is different and every teenager is different. You might have no teenagers, you may have one, and there might be a dozen. Be prayerfully ready for whatever happens.
- Be sure to report any youth that attend on the Rainbow Express attendance sheet so that the Mission Arlington missionaries can effectively follow up.

There is no sure-fire method for working with youth, but here is one possible suggested schedule for a youth Rainbow Express:

While the children are:	The youth leaders are:
in opening large group: singing, puppets, memory verse, etc.	meeting any teenagers, going with them to invite their friends, etc.
in small groups: story, crafts	having the youth help to pass out craft supplies to children's small groups, then gathering in their own location. Lead a Bible Study based on the children's Bible Story for the day. Help the youth learn the memory verse.
in games time	having their own youth recreation time. See <i>Tips From A Mission Arlington Missionary</i> for ideas.

The Plan:

What to do at Rainbow Express

- ◆ Begin by gathering the children. The game leader and attendance taker will wait for the children at the site. All other team members need to **knock on doors**.
- ◆ As the children arrive, begin playing games. **Write down each child's name and apartment number** on the attendance sheet.
- ◆ After finishing the games, begin singing **songs**. You may want to sing a couple of songs, then do a puppet song, then sing another song, then a puppet song. This will give the puppet team a chance to rest their arms in between songs.
- ◆ A couple of students share their **testimony**.
- ◆ Ask for prayer requests and pray.
- ◆ The Memory Verse leader will lead the children in learning the memory verse during the first **memory verse activity**.
- ◆ Divide up into **small groups**, as small as you can depending on the number of children and people in your group. During this time you will tell them the **story**, make your **craft**, and do another **memory verse activity**.
- ◆ Each small group will lead a closing activity for their small group.
- ◆ Reassemble for a large group **closing time**. The Large Group Leader will lead a short review time to help wrap up the day's activities.
- ◆ Play **games** until it is time for Rainbow Express to end.
- ◆ Pass out **snacks** to each child and **walk them home**.
- ◆ **Pick up trash** and make sure your Rainbow Express site is clean before you leave.

Tips for a Successful Rainbow Express

- ◆ PRAY! This is what will make or break your week. Everything you do must be bathed in prayer.
- ◆ When you first get out to the apartment community, everyone needs to go door to door and round up the children. Some children will come early, so one or two people need to be ready to stay at the site to play games with the children (rather than knock on doors).
- ◆ Parents and older youth will probably stand around the perimeter. Get to know them, talk with them, and invite them to the Bible study at that particular apartment complex. You will receive the information about these Bible Studies when you are here.
- ◆ The opening and closing Large Group Times can be a difficult time to keep the children's attention. The more energy, preparation, and creativity you put in, the more interested and involved the children will become.
- ◆ Be sure you are always with the children. You can make a difference in their lives this week. They want and need your undivided attention.
- ◆ Love all the children. Try to get to know each of them.
- ◆ Remember that you have important jobs to be done. Don't forget your responsibilities.
- ◆ If you are not leading the singing or telling the story, sit among the children.
- ◆ Have fun! If you are having fun, the children will have fun. Likewise, if your attitude isn't the best, they will imitate your attitude.
- ◆ Everyone needs to make sure that every child and his/her apartment number are on the attendance list.
- ◆ Everyone work together and help each other.
- ◆ PRAY! Remember to **pray without ceasing** the whole week.

Tips About Working With Youth From A Mission Arlington Missionary

As you are out on property gathering the younger children for Rainbow Express, inevitably you will see older youth who could care less about hanging around with the little kids. Some of these youth will, however, hang out around the periphery of your Rainbow Express acting, of course, like they're not interested. But don't be fooled. If they're hanging out, they are interested. Maybe it's not easy to walk up to a young person whose hair may be pink, with earrings and tattoos in places they don't belong, and strike up a conversation. Or maybe they're gang wannabes, wearing the right gang colors, but in reality, they're just kids inside.

I pray that these tips, which have been effective in reaching youth in the apartment communities where we minister, will give you some guidance on ways to engage these youth in non-threatening ways.

- Introduce yourself: Don't wait for the youth to walk up to you—it won't happen. You (2 or 3 of you) should walk up to them, stick out your hand to shake theirs & introduce yourself. If you're meeting guys, invite them to throw the football, play soccer, or even wall-ball (at an appropriate place). Try to do this event somewhat removed from the younger kids because they may get distracted. If you're meeting girls who aren't interested in football, soccer, or wall-ball, just be prepared to sit with them and get to know them.
- Engage them: Maybe they can help you unload, carry boxes, pick up trash, help translate (lots of Spanish speaking kids will be attending Rainbow Express), play with the younger kids after Rainbow Express is over, etc. During this time, you will continue to get to know them.
- Develop a Relationship: Remember that in Jesus' ministry, he met physical & emotional needs a lot of time before he addressed a person's spiritual needs. Don't be judgmental even if their looks, language, or conversation startles you. Hopefully you will have four days with them, so get to know them and when the Spirit leads you, begin the conversation about a relationship with Christ. Don't make assumptions about whether or not they are believers. You'll come across both.
- Make Them Feel Special: You want them to know that you have planned this time for them. Come prepared with football, soccer ball, basketball, etc. Maybe bring an additional snack for them. Sit around with the youth & munch on chips or cookies while you get to know them. Bring a few Bibles (pick an easy to read translation like NIV) so as one reads they can all follow along. Keep the actual lesson time short—most of the time should be spent getting to know them & discussing the lesson.

NOTE—Keith & Julie, who wrote these tips, lead a team that has church in more than a dozen apartment communities in East Arlington and Grand Prairie. The teenagers from their apartment churches help to teach Bible Studies, train other teenagers, and lead Rainbow Express mission trips in several languages.

Tips on Preparing Your Testimony

- ***Be Brief***—Remember the age of the children you are working with. They have short attention spans. You want them to understand and remember your point. The longer you talk, the less they may walk away with. Your goal should be not more than five minutes each for two testimonies, six to seven minutes for one, tops.
- ***Be Simple***—Your children will not understand the phrase “I used to really struggle with trying to keep the reprobate, carnal impulses of my fleshly nature under control until I accepted the sanctifying work of the Lamb on the cross”. They will understand “When I pray and ask Jesus for help, He helps me do what God wants me to do”. Avoid the temptation to speak *churchese* while you share. Talk like you really talk.
- ***Be Animated***—Let your love for Jesus show in your words, face, gestures, and tone of voice. If you share your testimony like you would share a school report on 18th century garbanzo bean farming techniques, the children will not care. If you are excited about what Christ has done in your life, the children will be too.
- ***Be Excited***—Sometimes there is a temptation to think that your personal testimony may not be as interesting as somebody else’s. Remember that we never need to compare our relationship with Christ to another. It took just as much of Jesus’ sacrifice to save us as it did any other human being on the planet. Be excited and grateful for what God did in your life, whether it happened as an adult in prison or a five-year-old in Sunday School.
- ***Be Prayerful***—Like everything else you do this week, sharing your testimony must be bathed in prayer. Ask God to give you the right words and demeanor. Ask Him to prepare the hearts of the people that will be hearing.
- ***Give God the Glory***—This may sound obvious: but remember to make your testimony about God. Your testimony is not about the bad things you used to do. It’s not about the good things you do now. It is about the change that Jesus brought in your life. It is about His sacrifice and His forgiveness. Make sure people walk away from your testimony impressed by Jesus, not by you.

Section Three

Rainbow Express Curriculum

Stories, crafts, memory verse activities, and opening/closing activities for all four days of Rainbow Express

Day One

God Speaks

- Large Group
 - Songs
 - Puppets
 - Testimony
 - Memory Verse: Fast and Slow
- Small Group
 - Story: Hezekiah and Isaiah
 - Theme: God Loves Us and Promises to Help Us
 - 2 Chronicles 32:1-22
 - Craft
 - Memory Verse Review
- Large Group
 - Story review questions

Day One

Pre-Rainbow Express Gathering

You will begin each day by knocking on doors and then playing games to help attract children to your Rainbow Express.

Song Time/Puppets

When it is time to begin your activities, have all the children sit down in a large group. It would be helpful to bring a tarp for them to sit on. When the children are together and seated on the tarp, begin your song time.

The Song Leader will come to the front of the group to lead songs. One or two others may also want to come to the front to help show motions. Be sure to have several songs ready to sing and that everyone in the group knows the songs.

TIP—The Large Group Leader should serve as a sort of “master of ceremonies” to keep each activity flowing smoothly. He should not, however, tell the day’s Bible story. That will go much smoother in the small group time. Children listen more attentively in smaller groups.

During this time you will also have the puppets sing their song(s). Doing the puppet show in between songs can help keep the children’s attention. You are provided with one song for each day. If the children are responding well and enjoying the puppet music, it is okay to perform more than one of the songs and repeat the songs from day to day.

Testimony

The theme for this whole week of Rainbow Express is *God Speaks*. Each day you will be sharing stories, songs, crafts, and other activities that help the children understand what it means that the God of the Universe loves them enough to speak to them and wants to have a personal relationship with them. Obviously, this is an incredibly personal decision. It is important that the children and youth that attend your Rainbow Express understand that a personal relationship with Christ is a very important reality for the members of your group. Every day during the opening time one or two members of your group can share a short version of their testimony in front of the large group. The goal is to let the children see how listening and obeying as God has spoken in your life has made a practical and meaningful difference. *(For help on sharing in a way that will be age-appropriate and meaningful with children, each person who plans to give their testimony should read the sheet Tips on Preparing Your Testimony in the training materials section of this packet.)*

Day One

Memory Verse Activity

When the Large Group Leader finishes his opening time, the Memory Verse Teacher will come to the front to lead the memory verse activity. The large group memory verse activity for day one is “Fast and Slow”. Have your poster of the memory verse available. Read through the verse all together several times to practice. Practice saying the memory verse faster and faster. Try saying it slower and slower. Say it in “slow motion”, using exaggerated hand motions and deep slow motion voices.

Introduction of Today’s Story

When the memory verse teacher is finished, the Large Group Leader will return to the front to provide a brief introduction to the day’s theme and story. Each day you will re-introduce the concept that God loves us and shares that love with us for children that are attending for the first time. A good general introduction is provided in italics below. Each day a couple of paragraphs are also included to serve as a guide for leading this conversation. As with every element of the curriculum, this is simply here as a reference point. Please adapt to your own words rather than reading to the children from this page. When you finish the introduction time, divide the children into small groups.

General Intro

This week we are going to be learning about messages from God. Everybody knows that it is fun to get mail. Don’t you like receiving letters from grandparents, aunts, or uncles? Well, we have mail from God. Did you know that? This Bible that I am holding is like a letter from God. God loves us, and likes to share with us. The Bible is one of the main ways that He does that.

This week we are going to learn about some of the messages that God gave us in the Bible. We are going to see that the Bible is about God’s love for us, and that He sent His son Jesus so that we could know about His love.

We can be followers of Jesus if we ask Him to forgive the bad things that we have done and come into our lives. Then, Jesus becomes a part of our lives. He helps us to follow what God wants us to do. Jesus wants us to know how we can live like God wants us to live.

All this week we are going to be learning about God’s messages to us.

Day One Intro

One of the most basic and important things God taught us is that He loves us. Sometimes people think that God does not love them because He is really far away, or super busy, or too big and important. God wants us to know that He loves us very much. In fact, the Bible teaches us that nothing can separate us from God’s love. Today in your small groups you are going to learn about two friends who were in great danger, but trusted in God’s love to save them.

Day One

Small Group Story Time

The text provided here is to serve as a guide for you while you tell the story. Read it through several times and be able to tell it from memory. It is not important to be able to recite this story word-for-word. Your goal is to be able to relate the story to a level children will understand. Use the wording included here as suggestions to help you make these concepts understood by elementary age children. Feel free to adapt these words to fit well with your own style.

Today's Story: Hezekiah and Isaiah
2 Chronicles 29-32, Isaiah 36-37, Isaiah 54:10

This week we are learning about God's messages of love to us. Today's story is about a king and his friend and how God saved them when they were in great danger. God loved them very much and took care of them when they were in trouble.

Hezekiah was the king a long time ago of a country called Judah. Hezekiah had a helper. A man named Isaiah became Hezekiah's friend. Isaiah was another man that loved God, and he was a prophet. A prophet is a person that God gives special messages about things that are happening or that are going to happen. Isaiah worked together with the king to teach the people about God.

One day, Hezekiah received terrible news. An army of evil soldiers called the Assyrians was coming to destroy them. The Assyrians had already begun to attack the country of Judah and capture its smaller cities. Soon, the Assyrians arrived at the city where Hezekiah lived. The great Assyrian army made a huge circle all the way around the city. Then they waited for the order to attack.

King Hezekiah went to work. He strengthened the tall wall that went all the way around the city to protect it. He put soldiers in charge of teaching the city's people how to fight when the time came. He called all the people of the city together.

"Don't be afraid," Hezekiah told the people. "The Assyrians might seem strong, but our side is more powerful. They have only their own strength, but we have God protecting us." Hezekiah knew that God loves His people. He is there to help us, even when really bad things are happening all around us. The people became less afraid, because they knew that Hezekiah was right. They believed that God would protect them.

The king of the Assyrians wrote a letter to Hezekiah and the people in the city. Some of the Assyrian soldiers came and read the letter out loud in front of the city so that everybody could hear it. "Do not think that God will save you. We are the mighty Assyrians. Nobody is stronger than us. Your god cannot save you or your city."

Hezekiah was so upset that he tore his clothes to show his sadness. He knew that he needed God's help. He prayed that God would save the people from the dangerous Assyrian army. "Quickly," Hezekiah told some of his servants "go

Day One

find Isaiah. We know that God heard all the terrible things that the Assyrian army said. Ask God to save us from them.”

Isaiah had been praying too. He asked God to tell him what was going to happen. When the king’s servants found him, he had a message ready. “Tell King Hezekiah that this is what God says: Do not be afraid about the things these men have said. I am going to send the Assyrian king away and destroy his whole evil army.”

The next day the king of Assyria received an important message. He had to leave to go take care of some of his own problems. Before he left, the Assyrian king sent another letter to Hezekiah. “Do not think that just because I am leaving you are safe. God cannot save you. My army will still destroy your city. I have destroyed lots of cities, and God cannot stop me from destroying you.”

Hezekiah took the letter to the church. He opened it and prayed to God for help. “God, I know that you are stronger than any army on Earth because you made the whole Earth,” he prayed. “Save us from our enemies so that all the people will know that you are God.”

God answered the king’s prayer. Isaiah sent Hezekiah a message that God promised to save the people. That night the king and everybody in the city went to sleep, still surrounded by the Assyrian army. When they woke up the next morning, there wasn’t a single Assyrian soldier left. During the night God had saved His people. Hezekiah, Isaiah, and all the people happily prayed and thanked God for saving them.

Every time that Hezekiah was in trouble, he prayed. Then God would send Isaiah good news that He was going to help. In fact Isaiah got some of the best news of all. God gave him a message even better than saving the city from the evil Assyrians. What could be better than that?

Just like the city had a problem with the Assyrians, we all have a problem: our own mess-ups. The Bible tells us that we all do bad things sometimes. We do, think, and say things that are very different from what God would want us to do. Because of these bad things we do, things the Bible calls sin, we push ourselves away from God, even though He loves us so much.

God wants to be our best friend. He wants to help us and teach us, even when we mess up and bad things happen to us. That’s why Isaiah’s messages were full of such good news. Once, God told Isaiah that even if the mountains were shaken and all the hills fell over, nobody would ever be able to shake His love for us. (Isaiah 54:10.) God promised that if we listen to Him and come to Him he will help us and make a promise to love us for ever. (Isaiah 55:3) Most importantly of all, God promised that He would send His own son, Jesus, to come to make a way to save us from our sins. God promised that Jesus would take the punishment for the bad things that we have done.

That’s exactly what happened. Just like God had promised to Isaiah so long ago, Jesus came to help us. He died on the cross to take the punishment for our sins. Then He came back to life to make a way for all of us to be with God. Now we can let Jesus be a part of our lives. He will help us forever.

Day One

Each day you will close the story time with an invitation to accept Jesus. Say something like this: God wants everybody to follow Him. The problem is that sometimes we do bad things that the Bible calls sin. A sin is any thing that we do that God does not want us to do. God still loves us, even though we sin. That's why Jesus came. Jesus was killed on the cross to be punished for our sins. Then on the third day He came back to life. Now, for anybody that asks, Jesus will take away our sins and become a part of our lives. He will help us to follow Him. The Bible says that if we believe Jesus in our hearts and follow Him, He will save us from our sin and help us to follow God. Then one day we will be with Him in heaven. Anybody that wants to choose to follow Jesus can do that today. We would love to help you know how.

Prayer Time

Take this time after the story to pray with the children in your small group. Ask them for things they would like to pray about. Tell God how awesome He is. Ask Him to help you and the children in your small group to listen to God and obey Him. Pray that the children in your group will get to know God and feel the love He has for them.

Craft

While still in your small groups, lead the children in making the craft or filling out the activities packet for the day. The craft time is not only a way to reinforce the lesson, but it also allows time to get to know the children in your small group. During this time, ask them questions about their families, friends, and school. Invest in their lives. For today's craft time you will give each child an activity packet with pictures to color and various puzzles to solve.

Supplies needed: crayons, 1 activities packet for each child

Note—an activities packet for days 1, 2, & 4 is included in the Supplements and Handouts portion of this curriculum. These pages are copyright free and available for reproduction. You may also find additional resources such as more coloring pages by searching on-line or using Bible coloring pages. We will have some copies of these types of additional materials available for you here during your trip. Day 3 you will be making a bead necklace to share the plan of salvation instead of packets.

Memory Verse Activity

Each day the small group time will include a Memory Verse Activity. The Memory Verse time is one of the most important activities of the day. We want these children to remember God's word and why it is important to them. A list of potential activities is included in the Supplements and Handouts portion of this

Day One

packet. Use a different idea from that list each day to help the children learn the words of the verse and to explain why it applies to their lives. (Some require extra preparation, so be sure to review the list in advance.) The memory verse for this week is:

English for younger children

If you confess with your mouth that Jesus is Lord and believe in your heart that God raised him from the dead, you will be saved.

Romans 10:9

English for older children and youth

If you confess with your mouth that Jesus is Lord and believe in your heart that God raised him from the dead, you will be saved. But how can they call on him to save them unless they believe in him? And how can they believe in him if they have never heard about him? And how can they hear about him unless someone tells them? Romans 10:9,14

Spanish for younger children

. . . si confiesas con tu boca que Jesús es el Señor, y crees en tu corazón que Dios lo levantó de entre los muertos, serás salvo.

Romanos 10:9

Spanish for older children and youth

. . . si confiesas con tu boca que Jesús es el Señor, y crees en tu corazón que Dios lo levantó de entre los muertos, serás salvo. Pero, ¿cómo van a llamarlo, si no confían en él? ¿Y cómo van a confiar en él, si nada saben de él? ¿Y cómo van a saberlo, si nadie les habla acerca del Señor Jesucristo?

Romanos 10:9,14

Wrap Up

Each day you will end your Rainbow Express in a large group session. Have all the children return to the tarp where you started. Sometimes the movement from small groups to large group becomes distracting, especially to younger children. If you find your children becoming noisy as you return to your large group, consider singing a few songs to help everybody focus again.

TIP—There are one page posters with the memory verse for older and younger children in English and in Spanish in the Supplements and Handouts portion of this packet. Having a copy of the one page memory verse poster with you can help you teach the verse.

Day One

The last thing you will do before games and snacks is to review the memory verse and the day's lesson. Have the large group leader give a brief re-telling of the day's story. As you tell the story, frequently pause to let the children answer questions and fill in the blanks about the lesson. When you finish reviewing the story, have everybody say the memory verse together one last time.

Game Time/Snacks

When you are finished, pray together and be ready to play games until the end of the Rainbow Express program. After the game time, pass out snacks, clean up the area, and walk everyone home. Return to Mission Arlington to turn in your materials and attendance sheet.

Day Two

God Speaks

- Large Group
 - Songs
 - Puppets
 - Testimony
 - Memory Verse: Loud and Soft
- Small Group
 - Story: Elijah
 - Theme: God Wants Us to Follow Him
 - 1 Kings 18:16-45
 - Craft
 - Memory Verse Review
- Large Group
 - Story review questions

Day Two

Pre-Rainbow Express Gathering

You will begin each day by knocking on doors and then playing games to help attract children to your Rainbow Express.

Song Time/Puppets

When it is time to begin your activities, have all the children sit down in a large group. It would be helpful to bring a tarp for them to sit on. When the children are together and seated on the tarp, begin your song time.

The Song Leader will come to the front of the group to lead songs. One or two others may also want to come to the front to help show motions. Be sure to have several songs ready to sing and that everyone in the group knows the songs.

TIP—The Large Group Leader should serve as a sort of “master of ceremonies” to keep each activity flowing smoothly. He should not, however, tell the day’s Bible story. That will go much smoother in the small group time. Children listen more attentively in smaller groups.

During this time you will also have the puppets sing their song(s). Doing the puppet show in between songs can help keep the children’s attention. You are provided with one song for each day. If the children are responding well and enjoying the puppet music, it is okay to perform more than one of the songs and repeat the songs from day to day.

Testimony

The theme for this whole week of Rainbow Express is *God Speaks*. Each day you will be sharing stories, songs, crafts, and other activities that help the children understand what it means that the God of the Universe loves them enough to speak to them and wants to have a personal relationship with them. Obviously, this is an incredibly personal decision. It is important that the children and youth that attend your Rainbow Express understand that a personal relationship with Christ is a very important reality for the members of your group. Every day during the opening time one or two members of your group can share a short version of their testimony in front of the large group. The goal is to let the children see how listening and obeying as God has spoken in your life has made a practical and meaningful difference. *(For help on sharing in a way that will be age-appropriate and meaningful with children, each person who plans to give their testimony should read the sheet Tips on Preparing Your Testimony in the training materials section of this packet.)*

Day Two

Memory Verse Activity

When the Large Group Leader finishes his opening time, the Memory Verse Teacher will come to the front to lead the memory verse activity. The large group memory verse activity for day two is “Loud and Soft”. Have your poster of the memory verse available. Read through the verse all together several times to practice. Practice saying the memory verse together. Slowly begin to increase the volume. Divide the children into two or more teams. Have them try saying the verse together as a team. See who can say it loud and who can say it soft. Try playing Telephone by having all the children sit in a circle. Have the verse travel around the circle by having each child whisper the next word in the verse to their neighbor.

Introduction of Today’s Story

When the memory verse teacher is finished, the Large Group Leader will return to the front to provide a brief introduction to the day’s theme and story. Each day you will re-introduce the concept that God loves us and shares that love with us for children that are attending for the first time. A good general introduction is provided in italics below. Each day a couple of paragraphs are also included to serve as a guide for leading this conversation. As with every element of the curriculum, this is simply here as a reference point. Please adapt to your own words rather than reading to the children from this page. When you finish the introduction time, divide the children into small groups.

General Intro

This week we are going to be learning about messages from God. Everybody knows that it is fun to get mail. Don’t you like receiving letters from grandparents, aunts, or uncles? Well, we have mail from God. Did you know that? This Bible that I am holding is like a letter from God. God loves us, and likes to share with us. The Bible is one of the main ways that He does that.

This week we are going to learn about some of the messages that God gave us in the Bible. We are going to see that the Bible is about God’s love for us, and that He sent His son Jesus so that we could know about His love.

We can be followers of Jesus if we ask Him to forgive the bad things that we have done and come into our lives. Then, Jesus becomes a part of our lives. He helps us to follow what God wants us to do. Jesus wants us to know how we can live like God wants us to live.

All this week we are going to be learning about God’s messages to us.

Day Two Intro

Yesterday we learned about God’s message that He loves us. The whole Bible tells the story of God’s love for us. Part of that message is that since God loves us

Day Two

so much, He wants the very best for us. God knows that we make mistakes. He knows that we make bad choices, and that those bad choices cause problems in our lives. God wants to help us know the right choices to make. He wants us to live a life that is as full and wonderful as He created us to live. God knows that the way for us to live that life is by following Him. Today we are going to learn about a man named Elijah. God sent Elijah to a place called Israel with the important message that they should follow Him.

Small Group Story Time

The text provided here is to serve as a guide for you while you tell the story. Read it through several times and be able to tell it from memory. It is not important to be able to recite this story word-for-word. Your goal is to be able to relate the story to a level children will understand. Use the wording included here as suggestions to help you make these concepts understood by elementary age children. Feel free to adapt these words to fit well with your own style.

Today's Story: Elijah 1 Kings 18:16-45

This week we are learning about believing God's message. Yesterday we learned the message that God loves us, no matter what happens. We learned how God sent messages to Isaiah to help save his city from an evil army. Today we are going to learn about another message God gives us: that it is important to follow and obey Him.

The man in today's story is named Elijah. Elijah lived many years ago in a place called Israel. The Israelites were an unhappy people in those days who were ruled by a horrible King Ahab. King Ahab hated the one true God. He believed in a pretend god called Baal. The King worked to turn the whole country away from serving the one true God and lead them to worship Baal. The king's wife, Queen Jezebel, worked to find all the priests who still taught the Israelite people about our real God and had them killed.

The wickedness that Ahab and Jezebel brought to Israel created huge problems for the people. You know that when you are behaving well, you feel happier. When you are not behaving well, you get in trouble and you start to feel sadder and sadder. That is what was happening to the whole country of Israel. As the people disobeyed God's instructions more and more, they became sadder and sadder. That is why God sent Elijah to help the people. He came to tell them that their lives would be so much better if they would just allow God to help them. Elijah knew that God loves us and wants to help us. God made it Elijah's mission to share that message with the Israelite people.

Elijah went to King Ahab. He gave him a strong warning message from God. Elijah told Ahab that because he was not listening to God, God was not going to send any rain to Israel until Elijah asked Him. That way, the king would know that the one true God really has the power and would listen to Him again. Ahab did

Day Two

not believe Elijah. He still did not turn to God. Because the people would not listen to Him, God did not let it rain in Israel for three years.

God knew that the most important thing that the Israelites needed to learn was that He was the only real God. He wanted to show the people that Baal, whom they worshipped, was just a pretend god. Elijah decided to challenge King Ahab and all the preachers that believed in Baal to a contest. He would prove to them that God is the one true God.

Elijah told Ahab to bring all the people of Israel and all the preachers of Baal to the top of a mountain called Mount Carmel. There, Elijah would prove to them that God is the one to worship. Ahab agreed. Soon, all of Israel gathered at Mount Carmel. Elijah spoke to all of the people. “How long will you keep changing your minds back and forth about who to worship?” He asked. “If Baal were real, it would be right to worship him. But God is the only true god, and we should worship only Him.”

Elijah announced that they were going to have a contest between the one true God and the fake god Baal. He had the people build two big stone tables called altars. Then Elijah covered the altars with wood. “We are going to spread some meat out on both altars,” Elijah said. “But we are not going to set fire to the wood on either one. The preachers that believe in Baal can ask Baal to set the wood on fire to cook the meat on the altar for Baal. Then I will ask God to set the wood on fire and cook the meat on His altar. You will see that God is real.”

Elijah told the followers of Baal to go first. They began to pray that Baal would set the wood on fire. Of course, nothing happened, because Baal was not real. Baal’s followers began to worry. They started to pray louder and louder. Soon they were shouting. They began to dance around and sing. No matter what they did, nothing happened, because the god they were praying to was not real.

About lunch time, Elijah began to make fun of Baal’s followers. “You worship Baal like he is a god, but he doesn’t seem to hear you,” Elijah teased. “Maybe he is too busy, or on vacation.” Baal’s followers became more and more angry. No matter how they prayed to Baal, nothing happened. Soon the Israelite people were not even paying attention to them. All day long Baal’s people prayed and begged, but nothing happened.

Finally, evening came and Elijah had had enough. “Come here to me,” Elijah called to all the people. He gathered them around the altar to the one true God. While the people watched, Elijah dug a deep ditch around the altar. Then he did something that really surprised them. Elijah ordered huge jars of water to be poured all over the altar. Remember that water was really important to the Israelite people in those days because it had not rained for three years. Elijah kept pouring more water until all of the meat, all of the wood, and the altar were soaked. Soon even the ditch Elijah had dug was filled with water. The people were amazed. The water would make it impossible to start a fire on the altar.

Elijah stepped forward in front of all the people. He prayed in a loud voice so that everybody could hear him. “God, show these people that you are God. Please answer my prayer so that these people will see that you are God and will turn their hearts back to you.”

Day Two

As the people watched, God instantly answered Elijah's prayer. Fire fell down from the sky on to the altar that Elijah had built. The fire was so hot that it completely burned up all of the meat, the wood, and even destroyed the stones making the altar. The fire even turned all the water in the ditch to steam so that everything was gone. The Israelite people were amazed. They fell down on the ground and began to shout that they believed in the one true God. That evening, God sent a heavy rain to Israel, the first rain that had been there in three years.

The Israelite people were suffering because they were not following God's instructions. God loves us very much and wants to take care of us. He knows that when we do not listen to Him we get ourselves in trouble. When we do not obey God we do things that we think might make us happy, but really just cause us problems. That is why God wants us to follow Him. He loves us so much that He wants to help us know how to live. God sent Elijah to the Israelites to send them the important message that we can follow God because He loves us.

Many years later God would send a man named John, who was very much like Elijah, to announce another important message. John came and announced that Jesus had come to Earth. Jesus came to make a way for all people to follow God. God knew that we, just like the Israelites, let the bad things that we do get in the way of our friendship with Him. Jesus came and died on the cross so that He could make a way to take away the bad things we have done. Then Jesus came back to life and invited all people to follow Him. Now, when we accept Jesus, we can have a friendship with God.

Each day you will close the story time with an invitation to accept Jesus. Say something like this: God wants everybody to follow Him. The problem is that sometimes we do bad things that the Bible calls sin. A sin is any thing that we do that God does not want us to do. God still loves us, even though we sin. That's why Jesus came. Jesus was killed on the cross to be punished for our sins. Then on the third day He came back to life. Now, for anybody that asks, Jesus will take away our sins and become a part of our lives. He will help us to follow Him. The Bible says that if we believe Jesus in our hearts and follow Him, He will save us from our sin and help us to follow God. Then one day we will be with Him in heaven. Anybody that wants to choose to follow Jesus can do that today. We would love to help you know how.

Prayer Time

Take this time after the story to pray with the children in your small group. Ask them for things they would like to pray about. Tell God how awesome He is. Ask Him to help you and the children in your small group to listen to God and obey Him. Pray that the children in your group will get to know God and feel the love He has for them.

Craft

While still in your small groups, lead the children in making the craft or filling out the activities packet for the day. The craft time is not only a way to reinforce the

Day Two

lesson, but it also allows time to get to know the children in your small group. During this time, ask them questions about their families, friends, and school. Invest in their lives. For today's craft time you will give each child an activity packet with pictures to color and various puzzles to solve.

Supplies needed: crayons, 1 activities packet for each child

Note—an activities packet for days 1,2, & 4 is included in the Supplements and Handouts portion of this curriculum. These pages are copyright free and available for reproduction. You may also find additional resources such as more coloring pages by searching on-line or using Bible coloring pages. We will have some copies of these types of additional materials available for you here during your trip. Day 3 you will be making a bead necklace to share the plan of salvation instead of packets.

Memory Verse Activity

Each day the small group time will include a Memory Verse Activity. The Memory Verse time is one of the most important activities of the day. We want these children to remember God's word and why it is important to them. A list of potential activities is included in the Supplements and Handouts portion of this packet. Use a different idea from that list each day to help the children learn the words of the verse and to explain why it applies to their lives. (Some require extra preparation, so be sure to review the list in advance.) The memory verse for this week is:

TIP—There are one page posters with the memory verse for older and younger children in English and in Spanish in the Supplements and Handouts portion of this packet. Having a copy of the one page memory verse poster with you can help you teach the verse.

English for younger children

If you confess with your mouth that Jesus is Lord and believe in your heart that God raised him from the dead, you will be saved.
Romans 10:9

English for older children and youth

If you confess with your mouth that Jesus is Lord and believe in your heart that God raised him from the dead, you will be saved. But how can they call on him to save them unless they believe in him? And how can they believe in him if they have never heard about him? And how can they hear about him unless someone tells them? Romans 10:9,14

Day Two

Spanish for younger children

. . . si confiesas con tu boca que Jesús es el Señor, y crees en tu corazón que Dios lo levantó de entre los muertos, serás salvo.
Romanos 10:9

Spanish for older children and youth

. . . si confiesas con tu boca que Jesús es el Señor, y crees en tu corazón que Dios lo levantó de entre los muertos, serás salvo. Pero, ¿cómo van a llamarlo, si no confían en él? ¿Y cómo van a confiar en él, si nada saben de él? ¿Y cómo van a saberlo, si nadie les habla acerca del Señor Jesucristo?
Romanos 10:9,14

Wrap Up

Each day you will end your Rainbow Express in a large group session. Have all the children return to the tarp where you started. Sometimes the movement from small groups to large group becomes distracting, especially to younger children. If you find your children becoming noisy as you return to your large group, consider singing a few songs to help everybody focus again.

The last thing you will do before games and snacks is to review the memory verse and the day's lesson. Have the large group leader give a brief re-telling of the day's story. As you tell the story, frequently pause to let the children answer questions and fill in the blanks about the lesson. When you finish reviewing the story, have everybody say the memory verse together one last time.

Game Time/Snacks

When you are finished, pray together and be ready to play games until the end of the Rainbow Express program. After the game time, pass out snacks, clean up the area, and walk everyone home. Return to Mission Arlington to turn in your materials and attendance sheet.

Day Three

God Speaks

- Large Group
 - Songs
 - Puppets
 - Testimony
 - Memory Verse: Teams
- Small Group
 - Story: Jesus
 - Theme: Jesus is the Way to Follow God
 - Matthew 27:27-60, 28:1-10, 28:16-20
 - Craft
 - Memory Verse Review
- Large Group
 - Story review questions

Day Three

Pre-Rainbow Express Gathering

You will begin each day by knocking on doors and then playing games to help attract children to your Rainbow Express.

Song Time/Puppets

When it is time to begin your activities, have all the children sit down in a large group. It would be helpful to bring a tarp for them to sit on. When the children are together and seated on the tarp, begin your song time.

The Song Leader will come to the front of the group to lead songs. One or two others may also want to come to the front to help show motions. Be sure to have several songs ready to sing and that everyone in the group knows the songs.

TIP—The Large Group Leader should serve as a sort of “master of ceremonies” to keep each activity flowing smoothly. He should not, however, tell the day’s Bible story. That will go much smoother in the small group time. Children listen more attentively in smaller groups.

During this time you will also have the puppets sing their song(s). Doing the puppet show in between songs can help keep the children’s attention. You are provided with one song for each day. If the children are responding well and enjoying the puppet music, it is okay to perform more than one of the songs and repeat the songs from day to day.

Testimony

The theme for this whole week of Rainbow Express is *God Speaks*. Each day you will be sharing stories, songs, crafts, and other activities that help the children understand what it means that the God of the Universe loves them enough to speak to them and wants to have a personal relationship with them. Obviously, this is an incredibly personal decision. It is important that the children and youth that attend your Rainbow Express understand that a personal relationship with Christ is a very important reality for the members of your group. Every day during the opening time one or two members of your group can share a short version of their testimony in front of the large group. The goal is to let the children see how listening and obeying as God has spoken in your life has made a practical and meaningful difference. *(For help on sharing in a way that will be age-appropriate and meaningful with children, each person who plans to give their testimony should read the sheet Tips on Preparing Your Testimony in the training materials section of this packet.)*

Memory Verse Activity

When the Large Group Leader finishes his opening time, the Memory Verse Teacher

Day Three

will come to the front to lead the memory verse activity. The large group memory verse activity for day three is “Teams”. Have your poster of the memory verse available. Read through the verse all together several times to practice. Divide your children into teams. Have the teams compete saying the memory verse many different ways: loudest, softest, fastest, slowest, telephone style, English, Spanish, with hand motions, etc.

Introduction of Today’s Story

When the memory verse teacher is finished, the Large Group Leader will return to the front to provide a brief introduction to the day’s theme and story. Each day you will re-introduce the concept that God loves us and shares that love with us for children that are attending for the first time. A good general introduction is provided in italics below. Each day a couple of paragraphs are also included to serve as a guide for leading this conversation. As with every element of the curriculum, this is simply here as a reference point. Please adapt to your own words rather than reading to the children from this page. When you finish the introduction time, divide the children into small groups.

General Intro

This week we are going to be learning about messages from God. Everybody knows that it is fun to get mail. Don’t you like receiving letters from grandparents, aunts, or uncles? Well, we have mail from God. Did you know that? This Bible that I am holding is like a letter from God. God loves us, and likes to share with us. The Bible is one of the main ways that He does that.

This week we are going to learn about some of the messages that God gave us in the Bible. We are going to see that the Bible is about God’s love for us, and that He sent His son Jesus so that we could know about His love.

We can be followers of Jesus if we ask Him to forgive the bad things that we have done and come into our lives. Then, Jesus becomes a part of our lives. He helps us to follow what God wants us to do. Jesus wants us to know how we can live like God wants us to live.

All this week we are going to be learning about God’s messages to us.

Day Three Intro

This week we are learning about God’s messages to us. So far, we have learned two very important messages: that God loves us and that He wants us to follow Him. Today we are going to learn about Jesus. Jesus is the proof that God’s messages are all true. He is God’s son, whom God sent here to take away all the bad things we have done and help us follow Him. Because Jesus came, we know that God loves us. Because Jesus came, we have a way to follow Him.

Day Three

Small Group Story Time

The text provided here is to serve as a guide for you while you tell the story. Read it through several times and be able to tell it from memory. It is not important to be able to recite this story word-for-word. Your goal is to be able to relate the story to a level children will understand. Use the wording included here as suggestions to help you make these concepts understood by elementary age children. Feel free to adapt these words to fit well with your own style.

Today's Story: Jesus' Death and Resurrection

Matthew 27:27-60, 28:1-10, 28:16-20

We have learned this week that God tells us He loves us and wants to help us. He wants to be our best friend and be the most important part of our lives. We also learned that He wants us to obey Him and follow Him because He knows that is what is best for us.

God created us because He wants us to be with Him. He wants to help us every day of our lives. Then when our lives are over, He wants us to be with Him forever in Heaven. The problem is that when we disobey God and do things we should not do it separates us from Him. Our bad choices and bad actions keep us away from all the goodness that God wants for our lives. That is why God sent His own son, Jesus, to help us. Jesus came to take away the bad things that we have done.

Jesus was God's son. He came from Heaven to live here on Earth for about thirty years. He spent His time here teaching people how to know and follow God. He also did a lot to help people, like feeding them or healing the sick.

There were some people that did not like Jesus. These people were leaders that wanted people to follow *them*. They wanted to make themselves more rich, famous, and powerful. These leaders did not like people following Jesus. These people decided that they wanted to get rid of Jesus. They decided to kill Him.

The leaders arrested Jesus and ordered soldiers to kill Him on a cross, even though He had never done anything wrong. Two other men were being killed that same day. These men were not good like Jesus. They were thieves who were dying for crimes they committed.

The soldiers took Jesus and the two criminals to a hill called the Skull. They nailed Jesus' hands and feet to a cross. They put the two thieves on crosses too, with Jesus in the middle.

A big crowd of people came to Skull Hill to watch Jesus die. While Jesus was nailed to the cross, He talked to God, His father. "Father, please forgive them," Jesus asked "because they do not know what they are doing."

The people watching started to make fun of Jesus. They laughed and called Him names. The leaders that hated Jesus began to yell. "Jesus said He could save people from sin. Why doesn't He save Himself from the cross?" The soldiers made fun of Jesus too. The soldiers and the leaders did not understand that Jesus stayed on the cross so that He could take away our sins.

One of the criminals on a cross began to shout at Jesus. "You're not really

Day Three

God's son," the man yelled. "If you were, you could save yourself and us from these crosses."

The other criminal told the first to be quiet. "Have respect for God," the second criminal said. "We are being punished for things we really did do. Jesus hasn't done anything wrong. He is being punished for no reason."

The thief looked at Jesus. "I know that you are God's son and that you are going back to Heaven. Please remember me when you get there."

Jesus told him "I promise that today you will be with me in Heaven." That thief was a very bad man. He was being killed for breaking many laws. Even he admitted that he deserved to die for the bad things that he had done. Even though he was so bad, God still loved him! God still let that man go into Heaven because he believed in Jesus. That is the important message that Jesus brings us. God loves us, no matter what. Now anybody can follow God just by accepting the free gift that Jesus offers us.

Soon it became very dark, and Jesus died. The good news is that the story does not end there. Jesus did not stay dead. His friends took His body down and put it in a cave. It was in the cave for two days. On the third day, something wonderful happened: Jesus came back to life!

God sent Jesus to help us. Jesus died to take away all the bad things that we have done. Then He came back to life, and invites everybody to follow Him. Jesus had a choice. He did not have to die on the cross, but He chose to so that He could help us. You can see that Jesus loves us very much!

Sometimes we might feel a little bit like the thief on the cross. We know that we have done bad things, and we might wonder if God still loves us. He does! It's easy to see from this story that Jesus loves all of us, no matter who we are or what we have done. Jesus loved the bad people that put Him on the cross. He prayed that God would forgive them. Jesus loved the thief, too, so He promised to take the thief to Heaven. Just like the thief, all we have to do is ask. If anybody here would like to know how to do that, please just let us know.

Each day you will close the story time with an invitation to accept Jesus. Say something like this: God wants everybody to follow Him. The problem is that sometimes we do bad things that the Bible calls sin. A sin is any thing that we do that God does not want us to do. God still loves us even though we sin. That's why Jesus came. Jesus was killed on the cross to be punished for our sins. Then on the third day He came back to life. Now, for anybody that asks, Jesus will take away our sins and become a part of our lives. He will help us to follow Him. The Bible says that if we believe Jesus in our hearts and follow Him, He will save us from our sin and help us to follow God. Then one day we will be with Him in heaven. Anybody that wants to choose to follow Jesus can do that today. We would love to help you know how.

Prayer Time

Take this time after the story to pray with the children in your small group. Ask them for things they would like to pray about. Tell God how awesome He is. Ask

Day Three

Him to help you and the children in your small group to listen to God and obey Him. Pray that the children in your group will get to know God and feel the love He has for them.

Craft

While still in your small groups, lead the children in making the craft for the day. The craft time is not only a way to reinforce the lesson, but it also allows time to get to know the children in your small group. During this time, ask them questions about their families, friends, and school. Invest in their lives.

Salvation Cross Necklaces

Supplies: For each child—one string or cord for necklace, and six beads, one each of red, black, white, green, yellow, plus any one other color.

For instructions on how to make today's craft, see the following pages. Step by step photo instructions of how to make the necklace and bilingual explanations of the colors' meanings are included. You will also find optional hand out pages to give the children to help them remember the meaning of the necklace. During this craft you will be explaining God's plan for salvation. It is very important that you approach it with sensitivity to children that may be ready to make decisions to accept God. Please spend time in practice and prayer so that you will be ready when the time comes to clearly explain what salvation means.

Memory Verse Activity

Each day the small group time will include a Memory Verse Activity. The Memory Verse time is one of the most important activities of the day. We want these children to remember God's word and why it is important to them. A list of potential activities is included in the Supplements and Handouts portion of this packet. Use a different idea from that list each day to help the children learn the words of the verse and to explain why it applies to their lives. (Some require extra preparation, so be sure to review the list in advance.) The memory verse for this week is:

English for younger children

If you confess with your mouth that Jesus is Lord and believe in your heart that God raised him from the dead, you will be saved.

Romans 10:9

English for older children and youth

Day Three

If you confess with your mouth that Jesus is Lord and believe in your heart that God raised him from the dead, you will be saved. But how can they call on him to save them unless they believe in him? And how can they believe in him if they have never heard about him? And how can they hear about him unless someone tells them? Romans 10:9,14

TIP—There are one page posters with the memory verse for older and younger children in English and in Spanish in the Supplements and Handouts portion of this packet. Having a copy of the one page memory verse poster with you can help you teach the verse.

Spanish for younger children

. . . si confieras con tu boca que Jesús es el Señor, y crees en tu corazón que Dios lo levantó de entre los muertos, serás salvo.
Romanos 10:9

Spanish for older children and youth

. . . si confieras con tu boca que Jesús es el Señor, y crees en tu corazón que Dios lo levantó de entre los muertos, serás salvo. Pero, ¿cómo van a llamarlo, si no confían en él? ¿Y cómo van a confiar en él, si nada saben de él? ¿Y cómo van a saberlo, si nadie les habla acerca del Señor Jesucristo?
Romanos 10:9,14

Wrap Up

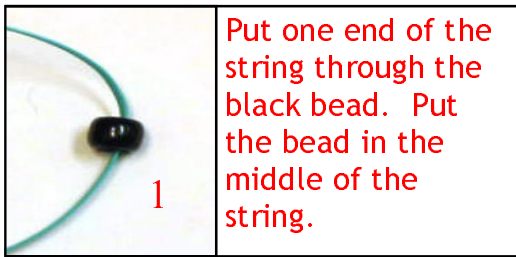
Each day you will end your Rainbow Express in a large group session. Have all the children return to the tarp where you started. Sometimes the movement from small groups to large group becomes distracting, especially to younger children. If you find your children becoming noisy as you return to your large group, consider singing a few songs to help everybody focus again.

The last thing you will do before games and snacks is to review the memory verse and the day's lesson. Have the large group leader give a brief re-telling of the day's story. As you tell the story, frequently pause to let the children answer questions and fill in the blanks about the lesson. When you finish reviewing the story, have everybody say the memory verse together one last time.

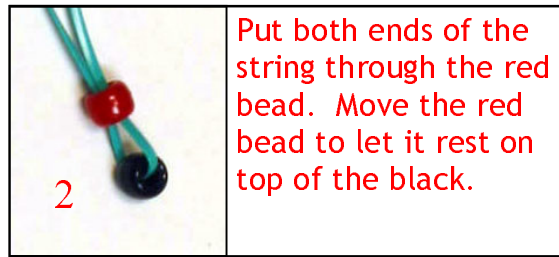
Game Time/Snacks

When you are finished, pray together and be ready to play games until the end of the Rainbow Express program. After the game time, pass out snacks, clean up the area, and walk everyone home. Return to Mission Arlington to turn in your materials and attendance sheet.

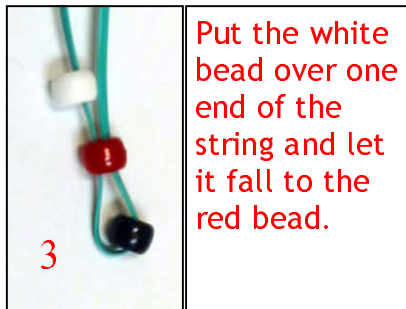
Day Three—Salvation Cross Necklace Step-By-Step



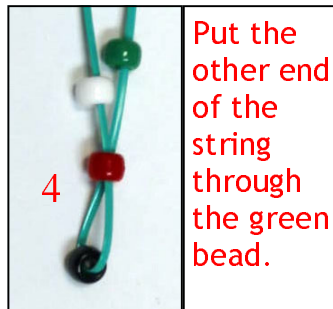
Put one end of the string through the black bead. Put the bead in the middle of the string.




Put both ends of the string through the red bead. Move the red bead to let it rest on top of the black.




Put the white bead over one end of the string and let it fall to the red bead.



Put the other end of the string through the green bead.



Pull both ends of the string through the yellow bead.



Line up the green and white beads next to each other on top of the red bead. Move the yellow bead down to just above them. Put the filler bead (usually clear, but can be any extra bead that you want to use) in between the green and white beads. ***The open ends of the filler bead need to be against the sides of the other two.*** (In other words, the filler bead has to be perpendicular to the green and white.) Push the yellow bead down so that it tightens the string through the green and white beads. The green and white beads should squeeze tight enough to keep the filler bead in place. If you have gel glue, a little bit will help keep the beads secure. Tie a knot just above the yellow bead. Make sure you tie it tightly enough to keep the yellow bead secure against the others or the filler bead might fall out. (Tying more than one knot can help keep the yellow bead from being able to slide up the string.) Tie the two ends of the string together, and your cross necklace is complete.

Day Three Craft

Note-When explaining the meanings of the colors refer to the bead and the sin it represents as dark rather than black.

DARK- This reminds us of sin. Sin is anything we do that is not what God wants us to do. The Bible says that everyone has sinned.

OSCURO- *Este representa el pecado. El pecado es cualquier cosa que hacemos que no complace a Dios. La Biblia nos dice que todos hemos pecado.*

TIP—This page is given for small group leaders to use as a “cheat sheet” to help them when explaining the meanings of the colors. The next two pages are intended as optional extras you can send home with your Rainbow Express students to help them remember the meaning of the necklace.

RED- This reminds us of Jesus’ blood. Jesus was God’s Son and He died on the cross to pay the punishment for our sins.

ROJO- *Este representa la sangre de Jesús. Jesús es el Hijo de Dios y El murió en la cruz para pagar por las consecuencias de nuestros pecados.*

WHITE- This reminds us of our new lives. The Bible says that after we have accepted Jesus, we are brand new. He cleans out the sin that was in us. Jesus is in our lives! He will never leave!

BLANCO- *Este representa nueva vida. La Biblia dice que una vez que aceptamos a Jesús como nuestro Salvador, somos hechos nuevos. El limpia el pecado que estaba dentro de nosotros. !Esto es porque Jesús esta en nuestras vidas!*

GREEN- This reminds us that we are to grow as a Christian. In order to grow in our relationship with God, we need to pray, read the Bible, and hang out with other Christians by coming to Bible Study.

VERDE- *Este representa crecimiento como Cristianos. Para crecer necesitamos tener una relación con Dios. Esto es posible orando, leyendo la Biblia, y teniendo convivió con otros Cristianos por venir al Estudio Bíblico.*

YELLOW- This reminds us of Heaven! The Bible says that every person who has trusted Jesus to be his or her Savior will spend forever in Heaven with Him.

AMARILLO- *!Este representa el cielo! La Biblia nos dice que cada persona que ha puesto su fe en Jesús como Salvador estará por toda la eternidad en el cielo a lado de El.*



dark

Sometimes I do bad things that make God sad.
A veces hago cosas malas que no le gustan a Dios.

red

Jesus loves me, so He died on the cross to help me.
Jesús se murió en la cruz por mí porque me ama.

white

Jesus can take away all the bad things I did.
Jesús puede quitar todas las cosas malas que hice.

green

I can follow Jesus and learn to be more like Him.
Yo puedo seguir a Jesús y aprender ser mas como El.

yellow

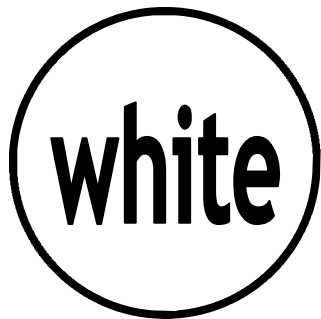
One day I will be with Jesus in Heaven.
Un día estaré en El Cielo con Jesús.



Everyone has sinned. No one measures up to God's glory.
Romans 3:23



But here is how God has shown his love for us. While we were still sinners, Christ died for us. Romans 5:8



Anyone who believes in Christ is a new creation. The old is gone! The new has come! 2 Corinthians 5:17



You are the children that God dearly loves. So be just like Him. Ephesians 5:1



[Jesus said] "In my Father's house are many rooms; if it were not so, I would have told you. I am going there to prepare a place for you. And if I go and prepare a place for you, I will come back and take you to be with me that you also may be where I am." John 14:2-3

Day Four

God Speaks

- Large Group
 - Songs
 - Puppets
 - Testimony
 - Memory Verse: Next Word Relay
- Small Group
 - Story: Joseph
 - Theme: We Can Show Other People God Loves Them by Helping Them
 - Genesis 39-41
 - Craft
 - Memory Verse Review
- Large Group
 - Story review questions

Day Four

Pre-Rainbow Express Gathering

You will begin each day by knocking on doors and then playing games to help attract children to your Rainbow Express.

Song Time/Puppets

When it is time to begin your activities, have all the children sit down in a large group. It would be helpful to bring a tarp for them to sit on. When the children are together and seated on the tarp, begin your song time.

The Song Leader will come to the front of the group to lead songs. One or two others may also want to come to the front to help show motions. Be sure to have several songs ready to sing and that everyone in the group knows the songs.

TIP—The Large Group Leader should serve as a sort of “master of ceremonies” to keep each activity flowing smoothly. He should not, however, tell the day’s Bible story. That will go much smoother in the small group time. Children listen more attentively in smaller groups.

During this time you will also have the puppets sing their song(s). Doing the puppet show in between songs can help keep the children’s attention. You are provided with one song for each day. If the children are responding well and enjoying the puppet music, it is okay to perform more than one of the songs and repeat the songs from day to day.

Testimony

The theme for this whole week of Rainbow Express is *God Speaks*. Each day you will be sharing stories, songs, crafts, and other activities that help the children understand what it means that the God of the Universe loves them enough to speak to them and wants to have a personal relationship with them. Obviously, this is an incredibly personal decision. It is important that the children and youth that attend your Rainbow Express understand that a personal relationship with Christ is a very important reality for the members of your group. Every day during the opening time one or two members of your group can share a short version of their testimony in front of the large group. The goal is to let the children see how listening and obeying as God has spoken in your life has made a practical and meaningful difference. *(For help on sharing in a way that will be age-appropriate and meaningful with children, each person who plans to give their testimony should read the sheet Tips on Preparing Your Testimony in the training materials section of this packet.)*

Memory Verse Activity

When the Large Group Leader finishes his opening time, the Memory Verse Teacher

Day Four

will come to the front to lead the memory verse activity. The large group memory verse activity for day four is “Next Word Relay”. Have your poster of the memory verse available. Read through the verse all together several times to practice. Divide the children into two or more teams. Then, split each team in half. Have the two halves face each other in a single file line, about ten feet apart. Have the first person on the team say the first word of the verse. That player then runs across and tags the first player in the line facing them. The first player then runs to the back of that line. The second player then says the next word in the verse, then runs across to tag the player on the opposite line. Keep going until each team has said the whole verse. You may want to bring a stopwatch to time the children and see which team can do it the fastest.

Introduction of Today’s Story

When the memory verse teacher is finished, the Large Group Leader will return to the front to provide a brief introduction to the day’s theme and story. Each day you will re-introduce the concept that God loves us and shares that love with us for children that are attending for the first time. A good general introduction is provided in italics below. Each day a couple of paragraphs are also included to serve as a guide for leading this conversation. As with every element of the curriculum, this is simply here as a reference point. Please adapt to your own words rather than reading to the children from this page. When you finish the introduction time, divide the children into small groups.

General Intro

This week we are going to be learning about messages from God. Everybody knows that it is fun to get mail. Don’t you like receiving letters from grandparents, aunts, or uncles? Well, we have mail from God. Did you know that? This Bible that I am holding is like a letter from God. God loves us, and likes to share with us. The Bible is one of the main ways that He does that.

This week we are going to learn about some of the messages that God gave us in the Bible. We are going to see that the Bible is about God’s love for us, and that He sent His son Jesus so that we could know about His love.

We can be followers of Jesus if we ask Him to forgive the bad things that we have done and come into our lives. Then, Jesus becomes a part of our lives. He helps us to follow what God wants us to do. Jesus wants us to know how we can live like God wants us to live.

All this week we are going to be learning about God’s messages to us.

Day Four Intro

This week we have learned about the important messages that God gives us. Did you know that God gave us an important job too? God wants us to share the messages that He gives us with other people. We can be messengers for God. We can show other people that God loves them.

Day Four

The Bible says that we can show people God's love by the way that we treat them. When we treat people with kindness, they can see God's kindness. When we are patient with people, they can learn that God is patient with us. Our story today is about a man named Joseph. Joseph helped people, even though they had been very unkind to him. He showed a whole country of people that God loved them by the way that he acted.

Small Group Story Time

The text provided here is to serve as a guide for you while you tell the story. Read it through several times and be able to tell it from memory. It is not important to be able to recite this story word-for-word. Your goal is to be able to relate the story to a level children will understand. Use the wording included here as suggestions to help you make these concepts understood by elementary age children. Feel free to adapt these words to fit well with your own style.

Today's Story: Joseph Genesis 39-45

This week we have been learning about the different messages God sent us to show us how much He loves us. God wants us to show other people about His love too. We can show people God's love by loving them ourselves. If we help people and treat them the way God would want us to, it teaches them about God's love. Today's story is about a man named Joseph, who forgave and helped many, many people, even though they were his enemies.

Joseph's troubles started when he was a very young man. He was kidnapped and taken to Egypt, a place very far away from the land where he grew up. There he was put to work for an Egyptian soldier named Potiphar. Even though Joseph did not want to be there and missed his family, he worked very hard for Potiphar. In fact, God made every thing that Joseph did turn out well. Very soon Potiphar put Joseph in charge of everything in his house.

For a little while, Joseph's life seemed to be getting better, but he was about to receive another surprise. Potiphar's wife asked Joseph to take something that belonged to Potiphar. Joseph refused to do it. He knew it was wrong to steal from his boss. Potiphar's wife became angry at Joseph. She lied to her husband and told him that Joseph had tried to steal from him. Potiphar became so angry that he had Joseph thrown in prison.

While Joseph was in prison, he became a helper to the guards and the prison boss. Just like at Potiphar's house, Joseph worked very hard and did a good job, even though he could have thought of the prison leaders as his enemies. Soon he became the second-in-command of the whole prison, even though he was a prisoner himself.

One day, two prisoners visited Joseph to ask him about dreams. Each of the prisoners had once been a servant of the Egyptian king. They had very strange dreams that they thought might be messages from God. Joseph prayed that God would help him understand what the dreams meant. God answered Joseph's prayer.

Day Four

He told Joseph what the dreams meant, and Joseph told the two prisoners. The prisoners were amazed that Joseph could know the meaning of their dreams.

One of the prisoners, a servant who served the king at mealtimes, had a dream about his old job working for the king. Joseph told him that very soon he would get his job back. Three days later, the man was released from prison and went back to work for the king. The servant told Joseph that he would always remember him and promised to ask the king to release Joseph from prison. When the servant returned to work he was so excited to be back that he forgot all about Joseph. He did not do what he promised, and Joseph had to be in prison even longer.

Two whole years passed with Joseph still having to live and work in the prison. Then one night, the Egyptian king had a dream. In his dream the king was standing next to a large river. There were seven cows standing near the river, eating grass. The cows were big, fat, shiny, and happy. After a little while, seven more cows came. These seven cows were so skinny their bones showed through their skin. The king was amazed to see the seven skinny cows eat the seven fat cows. The skinny cows swallowed the fat cows in one giant gulp. The skinny cows were so skinny, however, that they still did not grow any fatter. Suddenly, the king woke up. He was very afraid. He was sure that this strange and scary dream meant something, but he did not know what.

Quickly, the king called together all of his servants. He began asking each of them to explain what his dream meant. When nobody could do it, the king became worried. Finally, the servant who had been in prison remembered Joseph helping him with his dreams. He told the king to bring Joseph out of prison and that Joseph would be able to help him.

The king had Joseph brought to the palace. "Joseph, this man told me that you can tell what dreams meant. Is this true?" the king asked.

"I am a normal man like anybody else," Joseph answered the king. "I cannot tell you what dreams mean myself, but I serve God, who knows everything. God knows what your dream means, and He can answer your question."

The king told Joseph about his dream of the cows. Joseph prayed that God would help him to know what the dream meant. "God has told me what your dream means," Joseph told the king. "For seven years, everything is going to go well in Egypt. There will be plenty of food to eat for everybody. In fact, there will be more food that we even need. When the seven good years are over, seven bad years will come. During these seven bad years, no food will grow anywhere in Egypt or anywhere around. The people will have nothing to eat. These seven bad years will be so bad that people will forget the seven good years even happened."

The king was terrified. He did not know what to do to protect his people from the seven terrible years that were coming. "What should we do?" The king asked Joseph.

Joseph had a choice to make. Being in Egypt had been very hard for him. He was kidnapped and taken there, even though he did not want to go. He was put in prison for something he did not do. Even though he had worked hard to help everybody, his friends had forgotten about him. They had not helped him when they promised that they would. Joseph could have decided that since these people had

Day Four

been so mean to him, he would not help them. Instead, Joseph did what God would want him to do. Joseph knew that the king's dream was a message from God to help them get ready for the bad times that were coming. He knew that he should help the people that had not been nice to him, because that is the way God would treat people. We know God loves us even when we do wrong things, because Jesus came to die on the cross and come back to life so that He could forgive us for all those wrong things. So Joseph decided to help the Egyptians.

Joseph told the king his plan. "Pick somebody who is a very good worker to put in charge. During the seven good years, that person must work very hard to save lots and lots of extra food. Build giant buildings and fill them with the extra food collected during the seven good years. Then, when the seven bad years come, slowly give out the food that was saved so that everybody will still have food to eat."

The king thought Joseph's plan was excellent. In fact, he liked it so much that he decided to do something that surprised Joseph very much. "Joseph, I am going to put you in charge of this job. After today, you will be the second most powerful person in all of the country. Only I myself will be above you." In one day, Joseph changed from being a prisoner to being the second most powerful person in Egypt.

Because Joseph believed what God told him, and obeyed what he knew God would want him to do, God took him from being a poor, lonely, kidnapped prisoner and made him a hero to all of Egypt. We can trust God's message too. We can know that when we decide to obey and forgive like God does for us, He will help us. Since we have learned the wonderful message of God's forgiveness through Jesus, we can share that message by helping other people, just like Joseph did.

Each day you will close the story time with an invitation to accept Jesus. Say something like this: God wants everybody to follow Him. The problem is that sometimes we do bad things that the Bible calls sin. A sin is any thing that we do that God does not want us to do. God still loves us, even though we sin. That's why Jesus came. Jesus was killed on the cross to be punished for our sins. Then on the third day He came back to life. Now, for anybody that asks, Jesus will take away our sins and become a part of our lives. He will help us to follow Him. The Bible says that if we believe Jesus in our hearts and follow Him, He will save us from our sin and help us to follow God. Then one day we will be with Him in heaven. Anybody that wants to choose to follow Jesus can do that today. We would love to help you know how.

Prayer Time

Take this time after the story to pray with the children in your small group. Ask them for things they would like to pray about. Tell God how awesome He is. Ask Him to help you and the children in your small group to listen to God and obey Him. Pray that the children in your group will get to know God and feel the love He has for them.

Craft

Day Four

While still in your small groups, lead the children in making the craft or filling out the activities packet for the day. The craft time is not only a way to reinforce the lesson, but it also allows time to get to know the children in your small group. During this time, ask them questions about their families, friends, and school. Invest in their lives. For today's craft time you will give each child an activity packet with pictures to color and various puzzles to solve.

Supplies needed: crayons, 1 activities packet for each child

Note—an activities packet for days 1, 2, & 4 is included in the Supplements and Handouts portion of this curriculum. These pages are copyright free and available for reproduction. You may also find additional resources such as more coloring pages by searching on-line or using Bible coloring pages. We will have some copies of these types of additional materials available for you here during your trip. Day 3 you will be making a bead necklace to share the plan of salvation instead of packets.

Memory Verse Activity

Each day the small group time will include a Memory Verse Activity. The Memory Verse time is one of the most important activities of the day. We want these children to remember God's word and why it is important to them. A list of potential activities is included in the Supplements and Handouts portion of this packet. Use a different idea from that list each day to help the children learn the words of the verse and to explain why it applies to their lives. (Some require extra preparation, so be sure to review the list in advance.) The memory verse for this week is:

English for younger children

If you confess with your mouth that Jesus is Lord and believe in your heart that God raised him from the dead, you will be saved.

Romans 10:9

English for older children and youth

If you confess with your mouth that Jesus is Lord and believe in your heart that God raised him from the dead, you will be saved. But how can they call on him to save them unless they believe in him? And how can they believe in him if they have never heard about him? And how can they hear about him unless someone tells them?

Romans 10:9,14

TIP—There are one page posters with the memory verse for older and younger children in English and in Spanish in the Supplements and Handouts portion of this packet. Having a copy of the one page memory verse poster with you can help you teach the verse.

Day Four

Spanish for younger children

. . . si confiesas con tu boca que Jesús es el Señor, y crees en tu corazón que Dios lo levantó de entre los muertos, serás salvo.

Romanos 10:9

Spanish for older children and youth

. . . si confiesas con tu boca que Jesús es el Señor, y crees en tu corazón que Dios lo levantó de entre los muertos, serás salvo. Pero, ¿cómo van a llamarlo, si no confían en él? ¿Y cómo van a confiar en él, si nada saben de él? ¿Y cómo van a saberlo, si nadie les habla acerca del Señor Jesucristo?

Romanos 10:9,14

Wrap Up

Each day you will end your Rainbow Express in a large group session. Have all the children return to the tarp where you started. Sometimes the movement from small groups to large group becomes distracting, especially to younger children. If you find your children becoming noisy as you return to your large group, consider singing a few songs to help everybody focus again.

The last thing you will do before games and snacks is to review the memory verse and the day's lesson. Have the large group leader give a brief re-telling of the day's story. As you tell the story, frequently pause to let the children answer questions and fill in the blanks about the lesson. When you finish reviewing the story, have everybody say the memory verse together one last time.

Game Time/Snacks

When you are finished, pray together and be ready to play games until the end of the Rainbow Express program. After the game time, pass out snacks, clean up the area, and walk everyone home. Return to Mission Arlington to turn in your materials and attendance sheet.

Good Speaks

SONGS

fun and easy
children's
lyrics to use
at your
Rainbow
Express

1. Bubbling

It's bubbling, it's bubbling,
it's bubbling in my soul
There's singing and laughter
since Jesus made me whole
Folks don't understand it,
I cannot keep it quiet!!
It's bubbling, bubbling, bubbling,
bubbling, bubbling day and night

2. Come and Go with Me

Come and go with me to my Father's
house
Come and go with me to my Father's
house
It's a big, big house with lots and lots of
room
A big, big table with lots and lots of food
A big, big yard where we can play
football
A big, big house, it's my Father's house

3. Deep and Wide

Deep and wide, deep and wide
There's a fountain flowin' deep and wide
Deep and wide, deep and wide
There's a fountain flowin' deep and wide

4. Do You Love my Jesus

Deep, deep Ohhh deep down down
Deep down in my heart, I love you Jesus
Deep, deep Ohhh deep down down
Deep down in my heart
Do you love my Jesus deep down in your
heart?
Yes I love my Jesus deep down in my
heart!

5. Father Abraham

Father Abraham had many sons
Many sons had Father Abraham
I am one of them, and so are you
So let's just praise the Lord - Right Arm!

...Left arm, right foot, left foot, nod your
head, turn around, sit down!

6. God Is So Good

God is so good, God is so good,
God is so good, He's so good to me

He answers prayer...

I love Him so...

7. Give Me Oil in my Lamp

Give me oil in my lamp,
Keep me burning, burning, burning
Give me oil in my lamp, I pray
Give me oil in my lamp,
Keep me burning, burning, burning
Keep me burning til the break of day
Sing Hosanna, sing Hosanna,
Sing Hosanna to the King of Kings
Sing Hosanna, sing Hosanna,
Sing Hosanna to the King

Give me gas in my Ford,

Keep me truckin' for the Lord...

Give me wax on my board,

Keep me surfen' for the Lord...

Give me umption in my gumption,

Make me function, function, function....

8. The B-I-B-L-E

The B-I-B-L-E, yes that's the book for me
I stand alone on the Word of God
The B-I-B-L-E

9. He's a Peach of a Savior

He's a peach of a Savior
He's the apple of my eye
He prunes away the branches
when my branches get too high
He stomps my grapes of wrath
when my life gets too tough
That's why I'm bananas for the Lord
He's the vine and we're the branches
He's the vine and we're the branches
He's the vine and we're the branches
That's why I'm bananas for the Lord

10. I'm All Wrapped Up

I'm all wrapped up, I'm all tied up,
I'm all tangled up in Jesus
I'm all wrapped up, I'm all tied up,
I'm all tangled up in God
I'm all wrapped up, I'm all tied up,
I'm all tangled up in Jesus
I'm all wrapped up, tied up, tangled up in
God

11. I'm Gonna Sing, Sing, Sing

I'm gonna sing, sing, sing
I'm gonna shout, shout, shout
I'm gonna sing, I'm gonna shout, Praise
the Lord
When those gates are opened wide
I'm gonna sit by Jesus' side
I'm gonna sing, I'm gonna shout, Praise
the Lord

12. I'm in the Lord's Army

I may never march in the infantry,
ride in the cavalry, shoot the artillery
I may never fly o'er the enemy
But I'm in the Lord's army, Yes sir!
I'm in the Lord's army, Yes sir!
I'm in the Lord's army, Yes sir!
I may never march in the infantry,
ride in the cavalry, shoot the artillery
I may never fly o'er the enemy
But I'm in the Lord's army

13. I've Got a River of Life

I've got a river of life flowing out of me
Makes the lame to walk and the blind to
see
Opens prisoners' doors, sets the captives
free
I've got a river of life flowing out of me
Spring up oh well (gush gush gush gush)
within my soul
Spring up oh well (splish splash) and make
me whole
Spring up oh well (whoosh) and give to
me
That life abundantly

14. I've Got Joy Down in my Heart

I've got joy down in my heart
Deep deep down in my heart
Spell it J-O-Y Down in my heart
Deep deep down in my heart
Who put it there? Jesus put it there
And nothing can destroy it,
destroy it, destroy it – UGH!
I've got joy down in my heart
Deep deep down in my heart

15. I've Got Peace Like a River

I've got peace like a river, I've got peace
like a river
I've got peace like a river in my soul
I've got peace like a river, I've got peace
like a river
I've got peace like a river in my soul
I've got love like a mountain....
I've got joy like a fountain....
I've got peace, love, and joy
like a river mountain fountain....

16. I Have So Much

I have so much, so much, so much, so
much, so much, so much, so much, so
much, so much, so much,
so much, so much, so much (clap) to be
thankful for. (REPEAT)
I have Jesus to be thankful for....
I have the Bible to be thankful for....
I have you to be thankful for....

17. Little Square Box

If I had a little square box to put my
Jesus in,
I'd take Him out and hug His neck
and share Him with a friend
But if I had a little square box
to put the devil in,
I'd take him out and STOMP HIS FACE
and put him back again.

18. I've Got the Joy, Joy, Joy, Joy
I've got the joy, joy, joy, joy down in my heart
Where? Down in my heart
Where? Down in my heart
I've got the joy, joy, joy, joy down in my heart
Down in my heart to stay
And I'm so happy, so very happy
I've got the love of Jesus in my heart
Down in my heart
And I'm so happy, so very happy
I've got the love of Jesus in my heart

And if the devil doesn't like it
he can sit on a tack! Ouch!.....
And if the devil doesn't like it
he can swallow a bomb! Boom!.....
And if the devil doesn't like it
he can fall off a cliff! Ahhh!.....
I've got the wonderful love of my blessed redeemer way down in the depths of my heart....

19. If You're Happy and You Know It
If you're happy and you know it clap your hands
If you're happy and you know it clap your hands
If you're happy and you know it then your face will surely show it
If you're happy and you know it clap your hands
If you're happy and you know it stomp your feet...
If you're happy and you know it say Amen...
If you're happy and you know it Praise the Lord...
If you're happy and you know it say Yee-Haw...

20. Jesus in the Morning
Jesus, Jesus, Jesus in the morning
Jesus at the noon time
Jesus, Jesus, Jesus when the sun goes down

Love Him...
Serve Him...
Praise Him...
Share Him...
Thank Him...

21. Jesus Is my Rock
Jesus is my Rock, and He rolls my blues away
Bop shoe Bop Shoe Bop Woo!! (Repeat 2x)

22. Jesus Loves Me
Jesus loves me this I know,
for the Bible tells me so
Little ones to Him belong
They are weak but He is strong
Chorus:
Singing na na na na na na na na na- Heh!
Na na na na na na na na na- Huh!
Yes, Jesus loves me, Yes, Jesus loves me,
Yes, Jesus loves me, The Bible tells me so

Jesus loves me when I'm good
When I do the things I should
Jesus loves me when I'm bad
Though it makes Him very sad
(Chorus)

23. My God Is So Big
My God is so big, so strong and so mighty
There's nothing my God cannot do
My God is so big, so strong and so mighty
There's nothing my God cannot do
The mountains are His, the rivers are His
The stars are His handiwork too
My God is so big, so strong and so mighty
There's nothing my God cannot do, for you

24. No One That I Know

No one that I know walks like you,
Talks like you, or looks like you
No one that I know is like you
No one else does what you do

25. Sheep Song

I wanna be a sheep baa baa,
I wanna be a sheep baa baa
Cuz Jesus loves sheep
I wanna be a sheep baa baa
I don't wanna be a goat nope nope
I don't wanna be a goat nope nope
Cuz there ain't no hope for goats
I don't wanna be a goat nope nope

26. Satan Didn't Like It

Satan didn't like it when we
Came outta the wilderness
Came outta the wilderness
Came outta the wilderness
Satan didn't like it when we
Came outta the wilderness
Walkin' with the Lord, Walkin' with the
Lord
Walkin' with the Lord
Satan didn't like it when we
Came outta the wilderness
Walkin' with the Lord

Swimmin' with the Lord...
Dancin' with the Lord...

27. Shake a Friend's Hand

Shake a friend's hand,
Shake the hand next to you
Shake a friend's hand and sing along
Shake a friend's hand,
Shake the hand next to you
Shake a friend's hand and sing,
Sing a ha-la-la-la-la-la-leluah,
Ha-la-la-la-la-leluah (repeat)

Scratch a friend's back, ...
Hug a friend's neck...

28. Swing Low, Sweet Chariot

Swing low, sweet chariot
Comin' fo' to carry me home
Swing low, sweet chariot
Comin' fo' to carry me home

29. On a Day Like This

On a day like this (clap, clap)
On a day like this (clap, clap)
On a day like this (clap) Ohhhhhhhh
I need the Lord to help me
On a day like this (stomp, stomp, clap,
clap)
On a day like this (stomp, stomp, clap,
clap)
On a day like this (stomp, clap)
Ohhhhhhhh
I need the Lord to help me

On a day like this (toot, toot, stomp,
stomp, clap, clap)...
On a day like this (pat, pat, toot, toot,
stomp, stomp, clap, clap)...
On a day like this (bounce, bounce, pat,
pat, toot, toot, stomp, stomp, clap, clap)

30. The Fruit of the Spirit

The fruit of the Spirit's not a banana
The fruit of the Spirit's not a banana
If you wanna be a banana
You might as well hear it
You can't be a fruit of the Spirit
Cuz the fruit is love, joy, peace and
patience, kindness, goodness,
faithfulness, gentleness and self control
The fruit of the Spirit's not a coconut...
The fruit of the Spirit's not a lemon...

31. This is the Day

This is the day, this is the day
That the Lord has made, that the Lord
has made
I will rejoice, I will rejoice
And be glad in it, And be glad in it
This is the day that the Lord has made
I will rejoice and be glad in it
This is the day, this is the day
That the Lord has made

32. This Little Light of Mine

This little light of mine, I'm gonna let it shine

This little light of mine, I'm gonna let it shine

This little light of mine, I'm gonna let it shine

Let it shine, let it shine, let it shine

Hide it under a bush, oh no!

I'm gonna let it shine

Hide it under a bush, oh no!

I'm gonna let it shine

Hide it under a bush, oh no!

I'm gonna let it shine

Let it shine, let it shine, let it shine

Won't let satan blow it out,

I'm gonna let it shine

33. Walk, Walk, Walk, Walk in the Light

It's a great day to praise the Lord.

It's a great day to praise the Lord.

It's a great day to praise the Lord.

Walking in the Light of Love.

Walk, walk, walk, walk in the light (Hey!)

Walk, walk, walk, walk in the light (Hey!)

Walk, walk, walk, walk in the light (Hey!)

Walking in the Light of Love.

It's a great day to hug a neck...

It's a great day to say "Amen!"...

34. What a Mighty God We Serve

What a mighty God we serve

What a mighty God we serve

Angels bow before Him

Heaven and earth adore Him.

What a mighty God we serve.

35. Who's the King of the Jungle?

Who's the king of the jungle? ooo ooo

Who's the king of the sea?

wiggle wiggle wiggle

Who's the king of the universe,

and who's the king of me?

I tell you J-E-S-U-S! Yes!

He's the King of me

He's the king of the universe,

the jungle, ooo ooo

and the sea. wiggle wiggle wiggle

36. With Jesus in your Boat

With Jesus in your boat,

you can smile through the storm

Smile through the storm,

smile through the storm

With Jesus in your boat,

you can smile through the storm

When you're sailing home

Sailing, sailing home, sailing, sailing home

With Jesus in your boat, you can smile

through the storm when you're sailing home

Good Speaks

GAMES

**fun, easy to
learn group
games for
your
Rainbow
Express**

Big, Bad Wolf

Have the children stand in a line at one end of the game area. One leader or child is the “Big, Bad Wolf” and will stand at the other end of the area with her back to the children. In unison, the children shout, “What time is it Mr. Wolf?” The wolf answers with an hour, “4 o’clock”, for example. The children take that number of steps forward. If the wolf said “4 o’clock,” the children would take 4 steps toward the wolf. When the wolf thinks the children are close enough to her, she answers their question with, “It’s eating time!” Then she chases them back to their starting line. Anyone she tags joins her as a wolf. The game ends when all but one participant has been tagged.

Knots

Direct children to stand in a circle, then tell them to join right hands with someone across from them. While maintaining that grip, each person should grab a different person’s left hand. No one should join hands with a person immediately beside him or her. The objective of the game simply is to untangle masses of arms, legs, and bodies without releasing hand grips. Twisting or adjusting a grip is permissible and needed to prevent impossible movements of joints! Untangling the knot may take time, but usually a single large circle or two small ones (interconnected) are formed. If, after a reasonable amount of time, the group is still helplessly tangled, direct two participants to drop each other’s hands. Doing so will permit a quick solution.

Overall Understanding

Players are divided into two teams. Teams line up in parallel rows with players standing behind one another. The first player on each team is given a beach ball, or balloon. When the leader says, “Go,” the first player on each line passes the ball backward over her head to the second player. The second player passes the ball under his legs to the next person in line, and so forth. The ball continues to be passed backward down the line, alternately over and under, until it reaches the last player. The last player, receiving the ball, runs to the front of his or her line and begins to pass the ball back again. This continues until every player on the line has a chance to be at the beginning. The team whose first player gets to the front of the line again is the winner.

Parachute

You will have a tarp with you to use for the children to sit on each day. The tarp can double as a “parachute”. Have the kids stand on all sides of the tarp and hold it at waist level. Each side of the tarp is a team, making four teams. Put a beach ball on the tarp. Have the kids shake the tarp. They should try to shake the tarp so that the beach ball falls off another team’s side. Whenever the beach ball falls off the tarp, the team on that side gets a point. The team that has the fewest points at the end of the game wins.

People to People

Tell everyone to find a partner and choose one person to lead the game. The leader yells a body part, and the players will touch each other using that part. For example, the leader might say, “knee to knee,” and the partners will touch knees. After several rounds, the leader will yell, “people to people,” and everyone has to find a new partner. The leader also runs into the crowd and finds a partner. Whoever is left without a partner is the new leader.

Sharks and Minnows

You will need a good size running area for this game. Have the children line up along one side of the area. They are the “minnows”. Have the leader stand in the middle of the area. The leader is the shark. When the shark yells “Go!”, the minnows run to the other end of the area. The shark runs around and tags as many minnows as possible before they reach the other end of the field. When a minnow is tagged, he or she must freeze wherever tagged. When all of the untagged minnows reach the end of the area, the shark yells, “Go!” again. This time the shark and the frozen minnows may tag the runners. The game continues until there is only one minnow left. That minnow is the winner and begins the next game as the shark.

Tag (with variations)

Everybody’s It

There are two rules: (1) everybody is It, and (2) when a player is tagged, he or she is frozen. Have everyone stand in a circle. Then the leader shouts “Everybody’s it!” and the game starts (and quickly ends).

Hospital Tag

The first time a player is tagged, she puts her hand on the part of herself that was tagged. The second time she is tagged, she must put her other hand on that area. The third time, because she is out of hands, she must sit down.

Freezer/Defroster Tag

A tagged player must freeze with his hands and feet on the ground and his back to the sky. He can move again when another player crawls between his hands and feet.

Trust Walk

Chose a landmark in your area to be the “goal” of this game. A mailbox or tree will probably be readily available for this purpose. Blindfold one player and choose another player to be the “guide.” Have the rest of the children scatter themselves between the blindfolded person and the goal. The guide leads the blindfolded person through all the people to the goal while the children in the way will call out other directions. The blindfolded player must listen carefully to the guides instructions. Let the children take turns being blindfolded and being the guide.

Circle Spot Rush

All players stand in a circle, arms' length apart, facing inward. In the center of the circle are small markers (paper plates, pieces of construction paper, etc.). The number of markers is always one less than the number of players. The leader of the game stands just outside the circle and calls out various types of movement: run, skip, hop, etc. The players move clockwise around the circle in the way directed by the leader. The game leader can also call out *stop* (all players freeze wherever they are) or *about face* (players continue to move in the same manner but reverse directions). When the game leader yells *rush* all players run to the center of the circle and try to stand on one of the markers. Whichever player does not stand on a marker is eliminated. One marker is removed and play continues. The object of the game is to be the last player remaining.

Animal Relay

Each small group will be a team. Teams stand in single file lines, facing a finish line about fifty feet away. The first player runs across the finish line, runs back, tags the next player, and goes to the end of the line. The relay continues until each player has run twice. While they run the game leader calls out various animals. All players must run like that animal until the next one is called. The first team to have all their players finish twice wins.

Sit Down Volleyball- materials needed: beach ball

Divide all players into two equal teams. Have the two teams sit down indian-style facing each other in two to four rows. The object of the game is to get the ball behind the other team. One person throws the ball up in the air and the two teams hit the ball back and forth until one team hits it over the heads of the other team and it lands behind them. Score just like regular volleyball. The catch is that both teams have to stay seated throughout the entire game. You can add variety to the game by having each team use only one hand or sitting with teams backs toward each other instead of facing each other.

Elbow tag

Assign all players a partner. Spread pairs out evenly across the playing area. Have the pairs link arms. Choose one pair to start out as the chaser "It", and the chasee. Just like regular tag, It tries to tag the chasee. If the chasee is tagged, he or she in turn becomes it and the chase reverses. The chasee's goal is to link with another player. When the chasee links arms with one side of a pair, the other player must unlink, becoming the chasee.


Good Speaks

PUPPETS

lyrics for
each of the
songs used in
the Rainbow
Express
puppet shows

TIP FOR PUPPETEERS:

Print the lyrics to each of the four puppet songs. Taping these sheets to the inside of your puppet stage will help you as you perform. If you do not have puppet stage you can easily make one out of a large cardboard box (at Mission Arlington we use refrigerator boxes or washer/dryer boxes). Just cut and unfold the box and then decorate the front with butcher paper, spray paint, or any other way that you would like. If you are not able to make one, you may borrow one from Mission Arlington / Mission Metroplex while you are here.



Puppet Song: Day 1: Higher and Higher

Higher and Higher

God's love, is lifting me higher
Than I've ever been lifted before
Now serving Him is my heart's desire
And I'll reign with Him forever more

Chorus

You know God's love (God's love keeps lifting me)
Keep on lifting (Keeps on lifting me)
Higher (Lifting me)
Higher and higher (higher)
I said God's love (God's love keeps lifting me)
Keep on (Keeps on lifting me)
Lifting me (lifting me)
Higher and higher (higher)

Now once, I was down hearted
Disappointment, was my closest friend
But then Christ, came and it soon departed
And you know it never
Showed its face again

Chorus

I'm so glad, I've finally found Him
And I'm gonna tell each boy and girl
'Cause He keeps His loving arms around me
I can stand up, and face the world

Chorus

You know God's love (God's love keeps lifting me)
Keep on lifting (Keeps on lifting me)
Higher (lifting me)
Higher and higher (higher)
I said God's love (God's love keeps lifting me)
Keep on (Keeps on lifting me)
Lifting me (lifting me)
Higher and higher (higher)
(repeat to fade)

Day 2: Puppet Song: Just What I Needed

Just What I Needed

I don't know what took so long
I wasted so much time
'Cause Christ was standing oh so near
And speaking in my mind
I knew that He was everywhere
And people told me that He cared
I don't know why I took so long
And wasted so much time

I'm so glad I came around
And woke up from my sleep
It didn't matter where I'd been
His love for me was deep, yeah
He always knew me very well
Now I have to go and tell
How He came and changed my life
And woke me from my sleep

Chorus

Jesus was just what I needed (Just what I needed)
I needed freedom from sin
Jesus was just what I needed (Just what I needed)
I'm so glad He took me in

Don't you wanna come around
And wake up from your sleep (sleep)
It doesn't matter where you've been
His love for you is deep, yeah
He's always known you very well
Listen to the tale I tell
How He came and changed my life
And woke me from my sleep

Repeat chorus 2x

Yeah, yeah, He freed me!
He's just what I needed, yeah, yeah, yeah!

Day 3: Puppet Song: Washin' My Sins Away

Washin' My Sins Away

Let me tell you how my Lord
Gave me joy and peace and more
Like I've never known before
Washin' my sins away
Now I'm havin' lots of fun
Got the devil on the run
Man, I'm glad I met God's Son
Washin' my sins away

He's blessin', healin', He's so good, and He's so great
Yeah, lovin', forgivin', yeah, washin' my sins away

Here's a babe in swaddling clothes
Came to live on earth below
Just because He loves us so
Washin' my sins away
Gave His life on Calvary
Rose again to set us free
Did it all for you and me
Washin' my sins away

He's blessin', healin', He's so good, and He's so great
Yeah, lovin', forgivin', yeah, washin' my sins away
Let's praise a while

He's good! He's great!
He's Lord! He's God!
He's strong! He's big! He's mine!
Yeah! Washin' my sins away

Let me tell you what this means
Jesus the Nazarene
Will cleanse your heart and make you clean
Washin' your sins away
So ask Him in your heart today
Humble yourself and pray
He'll come in to your heart to stay
Washin' your sins away

He's blessin', healin', He's so good, and He's so great
Yeah, lovin', forgivin', yeah, washin' my sins away (x3)

Day 4: Puppet Songs: Witness in the Streets

Witness in the Streets

Callin' out around the church
Are you sharing with the folks you meet?
God is love, and the time is now
To witness in the streets (Witness in the streets)
Let's witness in the streets (witness in the streets)
At the workplace too (witness in the streets)
Everywhere we go (witness in the streets)

All we need is Jesus, sweet Jesus (Sweet sweet, sweet Jesus)
Gotta share him everywhere (share him everywhere)
(Ooo...) There'll be blessings given, and sins forgiven
When we witness in the streets, oh (Witness in the streets)

(Ah...) It doesn't matter what we've done
'Cause God's grace is for everyone
So come on, every boy and every girl
Spread the news around the world
We're gonna witness (witness in the streets)
Witness in the streets (witness in the streets)

(Ooo...) It's just an invitation
To free salvation
Let's be his hands and feet
It's our holy mission, our great commission
To witness in the streets (witness in the streets)

In the USA (witness in the streets)
Europe, Asia, and Africa (witness in the streets)
And in Latin America (witness in the streets)

All we need is Jesus, sweet Jesus (Sweet sweet, sweet Jesus)
Gotta share him everywhere (share him everywhere)
There'll be people prayin', 'cause we're obeyin'
Witnessing in the streets, oh (witness in the streets)

(Ah...) It doesn't matter what we've done
'Cause God's grace is for everyone
So come on, every boy and every girl
Spread the news around the world
We're gonna witness (witness in the streets)
Witness in the streets (witness in the streets)

(Ooo...) Every day, gotta show the way, and witness in the streets (witness in the streets)

(Ooo...) Don't you know witness witness, witness in the streets (witness in the streets)

Good Speaks

Daily Scripture

Printed, paragraph form copies of the scripture for each day's Bible stories.

(Excellent for using with youth who might attend Rainbow Express)

Day One Scripture

2 Chronicles 32:1-22 (NirV)

Hezekiah had been completely faithful to the Lord. But in spite of that, Sennacherib came and marched into Judah. He was the king of Assyria. He surrounded the cities that had high walls around them. He got ready to attack them. He thought he could win the battle over them. He thought he could take them for himself.

Hezekiah saw that Sennacherib had come to Jerusalem to make war against it. So he asked his officials and military leaders for advice. He asked them about blocking off the water from the springs that were outside the city. They gave him the advice he asked for.

A large group of men gathered together. They blocked all of the springs. They also blocked the stream that flowed through the land. "Why should the kings of Assyria come and find plenty of water?" they asked.

Then Hezekiah worked hard repairing all of the broken parts of the wall. He built towers on it. He built another wall outside that one. He built up the areas that had been filled in around the City of David. He also made large numbers of weapons and shields.

He appointed military officers over the people. He gathered the officers together in front of him in the open area at the city gate. He gave them words of hope. He said, "Be strong. Be brave. Don't be afraid. Don't lose hope. The king of Assyria has a huge army with him. But there's a greater power with us than there is with him. The only thing he has is human strength. But the Lord our God is with us. He will help us. He'll fight our battles."

The people had great faith in what Hezekiah, the king of Judah, said.

Later Sennacherib, the king of Assyria, and all of his forces surrounded Lachish. They got ready to attack it. At that time, he sent his officers to Jerusalem. They went there with a message for Hezekiah, the king of Judah. The message was also for all of the people of Judah who were there. The message said,

"Sennacherib, the king of Assyria, says, 'Why are you putting your faith in what your king says? Why do you remain in Jerusalem when you are surrounded?'"

"Hezekiah says, 'The Lord our God will save us from the powerful hand of the king of Assyria.'" But he isn't telling you the truth. If you listen to him, you will die of hunger and thirst.

"Didn't Hezekiah himself remove your god's high places and altars? Didn't Hezekiah say to the people of Judah and Jerusalem, 'You must worship at one altar. You must burn sacrifices on it'?"

"Don't you know what I and the kings who ruled before me have done? Don't you know what we've done to all of the peoples of the other lands? Were the gods of those nations ever able to save their lands from my power? The kings who ruled before me destroyed many nations. Which one of the gods of those nations has been able to save his people from me? So how can your god save you from my power?"

"Don't let Hezekiah trick you. He's telling you lies. Don't believe him. No god of any nation or kingdom has been able to save his people from my power. No god has been able to save his people from the power of the kings who ruled before me. So your god won't save you from my power either!"

Sennacherib's officers spoke even more things against the Lord God and his servant Hezekiah. The king also wrote letters against the Lord. His letters made fun

Day One Scripture

2 Chronicles 32:1-22 (NirV)

of the God of Israel. They said, "The peoples of other lands have their gods. But those gods didn't save their people from my powerful hand. So the god of Hezekiah won't save his people from my powerful hand either."

Then the officers called out in the Hebrew language to the people of Jerusalem who were on the wall. They were trying to scare them and make them afraid. That's because they wanted to capture the city. They were comparing the God of Jerusalem to the gods of the other nations of the world. But those gods were only statues. They had been made by the hands of men.

King Hezekiah cried out in prayer to God in heaven. He prayed about the problem Jerusalem was facing. So did the prophet Isaiah. He was the son of Amoz.

The Lord sent an angel. The angel wiped out all of the enemy's fighting men, leaders and officers. He put an end to them right there in the camp of the Assyrian king.

So Sennacherib went back to his own land in shame. He went into the temple of his god. There some of his own sons cut him down with their swords.

So the Lord saved Hezekiah and the people of Jerusalem. He saved them from the power of Sennacherib, the king of Assyria. He also saved them from all of their other enemies. He took care of them on every side.

Day Two Scripture

1 Kings 18:16-45 (NIRV)

. . . Ahab went to where Elijah was. When he saw Elijah, he said to him, "Is that you? You are always stirring up trouble in Israel."

"I haven't made trouble for Israel," Elijah replied. "But you and your father's family have. You have turned away from the Lord's commands. You have followed the gods that are named after Baal."

"Now send for people from all over Israel. Tell them to meet me on Mount Carmel. And bring the 450 prophets of the god Baal. Also bring the 400 prophets of the goddess Asherah. All of them eat at Jezebel's table."

So Ahab sent that message all through Israel. He gathered the prophets together on Mount Carmel.

Elijah went there and stood in front of the people. He said, "How long will it take you to make up your minds? If the Lord is the one and only God, follow him. But if Baal is the one and only God, follow him."

The people didn't say anything.

Then Elijah said to them, "I'm the only one of the Lord's prophets left. But Baal has 450 prophets. Get two bulls for us. Let Baal's prophets choose one for themselves. Let them cut it into pieces. Then let them put it on the wood. But don't let them set fire to it. I'll prepare the other bull. I'll put it on the wood. But I won't set fire to it. Then you pray to your god. And I'll pray to the Lord. The god who answers by sending fire down is the one and only God."

Then all of the people said, "What you are saying is good."

Elijah spoke to the prophets of Baal. He said, "Choose one of the bulls. There are many of you. So prepare your bull first. Pray to your god. But don't light the fire."

So they prepared the bull they had been given.

They prayed to Baal from morning until noon. "Baal! Answer us!" they shouted. But there wasn't any reply. No one answered. Then they danced around the altar they had made.

At noon Elijah began to tease them. "Shout louder!" he said. "I'm sure Baal is a god! Perhaps he has too much to think about. Or maybe he has gone to the toilet. Or perhaps he's away on a trip. Maybe he's sleeping. You might have to wake him up." So they shouted louder. They cut themselves with swords and spears until their blood flowed. That's what they usually did when things really looked hopeless. It was now past noon. The prophets of Baal continued to prophesy with all their might. They did it until the time came to offer the evening sacrifice. But there wasn't any reply. No one answered. No one paid any attention.

Then Elijah said to all of the people, "Come here to me." So they went to him. He rebuilt the altar of the Lord. It had been destroyed. Elijah got 12 stones. There was one for each tribe in the family line of Jacob. The Lord's message had come to Jacob. It had said, "Your name will be Israel." Elijah used the stones to build an altar in honor of the Lord. He dug a ditch around it. The ditch was large enough to hold 13 quarts of seeds. He arranged the wood for the fire. He cut the bull into pieces. He placed the pieces on the wood.

Then he said to some of the people, "Fill four large jars with water. Pour it on the offering and the wood." So they did.

"Do it again," he said. So they did it again.

Day Two Scripture

1 Kings 18:16-45 (NIRV)

"Do it a third time," he ordered. And they did it the third time. The water ran down around the altar. It even filled the ditch.

When it was time to offer the evening sacrifice, the prophet Elijah stepped forward. He prayed, "Lord, you are the God of Abraham, Isaac and Israel. Today let everyone know that you are God in Israel. Let them know I'm your servant. Let them know I've done all of these things because you commanded me to. Answer me. Lord, answer me. Then these people will know that you are the one and only God. They'll know that you are turning their hearts back to you again."

The fire of the Lord came down. It burned up the sacrifice. It burned up the wood and the stones and the soil. It even licked up the water in the ditch.

All of the people saw it. Then they fell down flat with their faces toward the ground. They cried out, "The Lord is the one and only God! The Lord is the one and only God!"

Then Elijah commanded them, "Grab hold of the prophets of Baal. Don't let a single one of them get away!"

So they grabbed them. Elijah had them brought down to the Kishon Valley. There he had them put to death.

Elijah said to Ahab, "Go. Eat and drink. I can hear the sound of a heavy rain." So Ahab went off to eat and drink.

But Elijah climbed to the top of Mount Carmel. He bent down toward the ground. Then he put his face between his knees.

"Go and look toward the sea," he told his servant. So he went up and looked.

"I don't see anything there," he said.

Seven times Elijah said, "Go back."

The seventh time the servant said, "I see a cloud. It's as small as a man's hand. It's coming up over the sea."

Elijah said, "Go to Ahab. Tell him, 'Tie your chariot to your horse. Go down to Jezreel before the rain stops you.' "

Black clouds filled the sky. The wind came up, and a heavy rain began to fall. Ahab rode off to Jezreel.

Day Three Scripture

Matthew 27:27-60 (NirV)

The governor's soldiers took Jesus into the palace, which was called the Praetorium. All the rest of the soldiers gathered around him. They took off his clothes and put a purple robe on him. Then they twisted thorns together to make a crown. They placed it on his head. They put a stick in his right hand. Then they fell on their knees in front of him and made fun of him. "We honor you, king of the Jews!" they said. They spit on him. They hit him on the head with the stick again and again.

After they had made fun of him, they took off the robe. They put his own clothes back on him. Then they led him away to nail him to a cross.

On their way out of the city, they met a man from Cyrene. His name was Simon. They forced him to carry the cross.

They came to a place called Golgotha. The word Golgotha means The Place of the Skull. There they mixed wine with bitter spices and gave it to Jesus to drink. After tasting it, he refused to drink it.

When they had nailed him to the cross, they divided up his clothes by casting lots. They sat down and kept watch over him there.

Above his head they placed the written charge against him. It read, ~This is Jesus, the king of the Jews.=

Two robbers were crucified with him. One was on his right and one was on his left.

Those who passed by shouted at Jesus and made fun of him. They shook their heads and said, "So you are going to destroy the temple and build it again in three days? Then save yourself! Come down from the cross, if you are the Son of God!"

In the same way the chief priests, the teachers of the law and the elders made fun of him. "He saved others," they said. "But he can't save himself! He's the King of Israel! Let him come down now from the cross! Then we will believe in him.

He trusts in God. Let God rescue him now if he wants him. He's the one who said, 'I am the Son of God.' "

In the same way the robbers who were being crucified with Jesus also made fun of him.

From noon until three o'clock, the whole land was covered with darkness. 46 About three o'clock, Jesus cried out in a loud voice. He said, "*Eloi, Eloi, lama sabachthani?*" This means "My God, my God, why have you deserted me?"—(*Psalm 22:1*)

Some of those standing there heard Jesus cry out. They said, "He's calling for Elijah."

Right away one of them ran and got a sponge. He filled it with wine vinegar and put it on a stick. He offered it to Jesus to drink. The rest said, "Leave him alone. Let's see if Elijah comes to save him."

After Jesus cried out again in a loud voice, he died.

At that moment the temple curtain was torn in two from top to bottom. The earth shook. The rocks split. Tombs broke open. The bodies of many holy people who had died were raised to life. They came out of the tombs. After Jesus was raised to life, they went into the holy city. There they appeared to many people.

The Roman commander and those guarding Jesus saw the earthquake and all that had happened. They were terrified. They exclaimed, "He was surely the Son of

Day Three Scripture

Matthew 27:27-60, 28:1-10, 28:16-20
(NIV)

God!"

Not very far away, many women were watching. They had followed Jesus from Galilee to take care of his needs. Mary Magdalene was among them. Mary, the mother of James and Joses, was also there. So was the mother of Zebedee's sons.

As evening approached, a rich man came from the town of Arimathea. His name was Joseph. He had become a follower of Jesus. He went to Pilate and asked for Jesus' body. Pilate ordered that it be given to him.

Joseph took the body and wrapped it in a clean linen cloth. He placed it in his own new tomb that he had cut out of the rock. He rolled a big stone in front of the entrance to the tomb. Then he went away.

* * * * *

The Sabbath day was now over. It was dawn on the first day of the week. Mary Magdalene and the other Mary went to look at the tomb.

There was a powerful earthquake. An angel of the Lord came down from heaven. The angel went to the tomb. He rolled back the stone and sat on it. His body shone like lightning. His clothes were as white as snow. The guards were so afraid of him that they shook and became like dead men.

The angel said to the women, "Don't be afraid. I know that you are looking for Jesus, who was crucified. He is not here! He has risen, just as he said he would! Come and see the place where he was lying. Go quickly! Tell his disciples, 'He has risen from the dead. He is going ahead of you into Galilee. There you will see him.' Now I have told you."

So the women hurried away from the tomb. They were afraid, but they were filled with joy. They ran to tell the disciples.

Suddenly Jesus met them. "Greetings!" he said.

They came to him, took hold of his feet and worshiped him.

Then Jesus said to them, "Don't be afraid. Go and tell my brothers to go to Galilee. There they will see me."

* * * * *

Then the 11 disciples went to Galilee. They went to the mountain where Jesus had told them to go. When they saw him, they worshiped him. But some still had their doubts.

Then Jesus came to them. He said, "All authority in heaven and on earth has been given to me. So you must go and make disciples of all nations. Baptize them in the name of the Father and of the Son and of the Holy Spirit. Teach them to obey everything I have commanded you. And you can be sure that I am always with you, to the very end."

Day Four Scripture

Excerpts from Genesis 39-41 (NIRV)

Joseph had been taken down to Egypt. An Egyptian named Potiphar had bought him from the Ishmaelite traders who had taken him there. Potiphar was one of Pharaoh's officials. He was the captain of the palace guard.

The Lord was with Joseph. He gave him great success. Joseph lived in Potiphar's house.

Joseph's master saw that the Lord was with him. He saw that the Lord gave Joseph success in everything he did. So Potiphar was pleased with Joseph. He made him his attendant. He put Joseph in charge of his house. He told Joseph to take good care of everything he owned.

Potiphar's wife told him, "That's how your slave treated me." When Joseph's master heard her story, he became very angry. So he put Joseph in prison. It was the place where the king's prisoners were kept.

While Joseph was there in the prison, the Lord was with him. He was kind to him.

So the man who was running the prison was pleased with Joseph. He put Joseph in charge of all of the prisoners. He made him accountable for everything that was done there. The man who ran the prison didn't pay attention to anything that was in Joseph's care.

The Lord was with Joseph. He gave Joseph success in everything he did.

Some time later, the Egyptian king's baker and wine taster did something their master didn't like.

So Pharaoh became angry with his two officials, the chief wine taster and the chief baker. He put them in prison in the house of the captain of the palace guard. It was the same prison where Joseph was kept.

Some time passed while they were in prison. Then each of the two men had a dream. The men were the Egyptian king's baker and wine taster. They were being held in prison. Both of them had dreams the same night. Each of their dreams had its own meaning.

Joseph came to them the next morning. He saw that they were sad. They were Pharaoh's officials, and they were in prison with Joseph in his master's house. So he asked them, "Why do you look so sad today?"

"We both had dreams," they answered. "But no one can tell us what they mean."

Then Joseph said to them, "Only God knows what dreams mean. Tell me your dreams."

So the chief wine taster told Joseph his dream.

"Here's what your dream means," Joseph said to him. "In three days Pharaoh will let you out of prison. He'll give your position back to you. And you will put Pharaoh's cup in his hand. That's what you used to do when you were his wine taster.

"But when everything is going well with you, remember me. Do me a favor. Speak to Pharaoh about me. Get me out of this prison. I was taken away from the land of the Hebrews by force. Even here I haven't done anything to be put in prison for."

The chief baker saw that Joseph had given a positive meaning to the wine taster's dream. So he said to Joseph, "I had a dream too."

"Here's what your dream means," Joseph said. "In three days Pharaoh will cut your head off."

Everything happened exactly as Joseph had told them when he explained their dreams. But the chief wine taster didn't remember Joseph. In fact, he forgot all about him.

When two full years had passed, Pharaoh had a dream. In his dream, he was standing by the Nile River. Seven cows came up out of the river. They looked healthy and

fat. They were eating some of the tall grass that was growing along the river.

After them, seven other cows came up out of the Nile. They looked ugly and skinny. They were standing beside the other cows on the riverbank. The ugly, skinny cows ate up the seven cows that looked healthy and fat. Then Pharaoh woke up.

He fell asleep again and had a second dream. In that dream, seven heads of grain were growing on one stem. They were healthy and good. After them, seven other heads of grain came up. They were thin and dried up by the east wind. The thin heads of grain swallowed up the seven healthy, full heads. Then Pharaoh woke up. It had been a dream.

In the morning he was worried. So he sent for all of the magicians and wise men of Egypt. Pharaoh told them his dreams. But no one could tell him what they meant.

Then the chief wine taster spoke up. He said to Pharaoh, "Now I remember that I've done something wrong. Pharaoh was once angry with his servants. He put me and the chief baker in prison. We were in the house of the captain of the palace guard. Each of us had a dream the same night. Each dream had its own meaning.

"A young Hebrew servant was there with us. He was a servant of the captain of the guard. We told him our dreams. And he explained them to us. He told each of us the meaning of our dreams. Things turned out exactly as he said they would."

So Pharaoh sent for Joseph. He was quickly brought out of the prison. Joseph shaved himself and changed his clothes. Then he came to Pharaoh.

Pharaoh said to Joseph, "I had a dream. No one can tell me what it means. But I've heard that when you hear a dream you can explain it."

"I can't do it," Joseph replied to Pharaoh. "But God will give Pharaoh the answer he wants."

Then Pharaoh told Joseph what he had dreamed.

Then Joseph said to Pharaoh, "Both of Pharaoh's dreams have the same meaning. God has shown Pharaoh what he is about to do. The seven good cows are seven years. And the seven good heads of grain are seven years. Both dreams mean the same thing.

"The seven thin, ugly cows that came up later are seven years. So are the seven worthless heads of grain that were dried up by the east wind. They are seven years when there won't be enough food.

"It's exactly as I said to Pharaoh. God has shown Pharaoh what he's about to do. Seven years with plenty of food are coming to the whole land of Egypt.

"But seven years when there won't be enough food will follow them. Then everyone will forget about all of the food Egypt had. Terrible hunger will destroy the land. There won't be anything left to remind people of the years when there was plenty of food in the land. That's how bad the hunger that follows will be.

"God gave the dream to Pharaoh in two forms. That's because the matter has been firmly decided by God. And it's because God will do it soon.

"So Pharaoh should look for a wise and understanding man. He should put him in charge of the land of Egypt.

"Pharaoh should appoint officials to be in charge of the land. They should take a fifth of the harvest in Egypt during the seven years when there's plenty of food. 35 They should collect all of the extra food of the good years that are coming. Pharaoh should give them authority to store up the grain. They should keep it in the cities for food.

"The grain should be stored up for the country to use later. It will be needed during the seven years when there isn't enough food in Egypt. Then the country won't be destroyed just because it doesn't have enough food."

The plan seemed good to Pharaoh and all of his officials. So Pharaoh said to

Day Four Scripture

Excerpts from Genesis 39-41 (NIRV)

them, "The spirit of God is in this man. We can't find anyone else like him, can we?"

Then Pharaoh said to Joseph, "God has made all of this known to you. No one is as wise and understanding as you are. You will be in charge of my palace. All of my people must obey your orders. I will be greater than you only because I'm the one who sits on the throne."

So Pharaoh said to Joseph, "I'm putting you in charge of the whole land of Egypt."

Then Pharaoh said to Joseph, "I am Pharaoh. But without your word, no one will do anything in the whole land of Egypt."

During the seven years when there was plenty of food, the land produced more than the people needed.

Joseph collected all of the extra food produced in those seven years in Egypt. He stored it in the cities. In each city he stored up the food that was grown in the fields around it. Joseph stored up huge amounts of grain. It was like the sand of the sea. There was so much grain it couldn't be measured. So Joseph stopped keeping records of it.

The seven years when there was plenty of food in Egypt came to an end. Then the seven years when there wasn't enough food began. It happened exactly as Joseph had said it would. There wasn't enough food in any of the other lands. But in the whole land of Egypt there was food.

When all of the people of Egypt began to get hungry, they cried out to Pharaoh for food. He told all of the Egyptians, "Go to Joseph. Do what he tells you."

There wasn't enough food anywhere in the country. So Joseph opened the storerooms. He sold grain to the Egyptians because people were very hungry all over Egypt.

People from all of the other countries came to Egypt. They came to buy grain from Joseph. That's because people were very hungry all over the world.

Good Speaks

Activity Packets

Handouts with coloring pages and other activities for days 1, 2, and 4 (day 3 you will be making a necklace instead)

Good Speaks

Day One Activity Packet

You will need one copy for each child at Rainbow Express. Copies will be provided by Mission Arlington / Mission Metroplex while you are here.

Hezekiah and Isaiah

K T Y I S H H H E X B H R D S
T E H P O R P E I G A Z S O G
C V N Y L B U X Z I A U F G J
E V O L D Q G W A E R S J Z K
T E P H I U W S S R K Y S D P
O J D M E R I A O Z X I M E N
R E S Q R D V U Q L M O A R M
P S S E S E N P R A Y E R H A
R U F G D D M A I P M I D Q M
E S F S Q B T Q I P J O I D Y
P E T R S D M V K U S U B G R
S F J A X B W R Y K Z C D J F
J V Q F J F W R S D L J R A G
K X C I K D V A T A P P R Q H
U C Z J U W W N G A Z B L Q I

ARMY

ISAIAH

LOVE

PROPHET

SOLDIERS

GOD

JESUS

MESSAGE

PROTECT

SURROUND

HEZEKIAH



JUDAH

PRAYER

SAVED

Important Message!!

Help get Isaiah's message that God is going to save the city from the Assyrian Army to Hezekiah.





God says, "For the mountains
may move and the hills
disappear, but even then my
faithful love for you will remain."
Isaiah 54:10



The king of Assyria sent Hezekiah a letter saying that he would destroy the city. Hezekiah and Isaiah prayed that God would protect them. God answered their prayers and saved the people of Judah.




Good Speaks

Day Two Activity Packet

You will need one copy for each child at Rainbow Express. Copies will be provided by Mission Arlington / Mission Metroplex while you are here.

Elijah at the Altar

Elijah has the wood, stones, and meat for the altar. Help him get all these items to the altar.



Elijah at the Altar

A Z P N W B V W H T E F J T R
S L J I V P R A A D R S I E D
E F T C H J F T J G A Z Y I V
M F F A Y S D E I G A A T F Z
M A U T R G D R L S R G N I K
B Q A G E V O N E P A D X E Z
L E G O N C A F E H B A A L W
M O G D Y Y E K A I T P X Z S
X S Y D X Y O B N H R D Q J R
L P S G B L J B P G Z F O F I
V O S E T I L E A R S I D O P
V E V S U Y G G U C I O U X W
Z R S E B Y Q Q W Y N R B B J
R I S T O N E S Q T G M Y O T
M F X L I F J E A T C A G V U

AHAB

ALTAR

BAAL

ELIJAH

FIRE

FRIENDSHIP

GOD

ISRAELITES

KING

LOVE

MEAT

PRAYER

STONES

WATER

WOOD

God's Important Message

A	B	C	D	E	F	G	H	I	J	K	L	M	N	O	P	Q	R	S	T	U	V	W	X	Y	Z
12		6	18	24				23			2	4	22	5			1	17	21	9					

I OU CON ESS IT OUR MOUT
 23 26 20 5 9 6 5 22 26 24 17 17 13 23 21 15 20 5 9 1 4 5 9 21 15
T AT ESUS IS LORD AND ELIE E
 21 15 12 21 14 24 17 9 17 23 17 2 5 1 18 12 22 18 25 24 2 23 24 8 24
IN OUR EART T AT OD RAISED
 23 22 20 5 9 1 15 24 12 1 21 21 15 12 21 10 5 18 1 12 23 17 24 18
 IM ROM T E DEAD , OU ILL
 15 23 4 26 1 5 4 21 15 24 18 24 12 18 20 5 9 13 23 2 2
 E SA ED . UT O CAN T E
 25 24 17 12 8 24 18 25 9 21 15 5 13 6 12 22 21 15 24 20
CALL ON IM TO SA ET EM UNLESS
 6 12 2 2 5 22 15 23 4 21 5 17 12 8 24 21 15 24 4 9 22 2 24 17 17
T E ELIE E IN IM ? AND O
 21 15 24 20 25 24 2 23 24 8 24 23 22 15 23 4 12 22 18 15 5 13
CAN T E ELIE E IN IM I
 6 12 22 21 15 24 20 25 24 2 23 24 8 24 23 22 15 23 4 23 26
T E A E NE R EARD A OUT
 21 15 24 20 15 12 8 24 22 24 8 24 1 15 24 12 1 18 12 25 5 9 21
 IM ? AND O CAN T E EAR
 15 23 4 12 22 18 15 5 13 6 12 22 21 15 24 20 15 24 12 1
A OUT IM UNLESS SOMEONE TELLS
 12 25 5 9 21 15 23 4 9 22 2 24 17 17 17 5 4 24 5 22 24 21 24 2 2 17
 T EM ?
 21 15 24 4

Can you solve the code to find God's important message? Figure out which numbers go with which letters. Then fill in the blanks on the puzzle. When you are finished, you will find something we are learning all week long.



Elijah prays in front of all the people. God showed that He was the one true God by sending fire from Heaven. The people believed in God that day.

Good Speaks

Day Four Activity Packet

You will need one copy for each child at Rainbow Express. Copies will be provided by Mission Arlington / Mission Metroplex while you are here.

Joseph Trusts God

T S U R T N E G G D C U T R J
Y X R Q A G I I A R B C C Z J
N O R K A H A F I E X N E G Z
Z M Y S H Y P D N A G C L R B
F V S O B E Y I A M U Y L A L
R E F V S N C J T S I N O Y K
M W Y S S R E H T O R B C E E
K H I R Z F L V J Q P Z Y Y A
E X P L A I N L E O A C G T H
Y V O P A E A U S S S P O P M
B W L J K I H R I R T E E W F
F Q Q R Q X K Z A E C F P T S
O O H I I E O H M V Q O N H J
O R T G M U O V D I X W A G P
D W X A I B R C Z R J Y D X W

BROTHERS

DREAMS

FOOD

MESSAGE

RIVER

COLLECT

EXPLAIN

JAIL

OBEY

SEVEN

COWS

EYEGPT



JOSEPH


POTIPHAR

TRUST


Joseph

Can you help Joseph carry the food to the store-house?





Joseph always tried to obey God. God used Joseph to save a whole country full of people from danger. We can help other people too. When we help them, they can see God's love!



God wants us to share the message
of His love with the whole world.

Good Speaks

Memory Verse

activities to use for reviewing the memory verse during small group times

Teams

Divide the kids into two teams. Let one side say the first part of the verse and let the others complete it. See how loud and soft and fast and slow each side can be. (Remember you can be creative in your team divisions: Boys v. Girls, Sandals v. Tennis Shoes, Eye or Hair Colors, kids wearing shorts v. kids wearing jeans...etc.) Compliment both teams on a job well done.

Memory Verse Challenge

Make signs using construction paper with one or two words of the verse on each. Have several workers or children stand at the front and hold the signs so that everyone can see the words. Lead the children in saying the verse together a few times. Then, one at a time, have the sign holders hide their sign, and say the verse together again. Repeat this until all the signs are hidden and say the verse one more time.

Hand Signs

Assign a hand motion for each word of the verse. Teach the children the hand signs and the words at the same time. Then say the words while the children only do the hand motions. And then do the hand motions while the children say the words.

Volley Verse

Sit or stand in a circle. Take a soft ball or balloon and pass it around in a circle, each person saying one word of the verse as they hold the ball and pass it on. Go fast and slow, repeating the whole verse each time. When the kids feel comfortable

saying the verse, volley the ball from person to person across the circle, letting each person say one word as they pass the ball.

Verse Pop

Gather several small strips of paper and write one or two words of the verse on each strip. Put each paper inside a balloon and inflate the balloon. Let the children who are sitting the most quietly pop the balloon handed to them, and say the word they find inside. Have all the children repeat the word and continue until all the balloons are popped. Have a copy of the entire verse ready so that, in the end, the children can see the whole verse on one page. Repeat the verse several times with all the children. (It is a good idea to write numbers on the balloons so you can hand them to the children in the correct order. Also, be aware of smaller children who might be afraid of the popping noise.)

Verse Puzzle

Write the verse on a piece of paper and cut the paper into 6-10 pieces. Let the children put the puzzle together as a team. Make sure everyone gets a chance to help. When it is finished, say the verse altogether. Put the puzzle together again. See how fast the children can finish the puzzle and say the verse.

Verse Sticks

Write phrases of the verse on several craft sticks. Work together to put the sticks in the correct order.

Verse Chain

Gather several small strips of paper and write one or two words of the verse on each strip. Working together in your small group, tape the links together in circles to make a paper chain. When you finish, say the verse all together.


If you confess with your mouth that
Jesus is Lord and believe in your
heart that God raised him from
the dead, you will be saved.

Romans 10:9



... si confiesas con tu boca
que Jesús es el Señor, y
crees en tu corazón que Dios
lo levantó de entre los
muertos, serás salvo.

Romanos 10:9



. . . si confiesas con tu boca que Jesús es el Señor, y crees en tu corazón que Dios lo levantó de entre los muertos, serás salvo. Pero, ¿cómo van a llamarlo, si no confían en él? ¿Y cómo van a confiar en él, si nada saben de él? ¿Y cómo van a saberlo, si nadie les habla acerca del Señor Jesucristo?

Romanos 10:9, 14



If you confess with your mouth that Jesus is Lord and believe in your heart that God raised him from the dead, you will be saved. But how can they call on him to save them unless they believe in him? And how can they believe in him if they have never heard about him? And how can they hear about him unless someone tells them?

Romans 10:9, 14



A final word . . .

Whether you are coming here to Mission Arlington or using this material for another mission outreach, we are grateful for the opportunity to partner in ministry with you. Please contact us with any questions or to let us know how we can pray for you. Daily updates and prayer requests at Mission Arlington, as well as a variety of additional curriculum resources, are available at our web site.

For this reason I kneel before the Father, from whom his whole family in heaven and on earth derives its name. I pray that out of his glorious riches he may strengthen you with power through his Spirit in your inner being, so that Christ may dwell in your hearts through faith. And I pray that you, being rooted and established in love, may have power, together with all the saints, to grasp how wide and long and high and deep is the love of Christ, and to know this love that surpasses knowledge—that you may be filled to the measure of all the fullness of God.

Now to him who is able to do immeasurably more than all we ask or imagine, according to his power that is at work within us, to him be glory in the church and in Christ Jesus throughout all generations, for ever and ever! Amen.

Ephesians 3:14-21

Mission Arlington / Mission Metroplex
210 W. South Street
Arlington, TX, 76010
Phone: 817-277-6620
E-mail: mission@missionarlington.org
Web: www.missionarlington.org