

# Who do you say I am?

**BEING "CERTAIN OF THE TRUTH" OF THE GOSPEL**

 **MISSION ARLINGTON**  
**MISSION METROPLEX**

Spring Break 2008  
Rainbow Express Curriculum &  
Mission Trip Preparation Packet

# What is this packet?

We are so grateful that you have decided to come to Mission Arlington / Mission Metroplex for your 2008 Mission Trip. This packet contains all of the information you need to plan for a successful ministry here. Please don't be intimidated by the size of this document. Most of these pages are reproducible coloring sheets, memory verse posters, team rosters, handouts, etc. Use this page as a road map to find what you are looking for. After thumbing through this material, please let us know if there are any questions we can answer. We want to be available to help you in any way that we can as you prepare.

**A Note on Saving Money When Printing This Curriculum:** Obviously, this is a large document. We believe it is always better to have as much information as possible to be prepared. However, printing a complete copy for every person coming on your trip can become *very* expensive, especially for large churches. Save money by printing this document two-sided and/or in black and white. You also may find it is not necessary to give every person on the trip every page of this packet. This is how we recommend preparing packets:

## Section One: Trip Planning Helps for Leaders and Students

- This section contains schedule information, maps, dress codes, descriptions of the types of accommodations where you may be staying, packing lists, contact information for parents, and other general planning information. These pages have a blue border. Print one copy of this for each leader on the trip. Note—even though the information is in the leaders' section, you will probably want to include a copy of the packing list and the dress code for each student.

## Section Two: Rainbow Express Training Materials

- This section contains aids for preparing your team to lead Rainbow Express, Mission Arlington's version of an outdoor Vacation Bible School. Here you will find outlines and descriptions of everybody's roles. These pages have a green border. Print one copy of this material for the leader of each Rainbow Express team. (For example, a youth group with 60 people will be four to six Rainbow Express teams.) The leader of each team can distribute the instructions for each role to the correct person.

## Section Three: Rainbow Express Curriculum

- This section contains the lesson plans for each of the four days of Rainbow Express. These pages have a red border. Every person coming on the trip needs a copy of this section. Even if they are not leading a particular portion of the Rainbow Express program, they need to be familiar with the whole thing so that they can be prepared to be helpful.

## Section Four: Rainbow Express Supplemental Materials

- This section contains reproducible materials and extra helps for Rainbow Express like games instructions, puppet song lyrics, craft sheets, etc. These pages have a purple border. Print one copy of this section for each Rainbow Express Team leader. Each team can be familiar with the craft sheets, song lyrics, etc. The copies for your Rainbow Express programs will be provided by Mission Arlington while you are here unless you notify us ahead of time that you would like to donate these copies.

Please let us know anything we can do to help! If you still have questions about anything at all after reading this packet, or if you just need some guidance in preparing, please do not hesitate to contact us at Mission Arlington. Our office phone number is 817-277-6620.

# Section One

## Trip Planning Helps for Leaders and Students

- Mission Arlington Key Terms
- Schedules
- Dress code
- Information on accommodations
- Packing lists
- Map to Mission Arlington
- “The Refrigerator Sheet”: General Mission Arlington information sheet for parents
- T-shirt information and order form for leaders

# Mission Arlington Key Terms

A visitor to Mission Arlington/Mission Metroplex once told us that we sometimes speak in code. We readily admit that so many different things are happening here that it can become a little confusing. This is an explanation of some terms you will run into over and over in this packet.

- **Apartment Churches:** Mission Arlington began in 1986 with a very simple philosophy: take church to people who, for whatever reason, were not coming to a church building anywhere. On the first Sunday of August of that year, a Bible Study met in the living room of a woman that lived in a local apartment community. That first morning, seventeen people found that they could meet Christ in a church that met right where they lived. Today, more than 270 congregations meet all over Arlington in apartments, mobile homes, community centers, playgrounds, laundry rooms, and wherever people will gather. Any given Sunday, more than 5,000 people attend a Mission Arlington church in their own neighborhood.
- **Rainbow Express:** Rainbow Express is the name of the Backyard Bible Clubs you will be leading while you are here. Mission Arlington has been leading outdoor Vacation Bible Schools for our many apartment churches since the beginning. When these programs first began the volunteers that were leading them had a large portable stage built on a trailer that they pulled from site to site for puppet shows. This trailer, which was decorated with a rainbow, came to be known to the children as the Rainbow Express. Rainbow Express then became the name for all of the Vacation Bible Schools.
- **Work Projects:** Mission Arlington follows Jesus' model of ministry: meet both physical and spiritual needs to provide a tangible expression of the Father's love and people will be drawn to Him. Part of each day you are here will be spent leading Rainbow Express programs. With the remainder of each day you will participate in some of Mission Arlington's many other ministries. This might include picking up donations, delivering furniture to families, working in the clothing room or the food warehouse, passing out flyers to invite people to an event, holding field days or other fun events in one of the apartment communities, or any number of other opportunities. Any special materials or training that you may need will be provided while you are here.

## Tentative Sunday Schedule

- 9:00 AM** Meet at Mission Arlington with all groups for welcome, prayer, and orientation
- 10:00 AM** Students depart with Mission Arlington missionaries to participate in Mission Arlington's apartment churches. Leader of each group joins Tillie Burgin, Executive Director of Mission Arlington, for a tour of Mission Arlington's Ministry
- 12:30 PM** Return from apartment churches, take lunch break
- 1:30 PM** Pass out flyers in apartment communities where Rainbow Express will be taking place this week.
- 3:30 PM** Return to Mission Arlington
- 4:00 PM** Join Mission Arlington missionaries for weekly prayer, worship, and preparation time
- 5:00 PM** (Very) short meeting for all group leaders with Matt Hart, Rainbow Express Coordinator
- 5:15 PM** Leave Mission Arlington, pray and make any last minute preparations for beginning Rainbow Express tomorrow

# Tentative Daily Schedule Monday–Thursday

*Please be flexible with your schedule. We may make changes to this schedule to better work with our kids.*

## SCHEDULE FOR GROUPS COMING WEEK OF MARCH 16th–22nd, 2008

8:30	Meet for morning training time
9:30	Training time dismisses
9:45	Morning Rainbow Express groups leave for their site
10:30	Morning Rainbow Express begins
NOON	Morning projects and Rainbow Express end. Clean up, walk children home, etc., then return to Mission Arlington for lunch break. <i>Each student needs to have his/her own sack lunch. You will NOT have time to cook.</i>
1:30	Meet to worship and prepare for Rainbow Express
2:30	Depart for Rainbow Express
3:00	Rainbow Express begins
4:30	Rainbow Express ends. Clean up. Begin projects at Rainbow Express location or Mission Arlington.

## SCHEDULE FOR GROUPS COMING ALL OTHER 2008 SPRING BREAK WEEKS

8:30	Meet for morning training time
9:30	Training time dismisses
9:45	Work projects groups begin assignment (work projects will last from 10:00-1:00) <i>most groups</i> -or- Morning Rainbow Express groups leave for their site
10:30	Morning Rainbow Express begins (for groups not doing AM work projects)
NOON	Morning Rainbow Express begins to wrap-up, clean up, walk children home, etc. Finish by 12:30, come back to Mission Arlington to turn in supplies.
1:00	Take a lunch break (all groups) <i>Each student needs to have his/her own sack lunch. You will not have time to cook.</i>
2:15	Meet to worship and prepare for Rainbow Express
3:15	Depart for Rainbow Express
4:00	Rainbow Express begins
5:30	Clean up at apartment community and return to Mission Arlington Help with various projects at Mission Arlington.

*All weeks: At 6:00 PM, Regular projects end. Option some nights to stay and participate in extended activities (generally Tuesday and/or Wednesday)*

# Dress Code

Mission Arlington's dress code is very basic. We ask all participants to dress modestly, comfortably, and in something where they are ready to work. Casual dress is fine all week long, Sunday included. Here are a few specific requests we make of all groups:

- Shorts are fine all week long. Please no short shorts.
- Footwear is up to you, but because we do so much work and active play outside we recommend tennis shoes over flip-flops.

Please remember that there are certain things you might wear at home working outside in the heat but that may not be the right image for knocking on doors and asking parents to let their children go with you. Because of this, please follow these additional guidelines all week long:

- T-shirts are great to wear, but please no tank tops or any other kinds of sleeveless shirts.
- Baseball caps are fine, but please wear forward at all times. Do not wear bandanas or any other type of head gear. (Winter headgear is okay if it's cold.)

# Accommodations

Some of you, we know, will be spending the nights in a hotel or other location that you have set up. This page answers common questions for the rest of you who have chosen to stay in the accommodations that we provide.

- **Where will we be staying?** Mission Arlington uses several different types of facilities to house guests. All of them boil down to the same basic concept: a safe, clean floor to sleep on, showers, and a kitchen. Smaller groups (anything up to about twenty people) generally stay in our apartment churches. Larger groups generally stay in one of our community centers or in a local traditional church that partners with Mission Arlington. Because group sizes have a tendency to fluctuate so much at the last minute, we do not make final assignments of who will stay where until the week before your arrival.
- **How much does it cost?** We do not charge anything to stay in any of our accommodations because we are committed to the belief that God wants us to provide an open door for anyone who wants to come serve here. There are costs involved for items such as utilities, rent, maintenance, etc. Voluntary donations are very welcome, but not necessary. We believe God always provides.
- **What do I need to bring?** It is a good idea to plan as if you were coming into a completely empty facility. Often our supplies get accidentally packed up by groups when they are leaving and they don't realize it is not a part of what they brought. So, to be on the safe side it is wise to bring or buy here everything you might need: toiletries, kitchen supplies, air mattresses, and more.

Here are some other tips to prepare for a successful experience in our accommodations:

- **Be flexible and unpack only what you need each day:** Mission Arlington/Mission Metroplex is a very busy place. All of our facilities are constantly being used to reach people for the Lord. When you check in for your trip, you will be given a schedule of any activities that might be happening in the location where you are staying.
- **View your accommodations location as another ministry opportunity:** Every place where you will be staying, whether in an apartment or at one of our gyms, is surrounded by other apartments or neighborhoods where the people might know nothing of church except what they see in you. When you park your church van and climb out, the people around you know that you represent Mission Arlington, and much more importantly, our Savior. They may come over to ask you questions. The neighborhood children might want to play tag. Represent Christ in all that you do while you are there, from your behavior in the parking lot, to noise level inside, to how clean you keep the place. Let people see Him in you, and you will find that your "mission trip day" will not end when you return to your home away from home in the evenings.

# Useful Items to Bring for Rainbow Express

Here are some items that may be useful for your group during Rainbow Express. Try to bring as many as you have and as cargo space permits. Some of these items can be borrowed from Mission Arlington/Mission Metroplex if you do not have a way to bring them.

- Some of the memory verse activities require simple supplies like balloons or popsicle sticks. (Since everything at Mission Arlington is donated, some of these items may not be available at Mission Arlington, so bring what you need.)
- Tarp (at least 10' by 10'): excellent to use for the children to sit on during Rainbow Express
- Posterboard: use it for memory verse posters, puzzles, etc.
- Puppets: Mission Arlington has some to loan if you don't have access to puppets
- Battery operated CD player (with batteries): *Very important*
- Water cooler and drinking cups: *extremely* good idea. It's hot in Texas.
- Craft supplies: Mission Arlington will provide some glue, scissors, crayons, etc. You may find it helps your group run smoother if you have some extras.
- Games equipment: cones, hula hoops, etc. will be very useful during your game time. *Note: Please do NOT bring balls or frisbees unless they are of the soft, "Nerf" foam variety. This is by request from the managers of the apartment communities where we hold Rainbow Express.*

## Personal Packing Lists

Here is a personal packing list for each student and sponsor.

### The Basics

- Clothing: see dress code. Bring plenty of comfortable clothing and be ready for Texas Spring weather, which means temperatures ranging from 50° to 95° (or above).
- Bible: keep it with you all the time. It will be your most important lifeline for the week.
- Sleeping bag or other bedroll
- Air mattress or other cot
- Towels, washcloths, toiletries
- Your Rainbow Express material

### A daily backpack

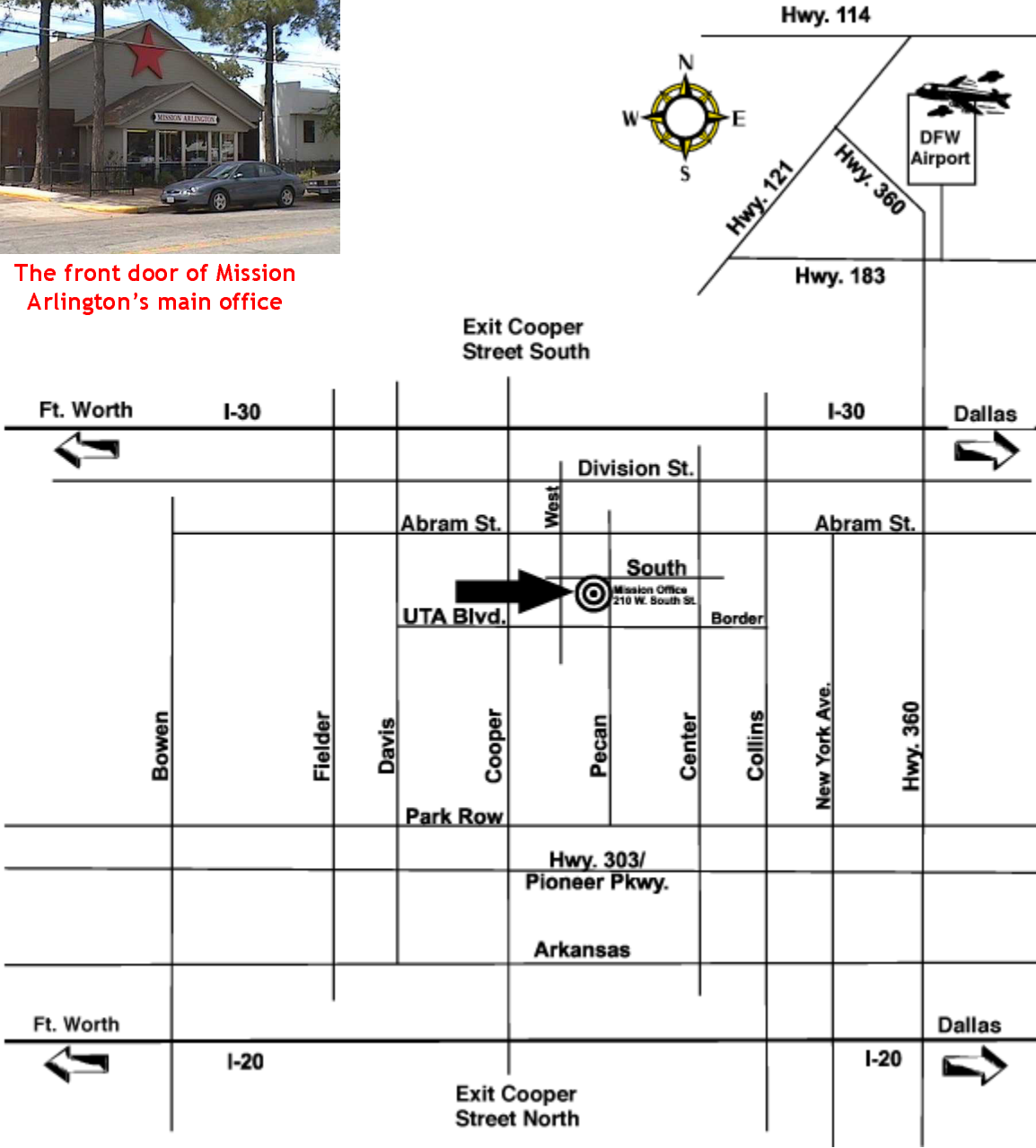
This optional suggestion is borrowed from some of our groups, and it has worked great for them. Have everybody bring a backpack with any or all of the following items:

- Extra Bibles to give away
- Small, basic first aid kit
- Trash bags for cleaning up while you are at Rainbow Express
- Water bottle (*very good idea*)
- Candy or small prizes to give away

# Map to Mission Arlington



The front door of Mission Arlington's main office



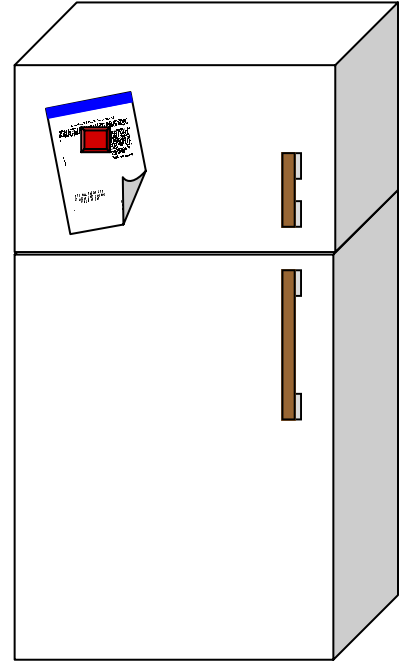
This map, which is not to scale, shows Mission Arlington/Mission Metroplex in relation to all of the major highways in and around Arlington.



# The Refrigerator Sheet

## FOR ALL PARENTS OF STUDENTS ATTENDING SPRING BREAK MISSION TRIP

For our Spring Break Mission Trip this year we will be going to Mission Arlington / Mission Metroplex in Arlington, Texas. We will be serving with Mission Arlington through participating in apartment churches, leading Rainbow Express (Mission Arlington's version of a Vacation Bible School), and a variety of work projects.



- **Mailing Address:** 210 W. South Street, Arlington, TX, 76010. (Note—you are welcome to send students mail while they are at Mission Arlington. On the outside envelope indicate the name of the student and the name of the church or school with whom they are on Mission Trip.)
- **Website:** [www.missionarlington.org](http://www.missionarlington.org)
- **Phone:** 817-277-6620
- **Fax:** 817-277-3388
- **E-mail:** [mission@missionarlington.org](mailto:mission@missionarlington.org)

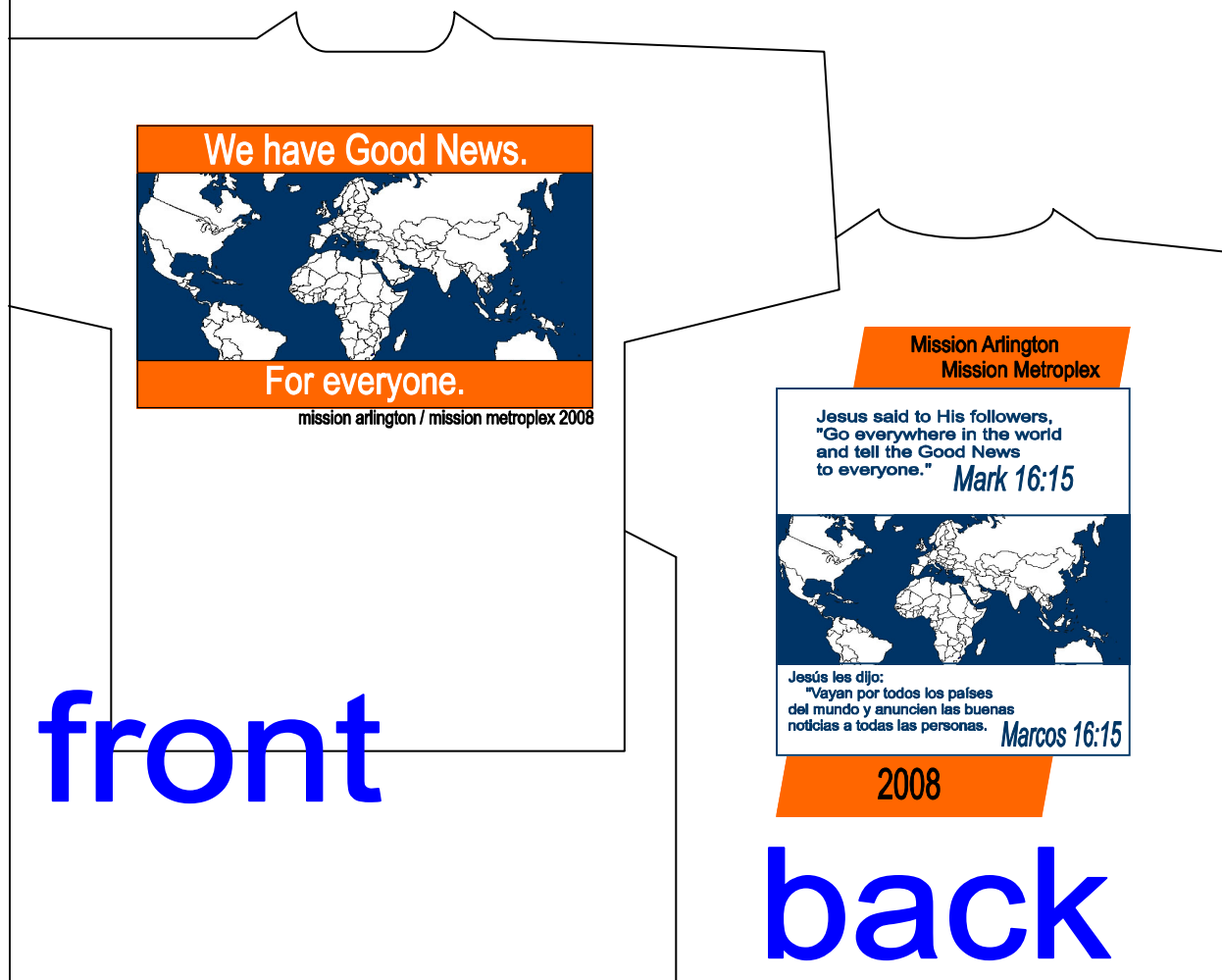
# T-Shirts

Every year Mission Arlington/ Mission Metroplex makes mission trip t-shirts available for groups. Shirts are available in sizes from Adult Small to XXX-Large for \$8 each. The money goes to help fund Rainbow Express and the free summer camps we provide each year for the children and teenagers from the Mission Arlington apartment churches. The theme for this year's shirt is "We Have Good News. For Everyone." There are three ways to order shirts:

1. Buy them while you are here.
2. Pre-buy with check or credit card. We will have them here for you when you arrive.
3. Pre-buy with check or credit card. We will mail them to you. There will be an extra charge for shipping that will depend on how many shirts you purchase.

(An order form to use for pre-orders is on the next page.)

If you need more information about shirts, or to place an order, call Matt at 817-277-6620 or e-mail [matt@missionarlington.org](mailto:matt@missionarlington.org).





# T-Shirt Order Form

Group: \_\_\_\_\_  
Contact name and phone number: \_\_\_\_\_  
Receipt needed:  Yes  No

Date of order: \_\_\_\_\_

Small \_\_\_\_\_  
Medium \_\_\_\_\_  
Large \_\_\_\_\_  
X-Large \_\_\_\_\_  
XX-Large \_\_\_\_\_  
XXX-Large \_\_\_\_\_  
Total: \_\_\_\_\_  
X \$8.00= \_\_\_\_\_

Method of Payment:

- Check
- Credit Card

*For those paying with Credit Card:*  
Card type: (please circle)



Name as it appears on card: \_\_\_\_\_

Billing address of credit card: \_\_\_\_\_

City, State, Zip: \_\_\_\_\_

Credit Card Number: \_\_\_\_\_

3 digit security code on back: \_\_\_\_\_

Expiration date: \_\_\_\_\_

Total amount to be charged: \_\_\_\_\_

T-shirt purchases are optional. You may turn this sheet in when you are here or pre-buy by:

- Printing and faxing this form, along with credit card information, to 817-277-3388.
- Printing and mailing this form, along with a check made out to Mission Arlington, to 210 W South St, Arlington, TX, 76010.
- Calling 817-277-6620 with credit card information and sizes.

Most groups pick up their shirts when they arrive here. If you prefer, we can also mail the shirts to you, with you paying the shipping. If you would like the shirts mailed, please call and ask for Matt Hart.

# Section Two

## Rainbow Express Training Materials

- Descriptions of each Rainbow Express team member's role
- Team rosters
- Rainbow Express outline
- Tips for a successful Rainbow Express
- Tips for working with teenagers that attend Rainbow Express
- Tips for preparing to share your personal testimony

# Prepare the Team

Rainbow Express works best with teams of about 10-15 at each location. If your group is larger, consider dividing into two or more teams, and each team will lead a Rainbow Express at a different apartment community. For junior high or high school students, each team needs at least one adult. If you have one or more teams sharing a vehicle, let the Mission Arlington staff know so they can assign sites accordingly. A brief description of each team member's responsibilities is given on the following pages.

## Team Responsibilities

Each team member will be given one or more of the following responsibilities:

- Team Leader
- Small Group Teachers/Helpers
- Song Leader
- Memory Verse Teacher
- Large Group Leader
- Puppet Team Coordinator
- Game Leader
- Attendance Taker
- Youth Leader

## Team Leader

- ◆ Be the prayer leader for your group. Pray for your team, the people you will encounter in Arlington, and for the Mission Arlington workers that are preparing the way and will be doing follow up.
- ◆ Be in constant communication with Mission Arlington staff as you plan. Ask questions and offer suggestions. Make sure extra activities you are planning do not conflict with your responsibilities at Mission Arlington.
- ◆ Pick a member of each team for each of the team responsibilities. Give each member of the team a copy of the Rainbow Express material.  
**Remember that each team member will be a small group teacher or helper.** If you have a limited number of workers, one person can do more than one task.
- ◆ Give each member of your team a complete Rainbow Express curriculum packet so that they all can be familiar with every aspect of the program. Make sure they are prepared for their particular assignment.
- ◆ Oversee the preparation of all other team members. Be very familiar with the lessons and activities for each day. Ensure that any advance preparation needed for crafts, memory verse activities, or closing activities has been done.

**PREPARATION TIP—**There is a blank team roster in the back of this section. Make one copy for each of your teams and write in who will be fulfilling each responsibility. These sheets should be passed out to each adult sponsor in your group and to Mission Arlington coordinators while you are here. (You will not be able to fill in the Rainbow Express sites until you are at Mission Arlington.)

# Small Group Leaders

- ◆ You will be telling the stories to your small group. Pray that God will prepare the hearts of the kids you will be sharing with to hear His message.
- ◆ Before you come, read all of the stories. Take the time to read them from the Bible and from the packet. Know each story well. As you tell the story have your Bible open to the story. **Never read to the kids word for word from the packet!**
- ◆ Help your children or youth to understand that the story they are learning comes from the Bible. The story you are telling is included in each day's packet as an age-appropriate retelling for children. Be very familiar with the scripture and then use the retelling as a guide to communicate the themes to the children you are working with.
- ◆ Be excited about the story you are teaching. Have fun as you share the love of Christ. The kids need to know that you believe what you are saying and really want them to understand. Make eye contact with the kids and give them 100% of your attention and energy.
- ◆ Take the time to get to know the children in your small group. They need to know you care about them.
- ◆ Watch the kids as you teach. If you are losing their attention, try to involve them more. Make sure the kids hear the message.
- ◆ Review the story at the end by asking questions.
- ◆ Always have your Bible with you while you are leading your small group. Help the children understand that the stories you are teaching this week are true stories from the Bible that help us know how to follow Jesus.

**PREPARATION TIP**—It is often best to work in pairs. Have two workers in each small group. While one is leading the activity (telling the story, explaining the craft, etc.) the other can help children to listen, assist with crafts, and aid in other ways.

# Song Leader

- ◆ You will be leading songs with your Rainbow Express group. Pray that God will help the kids to learn the songs so they can carry the message of Christ's love with them.
- ◆ There is a list of suggested songs at the end of this packet. You are not limited to doing only the songs in the list. Feel free to do any other children's songs that your group knows.
- ◆ Have songs chosen ahead of time that you will sing each day. You can take requests, but have a list of songs ready.
- ◆ Sing "stand up" songs with lots of motions first, then sing "sit down" songs to prepare the children for the puppet show or Bible story.
- ◆ Be sure all of the team members know the songs you are going to sing. All team members should sing with enthusiasm.

# Memory Verse Teacher

- ◆ Pray that they will learn the verse of the week, so they can carry a piece of the Bible with them always.
- ◆ The children will have two opportunities to hear the memory verse each day: once in the opening time in a large group and once after the story time in a small group. You will be responsible for leading the memory verse activity in the large group.

Continued on next page . . .

- ◆ Read through the suggested activities ahead of time. Some require additional planning and/or materials. Make sure you have what you need.
- ◆ Make sure everyone on your team knows the activities you plan to use. Help the other small group leaders decide which memory verse activities they will do each day.
- ◆ Do not simply lead the activities as they are described in the packet. Spend time explaining the meaning of the verse and how it applies to life. Help the children understand what the memory verse means.
- ◆ The verse of the week is:

**PREPARATION TIP**—Bring a poster with the memory verse to teach the kids the words. This is an extremely useful visual aid. There is a one-page poster at the end of the packet. Make sure each small group has one copy. Make a larger, posterboard size for use with the large group.

*English: Salvation is found in no one but Jesus, for there is no other name under heaven given to men by which we must be saved. Acts 4:12*

*Spanish: Solo en Jesus hay salvación, porque no hay otro nombre bajo el cielo dado a los hombres, en el cual podemos ser salvos. Hechos 4:12*

## Puppet Team Coordinator

- ◆ Puppets can attract people to Rainbow Express and are a tool to share the message of Jesus. Pray that God will use your puppet shows to reach people.
- ◆ You need 3-4 people from your team to use a puppet for each show. Assign each person a “voice” (i.e. know who is singing the lead and who is doing the background).
- ◆ You will receive a CD of puppet songs to lip sync along with when you arrive at Mission Arlington. Use a few minutes each evening to practice the next day’s songs.
- ◆ The words to these songs are in the back of the packet. These songs talk about the messages of the stories. You are not limited to these songs. You can bring additional puppet songs or short skits to use.
- ◆ Bring a battery-powered boom box for each team.

**PREPARATION TIP**—If at all possible bring a loud, portable, battery operated CD player for each team with you when you come.

## Attendance Taker

- ◆ Pray for the children that will attend your Rainbow Express and for the Bible Study leaders that will follow-up with the children.
- ◆ The multi-housing communities where you will hold Rainbow Express are places with ongoing Mission Arlington Bible Studies, After School Programs, and other activities. The information you gather will be a valuable resource for the Mission Arlington teams doing follow-up after you are gone.
- ◆ THIS IS AN EXTREMELY IMPORTANT JOB! We need to know about every child that comes and where they live so that we can get them involved in weekly Bible study. Also, if a child accepts

[Continued on next page . . .](#)

Christ as their Savior or needs special attention, you will mark this on the attendance sheet so that the appropriate follow-up takes place.

- ◆ As children arrive on the first day of Rainbow Express, ask for their name (first and last), age, apartment number, and building number (if applicable). *Please do not allow children to write on the attendance sheet.* Please neatly write down the information they give you.
- ◆ Be sure you have the attendance sheets before you depart for the site each day. Make sure you turn in these sheets after Rainbow Express each day. Mission Arlington will provide the blank sheets.

## Large Group Leader

- ◆ Pray for the children you will be teaching. Pray that this week will change their lives.
- ◆ It is your responsibility to help the program flow from one activity into the next activity while in a large group.
- ◆ At the beginning of each day, lead a brief introduction to help transition into the small group times. During the opening time, ask the kids questions about what they learned the day before. See if any of them know the memory verse.
- ◆ Keep the kids involved and interested in everything you do.
- ◆ Always have your Bible with you while you are leading the large group. Help the children understand how much you love your Bible.
- ◆ There are short skits/object lessons at the end of each day's Rainbow Express. These will be really fun and will help drive the point home for the children and teenagers at your Rainbow Express sites. They require preparation ahead of time on your part. You will have to prepare props, learn lines, recruit a partner to act with you, etc. Take the time to do these excellently and they should be a very effective part of your Rainbow Express program.

## Games Leader

- ◆ Be prepared to play some games before Rainbow Express begins as a way to gather and meet children. Play again afterwards to allow more interaction time with those that have come.
- ◆ Kids are more likely to listen to and interact with people who they know care about them. Playing games is one way to build relationships with the kids. Pray that God will use the game time to build relationships between your team members and the children.
- ◆ Find ways to incorporate the concepts of the memory verse and lessons for each day into games you are playing.
- ◆ There is a list of games at the end of this packet. You are not limited to the games on the list. Decide which games you are going to play each day. Involve everyone. Have some games prepared to play with older children and other games prepared to play with younger children.
- ◆ The apartment managers in the places you will be serving have asked Mission Arlington not to use regular balls or Frisbees or anything else that could potentially break windows in the apartment communities. If you want to use these items, bring soft, Nerf® type balls and toys that cannot cause any damage.



# Youth Leader

This position was created to help your group share the gospel with the teenagers that will often gather around the periphery of your Rainbow Express. Choose two people (if possible one male and one female) to be ready to work with any youth.

- **PRAY!** Youth have always been a part of Rainbow Express, because groups like yours have always worked at making friends with the older students that hang out around your activities. However, we have really felt led to make a concentrated effort to expand the scope of Rainbow Express to include youth. Ask God to use the Rainbow Express that you lead exactly as He would desire.
- Be sensitive to the youth. Some may enjoy participating in parts of the regular Rainbow Express program, especially if they have younger siblings that are attending or if they are involved in helping in some way. Others will feel more comfortable staying completely separated from the children for the entire time.
- Be flexible. Every apartment community is different and every teenager is different. You might have no teenagers, you may have one, and there might be a dozen. Be prayerfully ready for whatever happens.
- Be sure to report any youth that attend on the Rainbow Express attendance sheet so that the Mission Arlington missionaries can effectively follow up.

There is no sure-fire method for working with youth, but here is one possible suggested schedule for a youth Rainbow Express:

While the children are:	The youth leaders are:
in opening large group: singing, puppets, memory verse, etc.	meeting any teenagers, going with them to invite their friends, etc.
in small groups: story, crafts	having the youth help to pass out craft supplies to children's small groups, then gathering in their own location. Lead a Bible Study based on the children's Bible Story for the day. Help the youth learn the memory verse.
in games time	having their own youth recreation time. See <i>Tips From A Mission Arlington Missionary</i> for ideas.

# Rainbow Express Team Roster: Team \_\_\_\_\_

Contact Cell Phone Number:

AM Rainbow Express Site:  
(to be filled in at Mission Arlington)

PM Rainbow Express Site:  
(to be filled in at Mission Arlington)

<b>Adult Sponsor(s):</b>	
<b>Team Leader:</b>	
<b>Large Group Leader:</b>	
<b>Song Leader:</b>	
<b>Memory Verse Teacher:</b>	
<b>Puppet Team Coordinator:</b>	
<b>Game Leader:</b>	
<b>Attendance Taker:</b>	
<b>Youth Leader:</b>	
<b>Small Group Teachers/ Helpers:</b>	

*Remember that one person can have more than one responsibility.*

## The Plan: What to do at Rainbow Express

- ◆ Begin by gathering the children. The games leader and attendance taker will wait for the children at the site. All other team members need to **knock on doors**.
- ◆ As the children arrive, begin playing games. **Write down each child's name and apartment number** on the attendance sheet.
- ◆ After finishing the games, begin singing **songs**. You may want to sing a couple of songs, then do a puppet song, then sing another song, then a puppet song. This will give the puppet team a chance to rest their arms in between songs.
- ◆ A couple of students share their **testimony**.
- ◆ Ask for prayer requests and pray.
- ◆ The Memory Verse leader will lead the children in learning the memory verse during the first **memory verse activity**.
- ◆ Divide up into **small groups**, as small as you can depending on the number of children and people in your group. During this time you will tell them the **story**, make your **craft**, and do another **memory verse activity**.
- ◆ Each small group will lead a closing activity for their small group.
- ◆ Reassemble for a large group **closing time**. The Large Group Leader will lead a short review time to help wrap up the day's activities.
- ◆ Play **games** until it is time for Rainbow Express to end.
- ◆ Pass out **snacks** to each child and **walk them home**.
- ◆ **Pick up trash** and make sure your Rainbow Express site is clean before you leave.

## Tips for a Successful Rainbow Express

- ◆ **PRAY!** This is what will make or break your week. Everything you do must be bathed in prayer.
- ◆ When you first get out to the apartment community, most of the team needs to go door to door and round up the children. Some children will come early, so one or two people need to be ready to stay at the site to play games with the children (rather than knock on doors).
- ◆ Parents and older youth will probably stand around the perimeter. Get to know them, talk with them, and invite them to the Bible study at that particular apartment complex. You will receive the information about these Bible Studies when you are here.
- ◆ The opening and closing Large Group Times can be a difficult time to keep the children's attention. The more energy, preparation, and creativity you put in, the more interested and involved the children will become.
- ◆ Be sure you are always with the children. You can make a difference in their lives this week. They want and need your undivided attention.
- ◆ Love all the children. Try to get to know each of them.
- ◆ Remember that you have important jobs to be done. Don't forget your responsibilities.
- ◆ If you are not leading the singing or telling the story, sit among the children.
- ◆ Have fun! If you are having fun, the children will have fun. Likewise, if your attitude isn't the best, they will imitate your attitude.
- ◆ Everyone needs to make sure that every child and his/her apartment number are on the attendance list.
- ◆ Everyone work together and help each other.
- ◆ **PRAY!** Remember to **pray without ceasing** the whole week.

## Tips About Working With Youth From A Mission Arlington Missionary

As you are gathering the younger children for Rainbow Express, inevitably you will see older youth who seemingly couldn't care less about hanging around with the little kids. Some of these youth will, however, hang out around the periphery of your Rainbow Express acting, of course, like they're not interested. But don't be fooled. If they're hanging out, they are interested.

I pray that these tips, which have been effective in reaching youth in the apartment communities where we minister, will give you some guidance on ways to engage these youth in non-threatening ways.

- **Introduce yourself:** Don't wait for the youth to walk up to you—it won't happen. You (2 or 3 of you) should walk up to them, stick out your hand to shake theirs & introduce yourself. If you're meeting guys, invite them to throw the football, play soccer, or even wall-ball (at an appropriate place). Try to do this event somewhat removed from the younger kids because they may get distracted. If you're meeting girls who aren't interested in football, soccer, or wall-ball, just be prepared to sit with them and get to know them.
- **Engage them:** Maybe they can help you unload, carry boxes, pick up trash, help translate (lots of Spanish speaking kids will be attending Rainbow Express), play with the younger kids after Rainbow Express is over, etc. During this time, you will continue to get to know them.
- **Develop a Relationship:** Remember that in Jesus' ministry, he met physical & emotional needs a lot of time before he addressed a person's spiritual needs. Don't be judgmental even if their looks, language, or conversation startles you. Hopefully you will have four days with them, so get to know them and when the Spirit leads you, begin the conversation about a relationship with Christ. Don't make assumptions about whether or not they are believers. You'll come across both.
- **Make Them Feel Special:** You want them to know that you have planned this time for them. Come prepared with football, soccer ball, basketball, etc. Maybe bring an additional snack for them. Sit around with the youth & munch on chips or cookies while you get to know them. Bring a few Bibles (pick an easy to read translation like NIV) so as one reads they can all follow along. Keep the actual lesson time short—most of the time should be spent getting to know them & discussing the lesson.

*NOTE—Keith & Julie, who wrote these tips, lead a team that has church in more than a dozen apartment communities in East Arlington and Grand Prairie. The teenagers from their apartment churches help to teach Bible Studies, train other teenagers, and lead Rainbow Express mission trips in several languages.*

## Tips on Preparing Your Testimony

- **Be Brief**—Remember the age of the children you are working with. They have short attention spans. You want them to understand and remember your point. The longer you talk, the less they may walk away with. Your goal should be not more than five minutes each for two testimonies, six to seven minutes for one, tops.
- **Be Simple**—Your children will not understand the phrase “I used to really struggle with trying to keep the reprobate, carnal impulses of my fleshly nature under control until I accepted the sanctifying work of the Lamb on the cross”. They will understand “When I pray and ask Jesus for help, He helps me do what God wants me to do”. Avoid the temptation to speak *churchese* while you share. Talk like you really talk.
- **Be Animated**—Let your love for Jesus show in your words, face, gestures, and tone of voice. If you share your testimony like you would share a school report on 18<sup>th</sup> century garbanzo bean farming techniques, the children will not care. If you are excited about what Christ has done in your life, the children will be too.
- **Be Excited**—Sometimes there is a temptation to think that your personal testimony may not be as interesting as somebody else's. Remember that we never need to compare our relationship with Christ to another. It took just as much of Jesus' sacrifice to save us as it did any other human being on the planet. Be excited and grateful for what God did in your life, whether it happened as an adult in prison or a five-year-old in Sunday School.
- **Be Prayerful**—Like everything else you do this week, sharing your testimony must be bathed in prayer. Ask God to give you the right words and demeanor. Ask Him to prepare the hearts of the people that will be hearing.
- **Give God the Glory**—This may sound obvious: but remember to make your testimony about God. Your testimony is not about the bad things you used to do. It's not about the good things you do now. It is about the change that Jesus brought in your life. It is about His sacrifice and His forgiveness. Make sure people walk away from your testimony impressed by Jesus, not by you.

# Section Three

## Rainbow Express Curriculum

Stories, crafts, memory verse activities, and opening/closing activities for all four days of Rainbow Express

# Day One: Jesus is God

- **Large Group**
  - Songs
  - Puppets
  - Testimony
  - Memory Verse: Fast and Slow
- **Small Group**
  - Story: The Transfiguration
    - Theme: Jesus is God
    - Scripture for today's story: Luke 9:18-43
  - Memory Verse Review
- **Large Group**
  - Skit, story review questions

S  
U  
M  
M  
A  
R  
Y

## Pre-Rainbow Express Gathering

You will begin each day by knocking on doors and then playing games to help attract children to your Rainbow Express.

## Song Time/Puppets

When it is time to begin your activities, have all the children sit down in a large group. It would be helpful to bring a tarp for them to sit on. When the children are together and seated on the tarp, begin your song time.

The Song Leader will come to the front of the group to lead songs. One or two others may also want to come to the front to help show motions. Be sure to have several songs ready to sing and that everyone in the group knows the songs.

During this time you will also have the puppets sing their song(s). Doing the puppet show in between songs can help keep the children's attention. You are provided with one song for each day. If the children are responding well and enjoying the puppet music, it is okay to perform more than one of the songs and repeat the songs from day to day.

## Testimony

The theme for this whole week of Rainbow Express is *Who Do You Say I Am?* Each day you will be sharing stories, songs, crafts, and other activities that help the children understand that we can be sure that Jesus Christ is our only Savior. Obviously, the decision to follow Christ is an incredibly personal decision. It is important that the children and youth who attend your Rainbow Express understand that a personal relationship with Christ is a very important reality for the members of your group. Every day during the opening time one or two members of your group can share a short version of their testimony in front of the large group. The goal is to let the children see how listening and obeying as God has spoken in your life has made a practical and meaningful difference. *(For help on sharing in a way that will be age-appropriate and meaningful with children, each person who plans to give their testimony should read the sheet Tips on Preparing Your Testimony in the training materials section of this packet.)*

## Memory Verse Activity

When the Large Group Leader finishes his opening time, the Memory Verse Teacher will come to the front to lead the memory verse activity. The large group memory verse activity for day one is "Fast and Slow". Have your poster of the memory verse

**TIP**—The Large Group Leader should serve as a sort of "master of ceremonies" to keep each activity flowing smoothly. He should not, however, tell the day's Bible story. That will go much smoother in the small group time. Children listen more attentively in smaller groups.

# Day One: Jesus is the Son of God

available. Read through the verse all together several times to practice. Practice saying the memory verse faster and faster. Try saying it slower and slower. Say it in “slow motion”, using exaggerated hand motions and deep slow motion voices.

## Introduction of Today’s Story--Building the Foundation

When the memory verse teacher is finished, the Large Group Leader will return to the front to provide a brief introduction to the day’s theme and story. Each day you will re-introduce the concept that the Bible tells us that truth about God’s love and the Savior He sent for us. Take time to sum up the previous day’s stories and themes. Be sure each day to introduce the theme for the day’s story. The stories for the whole week are intended to show that we can be confident in Jesus as our Savior. Help the children understand that God wants desperately for all people to know Him and accept Christ as their Savior. When you have finished this introduction, divide the children into small groups to hear the Bible story.

*Below is a suggested narrative to help with the day’s introduction.*

God created the world long ago. He made the angels and the Arctic, the sun and stars, the trees and turtles, and the rocks and raccoons. God made the water and the light and the wind. He made everything that there is! Last of all, God made people.

God made us because He wanted us to be His friends. He wanted us to spend time with Him. He wanted us to be with Him forever.

Something terrible happened. Some of the angels God had made turned against Him. They became enemies of God, so He sent them away.

One of these evil angels convinced the first people that they should disobey God too. The people listened to him instead of listening to God. People began to do bad things, things the Bible calls sin.

God is perfect. Sin cannot be around Him. Because of that, the first people had to leave the perfect lives that God had for them. Ever since then, our human lives have been full of problems.

God was very sad that people had turned against Him. He still loves us very much. He does not want us to have to be away from Him.

So God made a promise. He promised that somebody would come to save people. This Savior would make a way to take away people’s sins. For a very long time, people waited for the Savior. God sent messages through people called the prophets, reminding them that He was going to send somebody to save them.

About two thousand years ago, the Savior finally came. His name was Jesus. He came to Earth to help us. He came to make a way to take away our sins. Jesus lived an amazing life, helping people and teaching that God still loves us. In the end, He did something incredible to take away our sins. He gave up His own life so that we could be saved.

People are amazed by the things Jesus did while He was here. Jesus walked on water, brought dead people back to life, and even told a storm what to do.

Some people were not happy about what Jesus did and taught. They spread lies about Jesus, just like Jesus’ followers spread the truth about Him. God told four men, Matthew, Mark, Luke, and John, to write books telling the true story of Jesus’ life. Today, those books are part of our Bible. This week we’re going to be learning the truth about Jesus from those books. God wants us to know for sure who Jesus is.

I am going to read to you part of the very beginning of Luke’s book. Luke wrote: “Many people have attempted to write about the things that have taken place among us. Reports of these things were handed down to us. There were people who saw these things for themselves from the beginning and then passed the word on. I myself have carefully looked into everything from the beginning. So it seemed good also to me to write down an orderly report of exactly what happened. I am doing this for you, most excellent God-Lover. I want you to know that the things you have been taught are true.”

All this week were going to be learning for certain that what we know about Jesus is true.

*(NOTE—The quotation above is Luke 1:1-4 from the NIRV, with the phrase “God-Lover”*

# Day One: Jesus is the Son of God

*substituted for the name Theophilus.)*

## Small Group Story Time

*When the Large Group Time is over, divide the children into small groups for story time. The text provided here is to serve as a guide for you while you tell the story. Read it through several times and be able to tell it from memory. It is not important to be able to recite this story word-for-word. Your goal is to be able to relate the story to a level children will understand. Use the wording included here as suggestions to help you make these concepts understood by elementary age children. Feel free to adapt these words to fit well with your own style.*

## Today's Story:

While Jesus was here on Earth, He did many amazing things that only God could do. As Jesus travelled from place to place teaching about God's love, He did things to show people that He was really God. Jesus healed sick people, opened the eyes of blind people, and even brought dead people back to life.

When people heard about the amazing things Jesus did, they became very excited. Huge crowds began to follow Jesus from town to town. They liked listening to Jesus teach. They also liked to see the amazing things that He did. People began to talk about Jesus all over the country. They were trying to decide what they believed about Jesus.

One day, a few of His closest friends and followers were with Him. Jesus asked them a question. "Many crowds of people follow me. Who do all these people think I am?" Jesus said.

"Some of the people think you are somebody that has come back from the dead. Some think you might be one of the people God gave messages to long ago. They think you came back to bring more messages."

Jesus knew that these stories were not the truth about who He was. He wanted His friends to know who He really was. "What about you?" Jesus asked them. "Who do you say I am?"

One of Jesus' followers named Peter answered. "You are the special one from God to save the world." Peter said. Peter was right. He believed that Jesus was telling the truth about who He was.

Many people back then were trying to decide what to believe about Jesus. Some people are still trying to decide today. The truth is that Jesus is exactly who He said He is: the Savior who came to take away the world's sin.

About a week later, Jesus took Peter and two brothers named James and John with Him up a mountain to pray. While He prayed, Jesus changed in front of them. He no longer looked like a normal person like you or me. His face was changed, and His clothes shone as bright as lightning. Two men from very long ago named Moses and Elijah came down from Heaven to speak with Him. They were talking about Jesus about what He would soon do to take away sin.

Peter, James, and John had been very sleepy on the mountain. But when they saw Jesus change, they were amazed. They saw that Jesus really was God. They could see the two men talking with Jesus.

Moses and Elijah were about to go back to Heaven because they were finished speaking with Jesus. Peter did not want them to go. He wanted to stay on the mountain with Jesus, Moses, and Elijah. "Master, it is good to be here together," Peter said. "Let's make three places to stay: one for you, one for Moses, and one for Elijah."

Peter did not understand that Jesus had to go back down from the mountain. He had an important mission to take away sin.

A cloud came down from Heaven and surrounded Jesus, Peter, James, John, Moses, and Elijah. Jesus' three friends were afraid. God's voice came down from Heaven. "This is my Son, my Chosen One. Listen to what He says!" Then the cloud went away. When it left, Moses and Elijah were gone.

The next day, Jesus took His friends down from the mountain. He still had work to do to save people from sin and bring them back to God. A large crowd was waiting for Jesus at the bottom of the mountain. One of the men in the crowd had a son who needed help. There was an evil spirit in



# Day One: Jesus is the Son of God

the boy that sometimes made him scream or tried to hurt him by throwing him into fire or water.

The man was looking for somebody to help his son. He asked people to help, but nobody could. “Bring your son to me,” Jesus told the man. Because Jesus was God, the spirit had to obey what Jesus said. He ordered it to leave the boy alone. The spirit left him right away. Jesus gave the boy back to his father. Everyone who saw what happened was amazed at how wonderful God is.

The people around Jesus had to decide to believe the truth about Him. Some of the people did not believe the truth. They did not believe that Jesus had really come to save people and take away our sin. Other people did believe. They saw the wonderful things Jesus did. They heard the wonderful things that He taught. They could see, like Peter did, that Jesus really was God and that He came to save us.

Today, just like two thousand years ago, there are people who do not tell the truth about Jesus. There are people today that say Jesus was not really God. They say that maybe He was just a very special person, or a great teacher about God, or maybe that God made Him. The Bible tells us for sure that Jesus is God.

We have to make a choice, just like those people had to choose. Are we going to ignore what Jesus wants to do for us? Or are we going to believe the truth about Him, that He really is God? Will we trust Jesus to save us from sin and bring us back to God? That is exactly what He wants to do, and exactly why He came. We can know the truth about Jesus. When we do, we will be ready to let Him save us.

If you would like to know more about how Jesus wants to save you, please tell us. We would love to help you know how.

*Each day you will close the story time with an invitation to accept Jesus. Say something like this:* God wants everybody to follow Him. The problem is that sometimes we do bad things that the Bible calls sin. A sin is anything that we do that God does not want us to do. God still loves us, even though we sin. That’s why Jesus came. Jesus died on the cross to be punished for our sins. Then on the third day He came back to life. Now, for anybody who asks, Jesus will take away our sins and become a part of our lives. He will help us to follow Him. The Bible says that if we believe Jesus in our hearts and follow Him, He will save us from our sin and help us to follow God. Then one day we will be with Him in heaven. Anybody that wants to choose to follow Jesus can do that today. We would love to help you know how.

## Prayer Time

Take this time after the story to pray with the children in your small group. Ask them for things they would like to pray about. Tell God how awesome He is. Ask Him to help you and the children in your small group to listen to God and obey Him. Pray that the children in your group will get to know God and feel the love He has for them.

## Craft

While still in your small groups, lead the children in making the craft or filling out the activities packet for the day. The craft time is not only a way to reinforce the lesson, but it also allows time to get to know the children in your small group. During this time, ask them questions about their families, friends, and school. Invest in their lives. For today’s craft time you will give each child an activity packet with pictures to color and various puzzles to solve.

*Supplies needed:* crayons, 1 activities packet for each child

*Note—an activities packet for days 1,2, & 4 is included in the Supplements and Handouts portion of this curriculum. These pages are copyright free and available for reproduction. You may also find additional resources such as more coloring pages by searching on-line or using Bible coloring books. We will have some copies of these types of additional materials available for you here during your trip. Day 3 you will be making a bead necklace to share the plan of salvation instead of packets.*

# Day One: Jesus is the Son of God

## Memory Verse Activity

Each day the small group time will include a Memory Verse Activity. The Memory Verse time is one of the most important activities of the day. We want these children to remember God's word and why it is important to them. A list of potential activities is included in the Supplements and Handouts portion of this packet. Use a different idea from that list each day to help the children learn the words of the verse and to explain why it applies to their lives. (Some require extra preparation, so be sure to review the list in advance.) The memory verse for this week is:

**TIP**—There are one page posters with the memory verse for older and younger children in English and in Spanish in the Supplements and Handouts portion of this packet. Having a copy of the one page memory verse poster with you can help you teach the verse.

*English: Salvation is found in no one but Jesus, for there is no other name under heaven given to men by which we must be saved. Acts 4:12*

*Spanish: Solo en Jesus hay salvación, porque no hay otro nombre bajo el cielo dado a los hombres, en el cual podemos ser salvos. Hechos 4:12*

## Wrap Up

Each day you will end your Rainbow Express in a second large group session. Have all the children return to the tarp where you started. Sometimes the movement from small groups to large group becomes distracting, especially to younger children. If you find your children becoming noisy as you return to your large group, consider singing a few songs to help everybody focus again.

In this large group session you will have a short skit/object lesson to help emphasize the theme of the day's activities. A script is provided below. When you finish the skit, ask the children review questions to help them re-cement in their own minds the day's Bible Story. Review the memory verse together one last time, then pray before dismissing to games time and snacks.

## Day One Object Lesson:

*Each day you will provide a visual object lesson during your large group closing time that is designed to help drive home the day's theme.*

*Set-up for today:*

*Two Actors, A Bible, and A "Get-Rid-O-Sin-O-Matic" Kit. Make a brightly colored box or bag with a gaudy label. (Imagine the kind of thing you would buy from a late-night infomercial.) Inside the kit put: soap, paint, some sort of humorous disguise like a funny hat or fake nose, a large fork or spoon, and some kind of snack.*

*Have the actor with the kit stand in front of the group and rummage through the items inside. He needs to pick the soap and start rubbing it all over his clothes. While he is rubbing, have the second actor walk up, Bible in hand, and watch confusedly.*

Actor 1: What in the world are you doing? Aren't you going to mess up your clothes?

Actor 2: Oh hello. I hope it won't mess up my clothes, but I've gotta try. I'm using my new, super deluxe "Get-Rid-O-Sin-O-Matic" Kit. I bought it to help get all the sin out of my life.

Actor 1: A Get-Rid-O-Sin-O-Matic? What are you talking about?

Actor 2: Well, today at the first part of Rainbow Express they said that we all mess up and sin

# Day One: Jesus is the Son of God

sometimes. That sin keeps us away from God, right?

Actor 1: Well . . . yes that's true. But did you stay until small groups and learn the story today?

Actor 2: No, I was so worried about sin, that I ran all the way home. I got on-line and ordered this kit. It's supposed to have lots of different ways to get rid of sin. Look, I'll show you. *(Pull the items out of the kit as you explain them.)* First, I'm supposed to use this soap and scrub as hard as I can. Hopefully, that will get rid of all the sin. Then, if that doesn't work, I paint all over myself with this.

Actor 1: You *paint* all over yourself?

Actor 2: Oh yes. Hopefully, that will cover up my sin. If that doesn't work, I put on this disguise. Then, maybe God won't recognize my sin.

Actor 1: God knows everything. He definitely won't be fooled by that.

Actor 2: Yeah, I kind of thought that too. There's also this big scooper. If the soap, and the paint, and the disguise don't work, I can try to just scoop out my sin.

Actor 1: That doesn't make any sense.

Actor 2: I didn't think so either, but that's what the instructions said. Look, the kit even came with a snack in case I get hungry from all the scrubbing, painting, disguising, and scooping. You want to share my snack?

Actor 1: No thanks. I hope you didn't pay very much for that kit. Because you just wasted your money.

Actor 2: What do you mean?

Actor 1: You should have stayed at Rainbow Express until the story. You're right that sin is a big problem. But we learned that there's already an answer to the sin problem.

Actor 2: You're kidding.

Actor 1: Not at all. God promised a long, long time ago that He would save us from sin. That's why Jesus came to be our Savior. Jesus knew the only way to get rid of sin is to punish it.

Actor 2: Oh no!

Actor 1: Don't worry. It's already been taken care of. Jesus never sinned. He never did anything bad, but He died on the cross. He was punished for *our* sins. We do bad things, but He took our trouble for us. That's how much He loves us. You don't need a Get-Rid-O-Sin-Whatever Kit. You need Jesus. He's the one, the *only* one, who can forgive our sins. He proved to us that He is God our Savior.

Actor 2: How did he prove it?

Actor 1: Lots of different ways, but our Bible Story today was one example. Here, I'll show you. *(Open the Bible and point it out to Actor 2.)* We learned this story today. I'll bet these kids can help explain it to you.

*Use this line as a natural transition into the review question time.*

**Game Time/Snacks**

# Day One: Jesus is the Son of God

When you are finished, pray together and be ready to play games until the end of the Rainbow Express program. After the game time, pass out snacks, clean up the area, and walk everyone home. Return to Mission Arlington to turn in your materials and attendance sheet.

# Day Two: Jesus Forgives Sin

- **Large Group**
  - Songs
  - Puppets
  - Testimony
  - Memory Verse: Loud and Soft
- **Small Group**
  - Story: The Healing of a Paralytic
    - Theme: Jesus Is the *Only* One who can Forgive Sin
    - Scripture for today's story: Luke 5:17-26
  - Memory Verse Review
- **Large Group**
  - Skit, story review questions

S  
U  
M  
M  
A  
R  
Y

## Pre-Rainbow Express Gathering

You will begin each day by knocking on doors and then playing games to help attract children to your Rainbow Express.

## Song Time/Puppets

When it is time to begin your activities, have all the children sit down in a large group. It would be helpful to bring a tarp for them to sit on. When the children are together and seated on the tarp, begin your song time.

The Song Leader will come to the front of the group to lead songs. One or two others may also want to come to the front to help show motions. Be sure to have several songs ready to sing and that everyone in the group knows the songs.

During this time you will also have the puppets sing their song(s). Doing the puppet show in between songs can help keep the children's attention. You are provided with one song for each day. If the children are responding well and enjoying the puppet music, it is okay to perform more than one of the songs and repeat the songs from day to day.

## Testimony

The theme for this whole week of Rainbow Express is *Who Do You Say I Am?* Each day you will be sharing stories, songs, crafts, and other activities that help the children understand that we can be sure that Jesus Christ is our only Savior. Obviously, the decision to follow Christ is an incredibly personal decision. It is important that the children and youth who attend your Rainbow Express understand that a personal relationship with Christ is a very important reality for the members of your group. Every day during the opening time one or two members of your group can share a short version of their testimony in front of the large group. The goal is to let the children see how listening and obeying as God has spoken in your life has made a practical and meaningful difference. *(For help on sharing in a way that will be age-appropriate and meaningful with children, each person who plans to give their testimony should read the sheet Tips on Preparing Your Testimony in the training materials section of this packet.)*

## Memory Verse Activity

When the Large Group Leader finishes his opening time, the Memory Verse Teacher will come to the front to lead the memory verse activity. The large group memory verse activity for day two is "Loud and Soft". Have your poster of the memory verse

**TIP**—The Large Group Leader should serve as a sort of "master of ceremonies" to keep each activity flowing smoothly. He should not, however, tell the day's Bible story. That will go much smoother in the small group time. Children listen more attentively in smaller groups.

## Day Two: Jesus Forgives Sin

available. Read through the verse all together several times to practice. Practice saying the memory verse together. Slowly begin to increase the volume. Divide the children into two or more teams. Have them try saying the verse together as a team. See who can say it loud and who can say it soft. Try playing Telephone by having all the children sit in a circle. Have the verse travel around the circle by having each child whisper the next word in the verse to their neighbor.

### Introduction of Today's Story--Building the Foundation

When the memory verse teacher is finished, the Large Group Leader will return to the front to provide a brief introduction to the day's theme and story. Each day you will re-introduce the concept that the Bible tells us that truth about God's love and the Savior He sent for us. Take time to sum up the previous day's stories and themes. Be sure each day to introduce the theme for the day's story. The stories for the whole week are intended to show that we can be confident in Jesus as our Savior. Help the children understand that God wants desperately for all people to know Him and accept Christ as their Savior. When you have finished this introduction, divide the children into small groups to hear the Bible story.

*Below is a suggested narrative to help with the day's introduction.*

This week we're learning the truth about Jesus. Yesterday we learned that Jesus is really, truly, 100% God. He showed that over and over by the amazing things that He did, things that we know only God could do. Many, many people saw Jesus prove that He was God, our Savior. Those people began to tell others about Him. They wanted to follow Jesus' instructions to tell the whole world about His love.

These followers of Jesus began to travel all over the world, teaching that Jesus loves people and can save us. As they traveled, they talked to many people that believed many different things about God and about how to go to Heaven. They found people that believed in many different false gods or that thought they knew other ways to get to Heaven. Jesus loves all people, so He wants all people to know the truth. He wants us to know that He is the only way that we can go to Heaven. Jesus is the only Savior that can really take away people's sins.

The Bible tells us about what Jesus' followers had to go through to spread the Good News about Him through the world. In some cities they were treated kindly, but in many places they were attacked, thrown in prison, or driven out of town. Some of Jesus' followers were even killed. They didn't give up though. They wanted to make sure the whole world knew that trusting Jesus is the *only* way to be saved.

Just like Jesus' followers back then, we may hear lots of different stories about how to get to Heaven. People might tell us lots of different ideas about how to know God. We don't have to worry, though, because the Bible tells us the truth. We can trust that Jesus is the way to live forever with God.

Remember that yesterday we learned that Matthew, Mark, Luke, and John wrote books to tell the truth about Jesus. In John's book he tells us about Jesus' last night before He was arrested and then killed on the cross. Jesus spent that night with His followers, teaching them one last time before His death and return to life.

That night Jesus told His followers very plainly that He is "the way, the truth, and the life". He reminded His followers that nobody goes to Heaven without Him. That is the Good News that His followers worked so hard to spread.

Today we're going to learn about a time some people did not believe that Jesus was the only way to Heaven. We'll see how Jesus proved that He really is the one that can forgive sin.

### Small Group Story Time

*When the Large Group Time is over, divide the children into small groups for story time. The text provided here is to serve as a guide for you while you tell the story. Read it through several times and be able to tell it from memory. It is not important to be able to recite this story word-for-word. Your goal is to be able to relate the story to a level children will understand. Use the wording included here as suggestions to help you make these concepts understood by elementary age*

## Day Two: Jesus Forgives Sin

children. Feel free to adapt these words to fit well with your own style.

### Today's Story:

While Jesus was with us on Earth, He told us over and over again that He had a special mission: to save people from sin. Jesus is the Savior that God had promised so very long ago. Some people did not believe this. A group of people called the Pharisees believed that they could go to Heaven just by being really, really good. They thought that if they followed all of the rules perfectly, God would have to let them into Heaven. There was a big problem with this: nobody except Jesus could be perfect. Even the Pharisees messed up and sinned. That's why Jesus came: to forgive us from sin.

One day Jesus was teaching the people. Jesus spent much of His time talking to people, explaining God's love in ways they could understand. Many people came to the house where Jesus was teaching. They were so excited to hear what He said that they came from all over the area. They also hoped they might see Jesus do something amazing. The Pharisees also came to listen to what Jesus said, but they did not believe Him.

A group of men in the village decided to take their friend to Jesus. The friend was paralyzed. He could not move his legs at all, so he could not walk or stand up. The man had to be carried everywhere he went. His friends laid him on a mat and quickly carried him to the house where Jesus was teaching and healing. They hoped that Jesus would heal their friend's legs so that he could walk.

When the men arrived at the house where Jesus was, they found that they could not get in. There were so many people there trying to see and hear Jesus that there was no room for anybody else. Every foot of the house was full, even the doors and the windows. The men did not give up. They believed that Jesus had the power to heal their friend, and they were determined to get to Him.

In the time that Jesus lived most houses had flat roofs that were used as another room. The men climbed on to the flat roof of the house, carrying their paralyzed friend with them. Think about what hard work that must have been! They used their hands to remove part of the roof. The people inside the house must have been surprised to see a hole appearing above them in the house. The friends tied ropes to the corners of the paralyzed man's mat. Then they lowered him down to where Jesus was teaching.

Jesus looked at the man lying on the mat. "Friend," Jesus told him, "your sins are forgiven." Jesus gave the paralyzed man the greatest gift of all by forgiving his sins. This was even better than being healed. The paralyzed man and his friends were excited.

The Pharisees became very angry. "Who does this man think he is?" They asked themselves. "Only God can forgive sins. If Jesus says He can forgive sins, then He's saying that He is God," they thought.

Jesus knew exactly what they were thinking. "Why are you thinking things like this in your heart?" Jesus asked the Pharisees. "Which is easier: to say, 'Your sins are forgiven,' or to say, 'Get up and walk?'" Jesus was proving to the Pharisees that He was really who He said He was and really did have the power to forgive sins. He wanted to show them that He has the power to forgive (which they could not see) by showing His power to heal (which they could see). "So that you will know that I have power to forgive sins," Jesus turned to the man lying on the mat "Get up, pick up your mat, and walk home."

As soon as Jesus said this the man jumped up. He was healed! He picked up the mat he had been lying on and carried it home, thanking God all the way home. Everybody at the house was amazed. "We have seen incredible things today," they said.

Just imagine how excited the paralyzed man and his friends must have been that day. They trusted that Jesus would help them, and He did. The man who had never walked jumped and ran all the way home. That man received an even greater gift that day. Having his sins forgiven was even better news than having his legs healed. When our sins are gone, we are free to be friends with God and to one day live with Him in Heaven. That is why Jesus healed the paralyzed man's sins.

The Pharisees did not believe that Jesus had the power to forgive sins. They knew that only God can do that. They did not believe that Jesus is God. Jesus healed the paralyzed man, which is something only God can do. They saw Him do that, but still refused to believe.

We can be sure that Jesus is who says He is. He proved many times that He truly was God, just like we talked about in yesterday's story. In today's story we see that, as God, Jesus also has the

## Day Two: Jesus Forgives Sin

power to forgive sins. Aren't we grateful that He loves us enough to do that? Jesus came to offer that same free gift for all of us. Yesterday we learned that Jesus truly is God. Today we see that He really is the one who can forgive our sins.

*Each day you will close the story time with an invitation to accept Jesus. Say something like this:* God wants everybody to follow Him. The problem is that sometimes we do bad things that the Bible calls sin. A sin is anything that we do that God does not want us to do. God still loves us, even though we sin. That's why Jesus came. Jesus died on the cross to be punished for our sins. Then on the third day He came back to life. Now, for anybody who asks, Jesus will take away our sins and become a part of our lives. He will help us to follow Him. The Bible says that if we believe Jesus in our hearts and follow Him, He will save us from our sin and help us to follow God. Then one day we will be with Him in heaven. Anybody that wants to choose to follow Jesus can do that today. We would love to help you know how.

### Prayer Time

Take this time after the story to pray with the children in your small group. Ask them for things they would like to pray about. Tell God how awesome He is. Ask Him to help you and the children in your small group to listen to God and obey Him. Pray that the children in your group will get to know God and feel the love He has for them.

### Craft

While still in your small groups, lead the children in making the craft or filling out the activities packet for the day. The craft time is not only a way to reinforce the lesson, but it also allows time to get to know the children in your small group. During this time, ask them questions about their families, friends, and school. Invest in their lives. For today's craft time you will give each child an activity packet with pictures to color and various puzzles to solve.

*Supplies needed:* crayons, 1 activities packet for each child

*Note—an activities packet for days 1,2, & 4 is included in the Supplements and Handouts portion of this curriculum. These pages are copyright free and available for reproduction. You may also find additional resources such as more coloring pages by searching on-line or using Bible coloring books. We will have some copies of these types of additional materials available for you here during your trip. Day 3 you will be making a bead necklace to share the plan of salvation instead of packets.*

**TIP—**There are one page posters with the memory verse for older and younger children in English and in Spanish in the Supplements and Handouts portion of this packet. Having a copy of the one page memory verse poster with you can help you teach the verse.

### Memory Verse Activity

Each day the small group time will include a Memory Verse Activity. The Memory Verse time is one of the most important activities of the day. We want these children to remember God's word and why it is important to them. A list of potential activities is included in the Supplements and Handouts portion of this packet. Use a different idea from that list each day to help the children learn the words of the verse and to explain why it applies to their lives. (Some require extra preparation, so be sure to review the list in advance.) The memory verse for this week is:

*English: Salvation is found in no one but Jesus, for there is no other name under heaven given to men by which we must be saved. Acts 4:12*

*Spanish: Solo en Jesus hay salvación, porque no hay otro nombre bajo el cielo dado a los hombres, en el cual podemos ser salvos. Hechos 4:12*



# Day Two: Jesus Forgives Sin

## Wrap Up

Each day you will end your Rainbow Express in a second large group session. Have all the children return to the tarp where you started. Sometimes the movement from small groups to large group becomes distracting, especially to younger children. If you find your children becoming noisy as you return to your large group, consider singing a few songs to help everybody focus again.

In this large group session you will have a short skit/object lesson to help emphasize the theme of the day's activities. A script is provided below. When you finish the skit, ask the children review questions to help them re-cement in their own minds the day's Bible Story. Review the memory verse together one last time, then pray before dismissing to games time and snacks.

## Day Two Object Lesson:

*Each day you will provide a visual object lesson during your large group closing time that is designed to help drive home the day's theme.*

*Set-up for today:*

*Two Actors*

*A Bible*

*You need: A plain sheet of paper. As Actor 1 tells his story, He will fold the paper to go along with it. At the end, it will reveal a cross. There are pictorial directions on how to do this at the back of today's packet.*

Actor 1: Rainbow Express has really been good today.

Actor 2: I thought so too. What was your favorite part?

Actor 1: I just love learning the stories about Jesus. It's really important to know that Jesus is the *only* way to go to Heaven.

Actor 2: I think so too. We should make sure everybody know that.

Actor 1: You're right. Can I show you something cool? I learned how a normal piece of paper can tell a story about a man trying to figure out how to get to Heaven.

Actor 2: Okay, show me.

Actor 1: Well, we know that Jesus died on the cross because He loves us. He did this because He wants us to be able to live up in Heaven with Him. The only way to get to Heaven is by believing that Jesus died for you and asking Him to come and live in your heart.

Imagine there was a man who really wanted to go to Heaven but didn't know how. He decided to try lots of different ways. First he built a boat and set sail in the ocean to try and get to Heaven. (Fold one corner of the paper to line up the top edge with an edge on the side.) Do you think he made it? Nooo! When he saw that it did not work he tried building a big house. (Fold the top corner of the boat down to the opposite corner, creating another triangle.) He thought he could build a house that would be big enough to reach Heaven. Well pretty soon, he saw this house idea was not going to work. So he thought some more. Maybe I can fly an airplane to Heaven. (Fold the paper in half. Fold flaps on both sides down to the edge.) He flew and flew, but could not find Heaven. Then he thought, "Maybe if I go even higher and out into outer space I'll find Heaven!" So he built a rocket ship. (Tear off both wings.) Do you think he made it? Nooo! When he came back, he was sad because everything he tried did not get to Heaven.

What do you think he should do? He needs Jesus? You're right. Someone came and told him the good news. They told him how much Jesus loves him. All he needed to do was believe that Jesus

## Day Two: Jesus Forgives Sin

died for him and ask Jesus to live inside his heart. (Open up the paper and show the cross.) When the man heard this he was very excited. Jesus loves us very much. That's why He made the way for us to go to Heaven. Let's thank Jesus that He has given us the way that we can live with Him.

Actor 2: That's pretty awesome. Can you teach me how to do that? I want to learn how.

Actor 1: I'd be happy to, but learning about Jesus is the most important. Do you think you can remember everything from today's story?

Actor 2: I don't know. Probably.

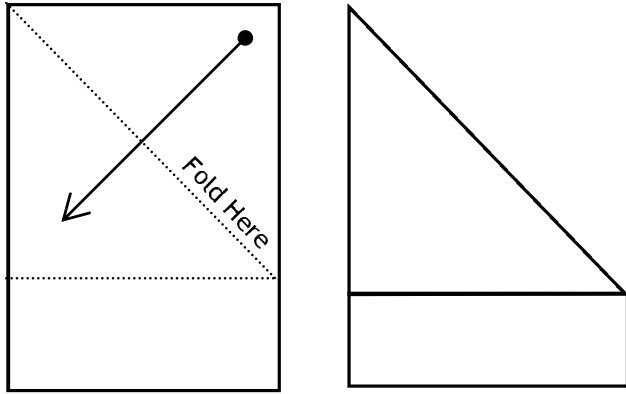
Actor 1: Let's see. I bet these boys and girls can help us remember.

*Use this line as a natural transition into the review question time.*

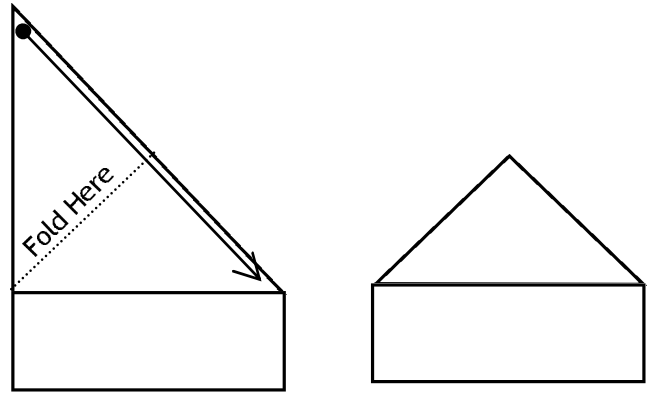
### **Game Time/Snacks**

When you are finished, pray together and be ready to play games until the end of the Rainbow Express program. After the game time, pass out snacks, clean up the area, and walk everyone home. Return to Mission Arlington to turn in your materials and attendance sheet.

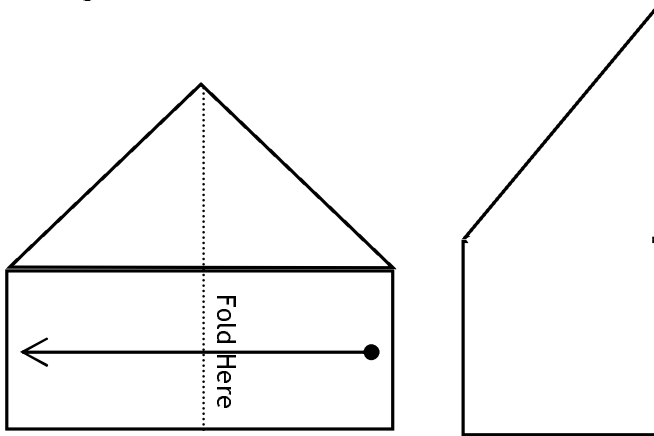
Step One: Fold top right corner down to the left as shown. This makes a sail boat.



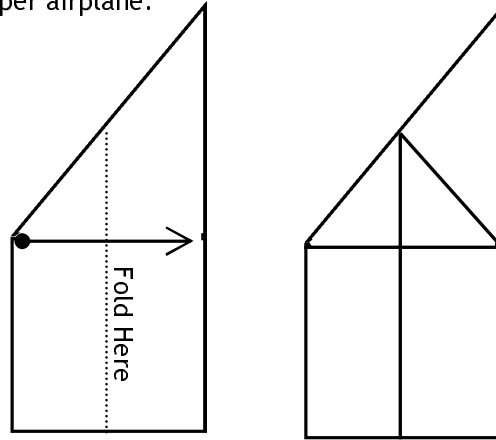
Step Two: Fold top left corner down to the right as shown. This makes a house.



Step Three: Fold the right edge to the left to meet the left edge.


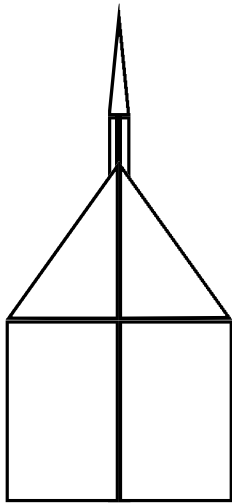


Step Four: Fold the top half of the house over to touch the right edge. Repeat for other side. This will make a small paper airplane.



Step Five: Tear off the wings of the airplane and unfold. This will make a cross.

Top View of the Airplane



# Day Three: Jesus is All We Need to be Saved

- **Large Group**
  - Songs
  - Puppets
  - Testimony
  - Memory Verse: Teams
- **Small Group**
  - Story: The Thief on the Cross
    - Theme: Jesus is All We Need to be Saved
    - Scripture for today's story: Luke 23:32-24:8
  - Memory Verse Review
- **Large Group**
  - Skit, story review questions

S  
U  
M  
M  
A  
R  
Y

## Pre-Rainbow Express Gathering

You will begin each day by knocking on doors and then playing games to help attract children to your Rainbow Express.

## Song Time/Puppets

When it is time to begin your activities, have all the children sit down in a large group. It would be helpful to bring a tarp for them to sit on. When the children are together and seated on the tarp, begin your song time.

The Song Leader will come to the front of the group to lead songs. One or two others may also want to come to the front to help show motions. Be sure to have several songs ready to sing and that everyone in the group knows the songs.

During this time you will also have the puppets sing their song(s). Doing the puppet show in between songs can help keep the children's attention. You are provided with one song for each day. If the children are responding well and enjoying the puppet music, it is okay to perform more than one of the songs and repeat the songs from day to day.

## Testimony

The theme for this whole week of Rainbow Express is *Who Do You Say I Am?* Each day you will be sharing stories, songs, crafts, and other activities that help the children understand that we can be sure that Jesus Christ is our only Savior. Obviously, the decision to follow Christ is an incredibly personal decision. It is important that the children and youth who attend your Rainbow Express understand that a personal relationship with Christ is a very important reality for the members of your group. Every day during the opening time one or two members of your group can share a short version of their testimony in front of the large group. The goal is to let the children see how listening and obeying as God has spoken in your life has made a practical and meaningful difference. *(For help on sharing in a way that will be age-appropriate and meaningful with children, each person who plans to give their testimony should read the sheet Tips on Preparing Your Testimony in the training materials section of this packet.)*

## Memory Verse Activity

When the Large Group Leader finishes his opening time, the Memory Verse Teacher will come to the front to lead the memory verse activity. The large group memory verse activity for day three is "Teams". Have your poster of the memory verse

**TIP**—The Large Group Leader should serve as a sort of "master of ceremonies" to keep each activity flowing smoothly. He should not, however, tell the day's Bible story. That will go much smoother in the small group time. Children listen more attentively in smaller groups.

## Day Three: Jesus is All We Need to be Saved

available. Read through the verse all together several times to practice. Divide your children into teams. Have the teams compete saying the memory verse many different ways: loudest, softest, fastest, slowest, telephone style, English, Spanish, with hand motions, etc.

### Introduction of Today's Story--Building the Foundation

When the memory verse teacher is finished, the Large Group Leader will return to the front to provide a brief introduction to the day's theme and story. Each day you will re-introduce the concept that the Bible tells us that truth about God's love and the Savior He sent for us. Take time to sum up the previous day's stories and themes. Be sure each day to introduce the theme for the day's story. The stories for the whole week are intended to show that we can be confident in Jesus as our Savior. Help the children understand that God wants desperately for all people to know Him and accept Christ as their Savior. When you have finished this introduction, divide the children into small groups to hear the Bible story.

*Below is a suggested narrative to help with the day's introduction.*

This week we've been talking about Jesus. We have learned that He really is who He says He is. The first day we learned that He is truly God the Savior. Yesterday we learned that Jesus came to forgive the sins of the world. He did this because He loves us and He wants to know each and every one of us personally. There is nothing more important or more special than knowing Jesus.

We learned that Dr. Luke wrote his book to help us know the truth about Jesus. That book became part of the Bible. It teaches us who Jesus is. It tells us about Jesus' love and how He cares for us. The Bible is one way that God talks to us and helps us get to know Him. It teaches us that Jesus' forgiving our sins is the only way that we can be together with God.

Some people have tried to tell a different story. They have said that God has a long list of things we have to do if we want to come to Heaven with Him. These people act as if God were a teacher, grading our lives to see if we pass or fail. That is not what Jesus told us. Jesus said that God loves us very much and wants all people to be with Him. In fact, Luke tells us that Jesus said "There is joy in Heaven over one sinner who turns away from sin." (Luke 15:10) That means that God is excited every time somebody asks Him to save them from sin.

There were some people that were very angry that Jesus taught this way. They hated Jesus and what He taught. They could not believe that God loves people so much. They decided to try to get rid of Jesus.

We have already learned several examples this week of what Jesus could do. He healed the sick, made the paralyzed walk, and told evil spirits to go away. He could have stopped those enemies from trying to hurt him. But God had a different plan. Jesus did something amazing to save all of us. Today we're going to learn what that is.

People may say lots of different things about how you go to Heaven. They might say that you need Jesus in your life, *plus something else*. They might say that you need Jesus plus go to a certain church. Other people say you need Jesus plus dress a certain way, or Jesus plus act or talk a certain way. We don't believe any of that. We know the truth that Jesus taught us: He made the one and only way that we can be with God in Heaven. Jesus is all we need to go to Heaven. Remember the words of Luke that we read the first day. God wants us to know for certain that what He says is true.

### Small Group Story Time

*When the Large Group Time is over, divide the children into small groups for story time. The text provided here is to serve as a guide for you while you tell the story. Read it through several times and be able to tell it from memory. It is not important to be able to recite this story word-for-word. Your goal is to be able to relate the story to a level children will understand. Use the wording included here as suggestions to help you make these concepts understood by elementary age children. Feel free to adapt these words to fit well with your own style.*

## Day Three: Jesus is All We Need to be Saved

### Today's Story:

We have talked this week about the way Jesus lived His life. He spent all of His time helping others. He told people that God loves them. He helped us know how God wants us to live. He cured sick people and fed hungry people. Jesus lived a perfect life.

Even so, Jesus had enemies. We have already learned about the Pharisees. The Pharisees were the people that taught God only saves us if we follow a long set of very hard rules. They didn't like what Jesus said: that God loves everybody and being saved is a free gift. The Pharisees grew more and more angry as Jesus grew more and more popular. Finally, they decided to kill Jesus. They thought that killing Jesus would get rid of Him forever. They didn't know that dying for us was part of Jesus' plan all along.

Jesus' enemies arrested Jesus one night while He was praying. They held a trial where they told lies about Him. Then they took Him to the governor and told more lies. Jesus' enemies beat Jesus up. They hit Him, spit on Him, and pulled out His beard. All night long Jesus was lied about and mistreated. Finally, the next morning the governor agreed to give Jesus the death sentence. He gave Jesus' enemies permission to kill Him by nailing Him to a cross.

They took Jesus up to a place called Skull Hill outside the city. Two criminals were also scheduled to die that day. Jesus' enemies set up three crosses on the hill. They put one criminal on each side and nailed Jesus to the cross in the middle. They hammered big spikes through His feet and wrists. Then they watched and waited for Jesus to die.

Jesus' enemies must have thought that they had won. They thought that when Jesus died He would be gone forever. They didn't know that Jesus' plan all along was to die for us. Jesus took the punishment for all the sins that we do. Even nailed to the cross, Jesus was still in control, carrying out the special mission He came for.

While Jesus was nailed there, His enemies made fun of Him. "He saved others," they said "but he can't save Himself." The soldiers that nailed Him to the cross made fun of Jesus too. Even then, Jesus forgave them. Jesus even loves and forgives His enemies! Aren't you glad He loves and forgives us too?

Remember that there were two criminals being executed that day too. One of them started to make fun of Jesus too. "If you're really the Chosen One," the criminal yelled. "Save yourself, and save us too."

The other criminal told him to stop. "Don't you have any respect for God?" the second criminal asked. "You and I deserve what's happening to us, but He doesn't. Jesus hasn't done anything wrong." Then the second criminal looked straight at Jesus. "Jesus," he said, "please remember me when you come into your kingdom."

"I tell you the truth," Jesus told him, "you will be with me in paradise this very day."

Think about that for a moment. Jesus told that man that he would be in Heaven with God that same day. That man didn't do anything to earn Jesus' love. He was a criminal dying for his crimes. Even he himself said that he deserved to die for what he had done. But Jesus loved him and forgave him, right there on the spot. Remember what the Pharisees thought. They believed we have to earn God's love by following a list of instructions. Jesus proved over and over that He loves all of us, no matter who we are. His love is a free gift to us all. All we have to do is accept the gift.

After six hours of hanging on the cross, Jesus died. They took His body down from the cross. Some of His followers wrapped His body in clean cloths and laid Him in a cave. A huge rock was rolled across the opening to seal it shut. Everybody thought they would never see Jesus again.

On the third day, something wonderful happened. Jesus returned to life! He got up and walked out of the cave. He had taken away our sin by taking our punishment, now He beat death by coming back to life. Jesus is a truly great Savior. He spent forty days visiting His followers to prove to them that He was really alive again. After the forty days, He went back to Heaven.

Isn't it amazing how Jesus made a way to save us? He loves us so much that He gave His own life to take away our sins. What do we have to do to earn that? Nothing! Remember the thief on the cross. Jesus saved and forgave Him as soon as the thief believed Jesus and asked to be saved. Jesus makes us the same promise. When we believe in Him and accept Him, He forgives our sin and saves us. It's a free gift from Him. Nothing else can add to it or take away from it. Aren't we glad that Jesus made the way to Heaven for us?

## Day Three: Jesus is All We Need to be Saved

If you want to understand more about how to let Jesus save you, please ask us. We would love to help you.

*Each day you will close the story time with an invitation to accept Jesus. Say something like this:* God wants everybody to follow Him. The problem is that sometimes we do bad things that the Bible calls sin. A sin is anything that we do that God does not want us to do. God still loves us, even though we sin. That's why Jesus came. Jesus died on the cross to be punished for our sins. Then on the third day He came back to life. Now, for anybody who asks, Jesus will take away our sins and become a part of our lives. He will help us to follow Him. The Bible says that if we believe Jesus in our hearts and follow Him, He will save us from our sin and help us to follow God. Then one day we will be with Him in heaven. Anybody that wants to choose to follow Jesus can do that today. We would love to help you know how.

### Prayer Time

Take this time after the story to pray with the children in your small group. Ask them for things they would like to pray about. Tell God how awesome He is. Ask Him to help you and the children in your small group to listen to God and obey Him. Pray that the children in your group will get to know God and feel the love He has for them.

### Craft

While still in your small groups, lead the children in making the craft for the day. The craft time is not only a way to reinforce the lesson, but it also allows time to get to know the children in your small group. During this time, ask them questions about their families, friends, and school. Invest in their lives.

#### *Salvation Necklaces*

Supplies: For each child—one string or cord for necklace, and five beads, one each of red, black, white, green, yellow, plus one additional bead of any color.

For instructions on how to make today's craft, see the following pages. Step by step instructions on which order to put the beads on the bracelet and bilingual explanations of the colors' meanings are included. You will also find optional hand out pages to give the children to help them remember the meaning of the bracelet. During this craft you will be explaining God's plan for salvation. It is very important that you approach it with sensitivity to children that may be ready to make decisions to accept Christ. Please spend time in practice and prayer so that you will be ready when the time comes to clearly explain what salvation means.

### Memory Verse Activity

Each day the small group time will include a Memory Verse Activity. The Memory Verse time is one of the most important activities of the day. We want these children to remember God's word and why it is important to them. A list of potential activities is included in the Supplements and Handouts portion of this packet. Use a different idea from that list each day to help the children learn the words of the verse and to explain why it applies to their lives. (Some require extra preparation, so be sure to review the list in advance.) The memory verse for this week is:

**TIP**—There are one page posters with the memory verse for older and younger children in English and in Spanish in the Supplements and Handouts portion of this packet. Having a copy of the one page memory verse poster with you can help you teach the verse.

*English: Salvation is found in no one but Jesus, for there is no other name under heaven given to men by which we must be saved. Acts 4:12*

# Day Three: Jesus is All We Need to be Saved

*Spanish: Solo en Jesus hay salvación, porque no hay otro nombre bajo el cielo dado a los hombres, en el cual podamos ser salvos. Hechos 4:12*

## Wrap Up

Each day you will end your Rainbow Express in a second large group session. Have all the children return to the tarp where you started. Sometimes the movement from small groups to large group becomes distracting, especially to younger children. If you find your children becoming noisy as you return to your large group, consider singing a few songs to help everybody focus again.

In this large group session you will have a short skit/object lesson to help emphasize the theme of the day's activities. A script is provided below. When you finish the skit, ask the children review questions to help them re-cement in their own minds the day's Bible Story. Review the memory verse together one last time, then pray before dismissing to games time and snacks.

## Day Three Object Lesson:

*Each day you will provide a visual object lesson during your large group closing time that is designed to help drive home the day's theme.*

*Set-up for today:*

*Two Actors*

*A Bible*

*Eight backpacks. Stuff with clothing or something similar so they look full. Label each one in large letters with colored tape or fabric paint. Label one with each of the following words:*

- *Parachute*
- *Bricks*
- *Basketballs*
- *Forks*
- *Dog food*
- *Grass*
- *Books*
- *Band-aids*

*Have Actor 2 wearing all 8 backpacks: one on his back like normal, one on his front, one over each shoulder, one attached to each arm, and one attached to each leg. Actor 2 should be awkwardly and with much difficulty walking across the front. Actor 1 walks up, Bible in hand, and watches with amusement. Suddenly Actor 2 trips and falls. Actor 1 rushes over and helps him up.*

Actor 1: What in the world are you doing? Why do you have all these things strapped all over you?

Actor 2: Don't you remember? Today's the big day.

Actor 1: Oh that's right. You're going skydiving today. I have to admit, it's pretty brave to jump out of a plane with just a parachute. But what's in all these bags.

Actor 2 (proudly): I'm glad you asked. See, a bunch of my friends knew I was going skydiving today. I was getting ready to leave, and all I had was this (*show the "Parachute" backpack*).

Actor 1: All you had was your parachute? But isn't that all you need?



## Day Three: Jesus is All We Need to be Saved

Actor 2: That's what I thought at first too. It seems so simple: use a parachute when you jump out of a plane. But my friends gave me all these other ones too. They explained that *really*, I needed way more than a parachute. So these are going to help me.

Actor 1 (skeptically): You look like you can barely move. I don't think these are helping you. In fact, I'm pretty sure they might hurt you if you actually tried to jump out of a plane with all of these on. Let me help you take them off. Let's see what's in them. *(As you mention each label, remove that backpack and show it to the children.)* Oh my goodness, this one is *really* heavy.

Actor 2: Yeah, it has bricks in it.

Actor 1: Bricks!? There's no way that would help you.

Actor 2: I'll admit that I was confused by that. But the others make more sense.

Actor 1: Let's see. This one says basketballs.

Actor 2: Right. So I'll bounce when I hit the ground.

Actor 1: There is absolutely no way that would work. What's in this one?

Actor 2: Umm . . . that's forks.

Actor 1: Forks. You're going to jump out of a plane with a backpack full of forks. You don't think they might, you know, poke you when you land.

Actor 2: Hmmm . . . You know what? You're probably right. I didn't really get this next one either.

Actor 1: The one full of dog food? I don't think there's anything to get about that one. I think your friends were playing a trick on you. This one is full of grass.

Actor 2: Grass is soft to land on.

Actor 1: You have a backpack full of grass blocking your parachute from opening.

Actor 2: You're right. That doesn't seem wise.

Actor 1: It's not. And this one's heavy too. It's full of books.

Actor 2: Books about skydiving. They said that way I could study on the way down.

Actor 1: On the way down, it's already too late.

Actor 2: I should have thought of that. This one is full of band-aids.

Actor 1: Well, you would have needed those if you jumped out of a plane with all this other stuff. Why did you let them trick you like this? This parachute is the only one you need.

Actor 2: I know, I know. I just listened to them without thinking about it, I guess.

Actor 1: When you already know the right way, you don't need a bunch of wrong ways. Think about it. You know that there is only one way to go to Heaven, right?

Actor 2: Right. You have to ask Jesus to forgive your sins. He'll be happy to do it, because He loves us so much.

## Day Three: Jesus is All We Need to be Saved

Actor 1: Exactly. You know that Jesus is the only way to Heaven. You wouldn't let people tell you that you had to do a bunch of other stuff to go to Heaven, would you?

Actor 2: Of course not. There's only one way: Jesus' free gift. Adding anything else doesn't make sense.

Actor 1: Right. Well, adding all this other stuff didn't make sense either. You already have a parachute. That's what will save you. Don't let people tell you that you need something else. Just like Jesus is who will save us. We won't believe that we need anything else.

Actor 2: You know what, that really makes sense.

Actor 1: It's just like what we learned in our Bible Story today. Jesus is all we need. He can save us. It's a free gift. I bet these boys and girls can help explain it to you.

*Use this line as a natural transition into the review question time.*

### **Game Time/Snacks**

When you are finished, pray together and be ready to play games until the end of the Rainbow Express program. After the game time, pass out snacks, clean up the area, and walk everyone home. Return to Mission Arlington to turn in your materials and attendance sheet.

# Day Three Craft

**Note-**When explaining the meanings of the colors refer to the bead and the sin it represents as dark rather than black.

**DARK-** This reminds us of sin. Sin is anything we do that is not what God wants us to do. The Bible says that everyone has sinned.

**OSCURO-** *Este representa el pecado. El pecado es cualquier cosa que hacemos que no complace a Dios. La Biblia nos dice que todos hemos pecado.*

**TIP**—This page is given for small group leaders to use as a guide to help them when explaining the meanings of the colors. The next two pages are intended as optional extras you can send home with your Rainbow Express students to help them remember the meaning of the necklace.

**RED-** This reminds us of Jesus' blood. Jesus was God's Son and He died on the cross to pay the punishment for our sins.

**ROJO-** *Este representa la sangre de Jesús. Jesús es el Hijo de Dios y El murió en la cruz para pagar por las consecuencias de nuestros pecados.*

**WHITE-** This reminds us of our new lives. The Bible says that after we have accepted Jesus, we are brand new. He cleans out the sin that was in us. Jesus is in our lives! He will never leave!

**BLANCO-** *Este representa nueva vida. La Biblia dice que al aceptar a Jesús como nuestro Salvador, somos hechos nuevos. El limpia el pecado que estaba dentro de nosotros. ¡Esto es porque Jesús está en nuestras vidas!*


**GREEN-** This reminds us that we are to grow as a Christian. In order to grow in our relationship with God, we need to pray, read the Bible, and hang out with other Christians by coming to Bible Study.


**VERDE-** *Este representa crecimiento como Cristiano. Para crecer necesitamos tener una relación con Dios. Esto es posible orando, leyendo la Biblia, y teniendo convivió con otros Cristianos por venir al Estudio Bíblico.*


**YELLOW-** This reminds us of Heaven! The Bible says that every person who has trusted Jesus to be his or her Savior will spend forever in Heaven with Him.


**AMARILLO-** *Este representa el cielo. La Biblia nos dice que cada persona que ha puesto su fe en Jesús como Salvador estará por toda la eternidad en el cielo a lado de El.*


# Day Three: Salvation Cross Necklace Step-By-Step Instructions


 <p>1</p>	<p>Put one end of the string through the black bead. Put the bead in the middle of the string.</p>
--	--

 <p>2</p>	<p>Put both ends of the string through the red bead. Move the red bead to let it rest on top of the black.</p>
---	--

 <p>3</p>	<p>Put the white bead over one end of the string and let it fall to the red bead.</p>
---	---

 <p>4</p>	<p>Put the other end of the string through the green bead.</p>
---	--

 <p>5</p>	<p>Pull both ends of the string through the yellow bead.</p>
---	--

	<p>Line up the green and white beads next to each other on top of the red bead. Move the yellow bead down to just above them. Put the filler bead (usually clear, but can be any extra bead that you want to use) in between the green and white beads. <b><i>The open ends of the filler bead need to be against the sides of the other two.</i></b> (In other words, the filler bead has to be perpendicular to the green and white.) Push the yellow bead down so that it tightens the string through the green and white beads. The green and white beads should squeeze tight enough to keep the filler bead in place. If you have gel glue, a little bit will help keep the beads secure. Tie a knot just above the yellow bead. Make sure you tie it tightly enough to keep the yellow bead secure against the others or the filler bead might fall out. (Tying more than one knot can help keep the yellow bead from being able to slide up the string.) Tie the two ends of the string together, and your cross necklace is complete.</p>
---	--



dark

Sometimes I do bad things that make God sad.  
*A veces hago cosas malas que no le gustan a Dios.*

red

Jesus loves me, so He died on the cross to help me.  
*Jesús se murió en la cruz por mí porque me ama.*

white

Jesus can take away all the bad things I do.  
*Jesús puede quitar todas las cosas malas que hago.*

green

I can follow Jesus and learn to be more like Him.  
*Yo puedo seguir a Jesús y aprender ser mas como El.*

yellow

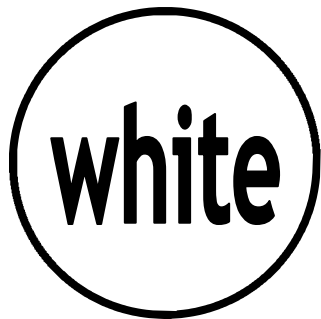
One day I will be with Jesus in Heaven.  
*Un día estaré en El Cielo con Jesús.*



Everyone has sinned. No one measures up to God's glory.  
Romans 3:23



But here is how God has shown his love for us. While we were still sinners, Christ died for us. Romans 5:8



Anyone who believes in Christ is a new creation. The old is gone! The new has come! 2 Corinthians 5:17



You are the children that God dearly loves. So be just like Him.  
Ephesians 5:1



[Jesus said] "In my Father's house are many rooms; if it were not so, I would have told you. I am going there to prepare a place for you. And if I go and prepare a place for you, I will come back and take you to be with me that you also may be where I am." John 14:2-3

# Day Four: Jesus is for Everybody

- **Large Group**
  - Songs
  - Puppets
  - Testimony
  - Memory Verse: Next Word Relay
- **Small Group**
  - Story: The Banquet and the Centurion's Servant
    - Theme: Jesus is for Everybody
    - Scripture for today's story: Luke 14:16-23, Matthew 8:5-13
    - Memory Verse Review
- **Large Group**
  - Skit, story review questions

S  
U  
M  
M  
A  
R  
Y

## Pre-Rainbow Express Gathering

You will begin each day by knocking on doors and then playing games to help attract children to your Rainbow Express.

## Song Time/Puppets

When it is time to begin your activities, have all the children sit down in a large group. It would be helpful to bring a tarp for them to sit on. When the children are together and seated on the tarp, begin your song time.

The Song Leader will come to the front of the group to lead songs. One or two others may also want to come to the front to help show motions. Be sure to have several songs ready to sing and that everyone in the group knows the songs.

During this time you will also have the puppets sing their song(s). Doing the puppet show in between songs can help keep the children's attention. You are provided with one song for each day. If the children are responding well and enjoying the puppet music, it is okay to perform more than one of the songs and repeat the songs from day to day.

## Testimony

The theme for this whole week of Rainbow Express is *Who Do You Say I Am?* Each day you will be sharing stories, songs, crafts, and other activities that help the children understand that we can be sure that Jesus Christ is our only Savior. Obviously, the decision to follow Christ is an incredibly personal decision. It is important that the children and youth who attend your Rainbow Express understand that a personal relationship with Christ is a very important reality for the members of your group. Every day during the opening time one or two members of your group can share a short version of their testimony in front of the large group. The goal is to let the children see how listening and obeying as God has spoken in your life has made a practical and meaningful difference. *(For help on sharing in a way that will be age-appropriate and meaningful with children, each person who plans to give their testimony should read the sheet Tips on Preparing Your Testimony in the training materials section of this packet.)*

## Memory Verse Activity

When the Large Group Leader finishes his opening time, the Memory Verse Teacher will come to the front to lead the memory verse activity. The large group memory verse activity for day four is "Next Word Relay". Have your poster of the memory verse

**TIP**—The Large Group Leader should serve as a sort of "master of ceremonies" to keep each activity flowing smoothly. He should not, however, tell the day's Bible story. That will go much smoother in the small group time. Children listen more attentively in smaller groups.

# Day Four: Jesus is for Everybody

available. Read through the verse all together several times to practice. Divide the children into two or more teams. Then, split each team in half. Have the two halves face each other in a single file line, about ten feet apart. Have the first person on the team say the first word of the verse. That player then runs across and tags the first player in the line facing them. The first player then runs to the back of that line. The second player then says the next word in the verse, then runs across to tag the player on the opposite line. Keep going until each team has said the whole verse. You may want to bring a stopwatch to time the children and see which team can do it the fastest.

## Introduction of Today's Story--Building the Foundation

When the memory verse teacher is finished, the Large Group Leader will return to the front to provide a brief introduction to the day's theme and story. Each day you will re-introduce the concept that the Bible tells us that truth about God's love and the Savior He sent for us. Take time to sum up the previous day's stories and themes. Be sure each day to introduce the theme for the day's story. The stories for the whole week are intended to show that we can be confident in Jesus as our Savior. Help the children understand that God wants desperately for all people to know Him and accept Christ as their Savior. When you have finished this introduction, divide the children into small groups to hear the Bible story.

*Below is a suggested narrative to help with the day's introduction.*

This week we have learned that we can be sure of the truth about Jesus. The first day we learned that Jesus truly is God, just as He showed His followers on the mountain. The second day we learned that Jesus is the only way to go to Heaven. He proved to the people that He has the power to forgive sins. Yesterday we learned that being saved by Jesus is a free gift. We can't earn it; we just have to accept it. Today we're going to see that free gift is for everybody who wants it.

In Jesus' day there were many who believed that God only loved certain people. They thought God's love was only for everybody from one race, or church, or maybe it depended on how much money you had or what your job was. Others thought God only loved people that lived in a certain area or that spoke a certain way. Jesus told the people over and over that was not true. He said plainly that God's love is for everybody, no matter who they are.

Just like back then, there are people today who don't understand that God's love is for everybody. Some people think that only other people like themselves can be loved by God. Some people even think that only a certain number of people will be allowed to go to Heaven. We don't have to worry, though. Jesus told us many times that His love is for all people. All we have to do is accept the free gift that He offers us.

In today's story we're going to see how Jesus showed His followers that His love was for everybody, no matter who they were.

## Small Group Story Time

*When the Large Group Time is over, divide the children into small groups for story time. The text provided here is to serve as a guide for you while you tell the story. Read it through several times and be able to tell it from memory. It is not important to be able to recite this story word-for-word. Your goal is to be able to relate the story to a level children will understand. Use the wording included here as suggestions to help you make these concepts understood by elementary age children. Feel free to adapt these words to fit well with your own style.*

## Today's Story:

One day Jesus was eating at the house of one of those people who did not think that God loves everybody. This man thought that people that lived in the country where Jesus lived would automatically go to Heaven. He did not understand that they needed Jesus to forgive their sins. The man also thought that others would not go to Heaven. He did not understand that Jesus loves everybody, no matter who they are. Jesus told him a story to try to help him understand God's love. "A rich man prepared a huge dinner and invited many of his friends and neighbors to come,"



## Day Four: Jesus is for Everybody

Jesus said. “When it was time for the party, the man sent his servants to go pick up the guests for the party.

“When the servants arrived at the guests’ house, they found that the guests weren’t ready to go. The guests started making excuses. One guest said he had to go look at a field he had just bought. Another said that he was going to pick up some animals he had paid for. Another guest said that he had to stay home with his wife.

“The servant went back and told the rich man that his invited guests weren’t ready yet for the party. The rich man was angry. His guests did not accept the invitation to come to his beautiful house or eat his wonderful food. So the rich man gave the servant a new plan.

“Go into the city and find all the poor people, the homeless people, the people without any food or money. Bring back hurt people, blind people, and people that can’t walk. We’re going to have this party for anybody that wants to come, not just my neighbors.’

“The servant did what his boss said. But there was still room in his master’s huge house. So next, the master sent the servant out to the streets and the countryside. ‘Bring back everybody that will come,’ the master said. ‘None of my neighbors will have a bite of my marvelous feast, because I’m going to fill my house up with everybody that will come.’”

Jesus told the story to make a point. Just like the rich man, God invites *everybody* to come to His house. No matter who we are, all people can ask Jesus to forgive our sins. All people can be friends with God and one day live with Him in Heaven.

Jesus proved over and over that His love was for everybody. Once Jesus was teaching in a city called Capernaum. A soldier lived there who was a commander in the army who had conquered Jesus’ home country. The soldier, who most of Jesus’ friends and neighbors thought of as an enemy, came to Jesus.

“Master,” the soldier said, “I have a servant who is badly hurt and suffering.”

“I will come to your house and heal him,” Jesus told the soldier. He wanted to help, even though the man was from an enemy army.

“I don’t deserve to have you come to my house, Master,” the soldier replied. “But I know that if you just say the word, my servant will be better, even though he is far away from you.”

Jesus was amazed. This enemy soldier believed in Him with more trust than many of Jesus’ own friends and neighbors. “Go home,” Jesus told him happily. “I have healed your servant, just like you trusted me to do.”

Some of Jesus’ followers were probably surprised that He helped this man from another country. But, just like in the story of the rich man’s feast, the gifts and love of Jesus are for anybody who will accept them, no matter who we are.

God loves you and me just as much as that soldier so many years ago. He wants to help us when we believe in Him, just like He did for that soldier. When we trust Jesus to do it, He will forgive our sins and save us. We’re kind of like the people that got invited to the rich man’s banquet. We don’t really deserve to go to Heaven because of all the bad things we have done. The people at the feast didn’t really deserve to go either. The rich man invited them just because he wanted his home to be full and people to enjoy his feast. God invites us to Heaven just because He loves us. He wants Heaven to be full of people that love Him back. All we have to do is accept Jesus’ invitation.

If you want to know how you can trust Jesus that way, just ask us. We would love to help you know how.

*Each day you will close the story time with an invitation to accept Jesus. Say something like this:* God wants everybody to follow Him. The problem is that sometimes we do bad things that the Bible calls sin. A sin is anything that we do that God does not want us to do. God still loves us, even though we sin. That’s why Jesus came. Jesus died on the cross to be punished for our sins. Then on the third day He came back to life. Now, for anybody who asks, Jesus will take away our sins and become a part of our lives. He will help us to follow Him. The Bible says that if we believe Jesus in our hearts and follow Him, He will save us from our sin and help us to follow God. Then one day we will be with Him in heaven. Anybody that wants to choose to follow Jesus can do that today. We would love to help you know how.

# Day Four: Jesus is for Everybody

## Prayer Time

Take this time after the story to pray with the children in your small group. Ask them for things they would like to pray about. Tell God how awesome He is. Ask Him to help you and the children in your small group to listen to God and obey Him. Pray that the children in your group will get to know God and feel the love He has for them.

## Craft

While still in your small groups, lead the children in making the craft or filling out the activities packet for the day. The craft time is not only a way to reinforce the lesson, but it also allows time to get to know the children in your small group. During this time, ask them questions about their families, friends, and school. Invest in their lives. For today's craft time you will give each child an activity packet with pictures to color and various puzzles to solve.

*Supplies needed:* crayons, 1 activities packet for each child

*Note—an activities packet for days 1,2, & 4 is included in the Supplements and Handouts portion of this curriculum. These pages are copyright free and available for reproduction. You may also find additional resources such as more coloring pages by searching on-line or using Bible coloring books. We will have some copies of these types of additional materials available for you here during your trip. Day 3 you will be making a bead necklace to share the plan of salvation instead of packets.*

**TIP—**There are one page posters with the memory verse for older and younger children in English and in Spanish in the Supplements and Handouts portion of this packet. Having a copy of the one page memory verse poster with you can help you teach the verse.

## Memory Verse Activity

Each day the small group time will include a Memory Verse Activity. The Memory Verse time is one of the most important activities of the day. We want these children to remember God's word and why it is important to them. A list of potential activities is included in the Supplements and Handouts portion of this packet. Use a different idea from that list each day to help the children learn the words of the verse and to explain why it applies to their lives. (Some require extra preparation, so be sure to review the list in advance.) The memory verse for this week is:

*English: Salvation is found in no one but Jesus, for there is no other name under heaven given to men by which we must be saved. Acts 4:12*

*Spanish: Solo en Jesus hay salvación, porque no hay otro nombre bajo el cielo dado a los hombres, en el cual podemos ser salvos. Hechos 4:12*

## Wrap Up

Each day you will end your Rainbow Express in a second large group session. Have all the children return to the tarp where you started. Sometimes the movement from small groups to large group becomes distracting, especially to younger children. If you find your children becoming noisy as you return to your large group, consider singing a few songs to help everybody focus again.

In this large group session you will have a short skit/object lesson to help emphasize the theme of the day's activities. A script is provided below. When you finish the skit, ask the children review questions to help them re-cement in their own minds the day's Bible Story. Review the memory verse together one last time, then pray before dismissing to games time and snacks.

## Day Four Object Lesson:

*Each day you will provide a visual object lesson during your large group closing time that is designed*

## Day Four: Jesus is for Everybody

to help drive home the day's theme.

Set-up for today:

Two Actors

A Bible

*A really ridiculous, mismatched outfit for Actor 2: mismatched shoes, colorful mismatched socks. An ugly T-shirt, a necktie, a long coat, shorts, multiple hats stacked on top of each other, etc. The more items and the more diverse the items, the better. Begin with the two actors walking along together, talking.*

Actor 1: So, I don't want to be rude or anything, but I have to ask you a question.

Actor 2: Of course.

Actor 1: Why are you dressed so funny today?

Actor 2: Oh, I had to. It was super important.

Actor 1: Super important? Why?

Actor 2: So Jesus would love me. Don't look so surprised. This is pretty much exactly how you have to dress if you want Jesus to love you. My friends told me.

Actor 1: Your friends told you that? These wouldn't be the same friends that helped you get ready for skydiving yesterday, would they?

Actor 2: Yes, as a matter of fact, they were.

Actor 1: We've got to find you some better friends. All right, explain this to me. I already know from the Bible that Jesus loves you no matter what, but let's hear your explanation.

Actor 2: Well, my friends told me Jesus only loves people with shoes like this.

Actor 1: Your shoes don't even match.

Actor 2: Yeah, that was a tricky part. See, technically, one of my friends said Jesus likes shoes like this one on my left foot. A different friend told me about this shoe on my right foot.

Actor 1: I see. And the socks?

Actor 2: Umm . . . 2 more friends.

Actor 1: Of course. The tie?

Actor 2: Other friend.

Actor 1: Sure. The coat? That doesn't make you hot?

Actor 2: Very much so . . . but I *really* want Jesus to love me, so I had to wear it.

Actor 1: When am I going to convince you to stop listening to those guys? Remember, the whole truth of what we need to know about Jesus is right here in the Bible.

## Day Four: Jesus is for Everybody

Actor 2: Does it talk about these socks?

Actor 1: Not at all. In fact, it says pretty much the opposite. The Bible says that Jesus loves everybody, no matter what. (*Open the Bible.*) In John 3:16 it says that God loved the world so much that He sent His only son so that everybody, no matter who they are, that believes in Him will be saved to live forever with Him in Heaven

Actor 2: It says that? Anybody? No matter who they are?

Actor 1: No matter who they are. Or what they wear, for that matter.

Actor 2: Now I really wish I weren't dressed like this.

Actor 1: We all wish that. But, good news: Jesus even loves you even when you're dressed like that. His love is for absolutely everybody that will accept it.

Actor 2: That's amazing.

Actor 1: It's exactly what we learned about at Rainbow Express today. I bet these boys and girls can tell you all about it.

*Use this line as a natural transition into the review question time.*

### **Game Time/Snacks**

When you are finished, pray together and be ready to play games until the end of the Rainbow Express program. After the game time, pass out snacks, clean up the area, and walk everyone home. Return to Mission Arlington to turn in your materials and attendance sheet.

# Section Four

## Supplements and Handouts

Reproducible  
crafts, song  
lyrics, games,  
memory verse  
activities,  
and more

**SONGS: Use these suggested songs during your opening song time. Feel free to add any fun Christian children's songs that you know too.**

**1. Bubbling**

It's bubbling, it's bubbling,  
it's bubbling in my soul  
There's singing and laughter  
since Jesus made me whole  
Folks don't understand it,  
I cannot keep it quiet!!  
It's bubbling, bubbling, bubbling,  
bubbling, bubbling day and night

**2. Come and Go with Me**

Come and go with me to my Father's house  
Come and go with me to my Father's house  
It's a big, big house with lots and lots of room  
A big, big table with lots and lots of food  
A big, big yard where we can play football  
A big, big house, it's my Father's house

**3. Deep and Wide**

Deep and wide, deep and wide  
There's a fountain flowin' deep and wide  
Deep and wide, deep and wide  
There's a fountain flowin' deep and wide

**4. Do You Love my Jesus**

Deep, deep Ohhh deep down down  
Deep down in my heart, I love you Jesus  
Deep, deep Ohhh deep down down  
Deep down in my heart  
Do you love my Jesus deep down in your heart?  
Yes I love my Jesus deep down in my heart!

**5. Father Abraham**

Father Abraham had many sons  
Many sons had Father Abraham  
I am one of them, and so are you  
So let's just praise the Lord - Right Arm!

...Left arm, right foot, left foot, nod your head,  
turn around, sit down!

**6. God Is So Good**

God is so good, God is so good,  
God is so good, He's so good to me

He answers prayer...  
I love Him so....

**7. Give Me Oil in my Lamp**

Give me oil in my lamp,  
Keep me burning, burning, burning  
Give me oil in my lamp, I pray  
Give me oil in my lamp,  
Keep me burning, burning, burning  
Keep me burning til the break of day

Sing Hosanna, sing Hosanna,  
Sing Hosanna to the King of Kings  
Sing Hosanna, sing Hosanna,  
Sing Hosanna to the King

Give me gas in my Ford,  
Keep me truckin' for the Lord...  
Give me wax on my board,  
Keep me surfin' for the Lord...  
Give me umption in my gumption,  
Make me function, function, function...

**8. The B-I-B-L-E**

The B-I-B-L-E, yes that's the book for me  
I stand alone on the Word of God  
The B-I-B-L-E

**9. He's a Peach of a Savior**

He's a peach of a Savior  
He's the apple of my eye  
He prunes away the branches  
when my branches get too high  
He stomps my grapes of wrath  
when my life gets too tough  
That's why I'm bananas for the Lord  
He's the vine and we're the branches  
He's the vine and we're the branches  
He's the vine and we're the branches  
That's why I'm bananas for the Lord

**10. I'm All Wrapped Up**

I'm all wrapped up, I'm all tied up,  
I'm all tangled up in Jesus  
I'm all wrapped up, I'm all tied up,  
I'm all tangled up in God  
I'm all wrapped up, I'm all tied up,  
I'm all tangled up in Jesus  
I'm all wrapped up, tied up, tangled up in God

**11. I'm Gonna Sing, Sing, Sing**

I'm gonna sing, sing, sing  
I'm gonna shout, shout, shout  
I'm gonna sing, I'm gonna shout, Praise the Lord  
When those gates are opened wide  
I'm gonna sit by Jesus' side  
I'm gonna sing, I'm gonna shout, Praise the Lord

**12. I'm in the Lord's Army**

I may never march in the infantry,  
ride in the cavalry, shoot the artillery  
I may never fly o'er the enemy  
But I'm in the Lord's army, Yes sir!  
I'm in the Lord's army, Yes sir!  
I'm in the Lord's army, Yes sir!  
I may never march in the infantry,

**SONGS: Use these suggested songs during your opening song time. Feel free to add any fun Christian children's songs that you know too.**

ride in the cavalry, shoot the artillery  
I may never fly o'er the enemy  
But I'm in the Lord's army

**13. I've Got a River of Life**

I've got a river of life flowing out of me  
Makes the lame to walk and the blind to see  
Opens prisoners' doors, sets the captives free  
I've got a river of life flowing out of me  
Spring up oh well (gush gush gush gush)  
within my soul  
Spring up oh well (splish splash) and make me  
whole

Spring up oh well (whoosh) and give to me  
That life abundantly

**14. I've Got Joy Down in my Heart**

I've got joy down in my heart  
Deep deep down in my heart  
Spell it J-O-Y Down in my heart  
Deep deep down in my heart  
Who put it there? Jesus put it there  
And nothing can destroy it,  
destroy it, destroy it – UGH!  
I've got joy down in my heart  
Deep deep down in my heart

**15. I've Got Peace Like a River**

I've got peace like a river, I've got peace like a  
river  
I've got peace like a river in my soul  
I've got peace like a river, I've got peace like a  
river  
I've got peace like a river in my soul  
I've got love like a mountain.....  
I've got joy like a fountain.....  
I've got peace, love, and joy  
like a river mountain fountain.....

**16. I Have So Much**

I have so much, so much, so much, so much, so  
much, so much, so much, so much, so much, so  
much,  
so much, so much, so much (clap) to be thankful  
for. (REPEAT)  
I have Jesus to be thankful for.....  
I have the Bible to be thankful for.....  
I have you to be thankful for.....

**17. Little Square Box**

If I had a little square box to put my Jesus in,  
I'd take Him out and hug His neck  
and share Him with a friend  
But if I had a little square box  
to put the devil in,  
I'd take him out and STOMP HIS FACE

and put him back again.

**18. I've Got the Joy, Joy, Joy, Joy**

I've got the joy, joy, joy, joy down in my heart  
Where? Down in my heart  
Where? Down in my heart  
I've got the joy, joy, joy, joy down in my heart  
Down in my heart to stay  
And I'm so happy, so very happy  
I've got the love of Jesus in my heart  
Down in my heart  
And I'm so happy, so very happy  
I've got the love of Jesus in my heart

And if the devil doesn't like it  
he can sit on a tack! Ouch!....  
And if the devil doesn't like it  
he can swallow a bomb! Boom!....  
And if the devil doesn't like it  
he can fall off a cliff! Ahhh!....  
I've got the wonderful love of my blessed  
redeemer way down in the depths of my heart....

**19. If You're Happy and You Know It**

If you're happy and you know it clap your hands  
If you're happy and you know it clap your hands  
If you're happy and you know it  
then your face will surely show it  
If you're happy and you know it clap your hands  
If you're happy and you know it  
stomp your feet...  
If you're happy and you know it say Amen...  
If you're happy and you know it Praise the Lord...  
If you're happy and you know it say Yee-Haw...

**20. Jesus in the Morning**

Jesus, Jesus, Jesus in the morning  
Jesus at the noon time  
Jesus, Jesus, Jesus when the sun goes down

Love Him...  
Serve Him...  
Praise Him...  
Share Him...  
Thank Him...

**21. Jesus Is my Rock**

Jesus is my Rock, and He rolls my blues away  
Bop shoe Bop Shoe Bop Woo!! (Repeat 2x)

**22. Jesus Loves Me**

Jesus loves me this I know,  
for the Bible tells me so  
Little ones to Him belong  
They are weak but He is strong

**SONGS: Use these suggested songs during your opening song time. Feel free to add any fun Christian children's songs that you know too.**

**Chorus:**

Singing na na na na na na na na- Heh!  
Na na na na na na na na- Huh!  
Yes, Jesus loves me, Yes, Jesus loves me,  
Yes, Jesus loves me, The Bible tells me so

Jesus loves me when I'm good  
When I do the things I should  
Jesus loves me when I'm bad  
Though it makes Him very sad  
(Chorus)

**23. My God Is So Big**

My God is so big, so strong and so mighty  
There's nothing my God cannot do  
My God is so big, so strong and so mighty  
There's nothing my God cannot do  
The mountains are His, the rivers are His  
The stars are His handiwork too  
My God is so big, so strong and so mighty  
There's nothing my God cannot do, for you

**24. No One That I Know**

No one that I know walks like you,  
Talks like you, or looks like you  
No one that I know is like you  
No one else does what you do

**25. Sheep Song**

I wanna be a sheep baa baa,  
I wanna be a sheep baa baa  
Cuz Jesus loves sheep  
I wanna be a sheep baa baa  
I don't wanna be a goat nope nope  
I don't wanna be a goat nope nope  
Cuz there ain't no hope for goats  
I don't wanna be a goat nope nope

**26. Satan Didn't Like It**

Satan didn't like it when we  
Came outta the wilderness  
Came outta the wilderness  
Came outta the wilderness  
Satan didn't like it when we  
Came outta the wilderness  
Walkin' with the Lord, Walkin' with the Lord  
Walkin' with the Lord  
Satan didn't like it when we  
Came outta the wilderness  
Walkin' with the Lord

Swimmin' with the Lord...  
Dancin' with the Lord...

**27. Shake a Friend's Hand**

Shake a friend's hand,  
Shake the hand next to you  
Shake a friend's hand and sing along  
Shake a friend's hand,  
Shake the hand next to you  
Shake a friend's hand and sing,  
Sing a ha-la-la-la-la-la-la-leluah,  
Ha-la-la-la-la-leluah (repeat)

Scratch a friend's back, ...  
Hug a friend's neck...

**28. Swing Low, Sweet Chariot**

Swing low, sweet chariot  
Comin' fo' to carry me home  
Swing low, sweet chariot  
Comin' fo' to carry me home

**29. On a Day Like This**

On a day like this (clap, clap)  
On a day like this (clap, clap)  
On a day like this (clap) Ohhhhhhhh  
I need the Lord to help me  
On a day like this (stomp, stomp, clap, clap)  
On a day like this (stomp, stomp, clap, clap)  
On a day like this (stomp, clap) Ohhhhhhhh  
I need the Lord to help me

On a day like this (toot, toot, stomp, stomp, clap, clap)...

On a day like this (pat, pat, toot, toot, stomp, stomp, clap, clap)...

On a day like this (bounce, bounce, pat, pat, toot, toot, stomp, stomp, clap, clap)

**30. The Fruit of the Spirit**

The fruit of the Spirit's not a banana  
The fruit of the Spirit's not a banana  
If you wanna be a banana  
You might as well hear it  
You can't be a fruit of the Spirit  
Cuz the fruit is love, joy, peace and patience,  
kindness, goodness, faithfulness, gentleness and  
self control  
The fruit of the Spirit's not a coconut...  
The fruit of the Spirit's not a lemon...

**31. This is the Day**

This is the day, this is the day  
That the Lord has made, that the Lord has made  
I will rejoice, I will rejoice  
And be glad in it, And be glad in it



**SONGS: Use these suggested songs during your opening song time. Feel free to add any fun Christian children's songs that you know too.**

This is the day that the Lord has made  
I will rejoice and be glad in it  
This is the day, this is the day  
That the Lord has made

**32. This Little Light of Mine**

This little light of mine, I'm gonna let it shine  
This little light of mine, I'm gonna let it shine  
This little light of mine, I'm gonna let it shine  
Let it shine, let it shine, let it shine  
Hide it under a bush, oh no!  
I'm gonna let it shine  
Hide it under a bush, oh no!  
I'm gonna let it shine  
Hide it under a bush, oh no!  
I'm gonna let it shine  
Let it shine, let it shine, let it shine

Won't let satan blow it out,  
I'm gonna let it shine

**33. Walk, Walk, Walk, Walk in the Light**

It's a great day to praise the Lord.  
It's a great day to praise the Lord.  
It's a great day to praise the Lord.  
Walking in the Light of Love.  
Walk, walk, walk, walk in the light (Hey!)  
Walk, walk, walk, walk in the light (Hey!)  
Walk, walk, walk, walk in the light (Hey!)  
Walking in the Light of Love.

It's a great day to hug a neck...  
It's a great day to say "Amen!"...

**34. What a Mighty God We Serve**

What a mighty God we serve  
What a mighty God we serve  
Angels bow before Him  
Heaven and earth adore Him.  
What a mighty God we serve.

**35. Who's the King of the Jungle?**

Who's the king of the jungle? ooo ooo  
Who's the king of the sea?  
wiggie wiggie wiggie  
Who's the king of the universe,  
and who's the king of me?  
I tell you J-E-S-U-S! Yes!  
He's the King of me  
He's the king of the universe,  
the jungle, ooo ooo  
and the sea. wiggie wiggie wiggie

**36. With Jesus in your Boat**

With Jesus in your boat,

you can smile through the storm  
Smile through the storm,  
smile through the storm  
With Jesus in your boat,  
you can smile through the storm  
When you're sailing home  
Sailing, sailing home, sailing, sailing home  
With Jesus in your boat, you can smile through  
the storm when you're sailing home

## GAMES: These games are just suggestions to help you get started. Feel free to incorporate other children's games you think will work well.

**Big, Bad Wolf:** Have the children stand in a line at one end of the game area. One leader or child is the “Big, Bad Wolf” and will stand at the other end of the area with her back to the children. In unison, the children shout, “What time is it Mr. Wolf?” The wolf answers with an hour, “4 o'clock”, for example. The children take that number of steps forward. If the wolf said “4 o'clock,” the children would take 4 steps toward the wolf. When the wolf thinks the children are close enough to her, she answers their question with, “It's eating time!” Then she chases them back to their starting line. Anyone she tags joins her as a wolf. The game ends when all but one participant has been tagged.

**Knots:** Direct children to stand in a circle, then tell them to join right hands with someone across from them. While maintaining that grip, each person should grab a different person's left hand. No one should join hands with a person immediately beside him or her. The objective of the game simply is to untangle masses of arms, legs, and bodies without releasing hand grips. Twisting or adjusting a grip is permissible and needed to prevent impossible movements of joints! Untangling the knot may take time, but usually a single large circle or two small ones (interconnected) are formed. If, after a reasonable amount of time, the group is still helplessly tangled, direct two participants to drop each other's hands. Doing so will permit a quick solution.

**Overall Understanding:** Players are divided into two teams. Teams line up in parallel rows with players standing behind one another. The first player on each team is given a beach ball, or balloon. When the leader says, “Go,” the first player on each line passes the ball backward over her head to the second player. The second player passes the ball under his legs to the next person in line, and so forth. The ball continues to be passed backward down the line, alternately over and under, until it reaches the last player. The last player, receiving the ball, runs to the front of his or her line and begins to pass the ball back again. This continues until every player on the line has a chance to be at the beginning. The team whose first player gets to the front of the line again is the winner.

**PREPARATION TIP**—Once children get “wound up”, it can be tough to get them “wound down” again. Games time is an important bonding opportunity between you and the children. Don't use games that are too rough or that could become a distraction: Red Rover, roughhousing, etc.

**Parachute:** You will have a tarp with you to use for the children to sit on each day. The tarp can double as a “parachute”. Have the kids stand on all sides of the tarp and hold it at waist level. Each side of the tarp is a team, making four teams. Put a beach ball on the tarp. Have the kids shake the tarp. They should try to shake the tarp so that the beach ball falls off another team's side. Whenever the beach ball falls off the tarp, the team on that side gets a point. The team that has the fewest points at the end of the game wins.

**People to People:** Tell everyone to find a partner and choose one person to lead the game. The leader yells a body part, and the players will touch each other using that part. For example, the leader might say, “knee to knee,” and the partners will touch knees. After several rounds, the leader will yell, “people to people,” and everyone has to find a new partner. The leader also runs into the crowd and finds a partner. Whoever is left without a partner is the new leader.

**Sharks and Minnows:** You will need a good size running area for this game. Have the children line up along one side of the area. They are the “minnows”. Have the leader stand in the middle of the area. The leader is the shark. When the shark yells “Go!”, the minnows run to the other end of the area. The shark runs around and tags as many minnows as possible before they reach the other end of the field. When a minnow is tagged, he or she must freeze wherever tagged. When all of the untagged minnows reach the end of the area, the shark yells, “Go!” again. This time the shark and the frozen minnows may tag the runners. The game continues until there is only one minnow left. That minnow is the winner and begins the next game as the shark.

**Everybody's It Tag:** There are two rules: (1) everybody is It, and (2) when a player is tagged, he or she is frozen. Have everyone stand in a circle. Then the leader shouts “Everybody's it!” and the game starts (and quickly ends).

**GAMES: These games are just suggestions to help you get started. Feel free to incorporate other children's games you think will work well.**

**Hospital Tag:** The first time a player is tagged, she puts her hand on the part of herself that was tagged. The second time she is tagged, she must put her other hand on that area. The third time, because she is out of hands, she must sit down.

**Freezer/Defroster Tag:** A tagged player must freeze with his hands and feet on the ground and his back to the sky. He can move again when another player crawls between his hands and feet.

**Trust Walk:** Chose a landmark in your area to be the "goal" of this game. A mailbox or tree will probably be readily available for this purpose. Blindfold one player and choose another player to be the "guide." Have the rest of the children scatter themselves between the blindfolded person and the goal. The guide leads the blindfolded person through all the people to the goal while the children in the way will call out other directions. The blindfolded player must listen carefully to the guides instructions. Let the children take turns being blindfolded and being the guide.

**Circle Spot Rush:** All players stand in a circle, arms' length apart, facing inward. In the center of the circle are small markers (paper plates, pieces of construction paper, etc.). The number of markers is always one less than the number of players. The leader of the game stands just outside the circle and calls out various types of movement: run, skip, hop, etc. The players move clockwise around the circle in the way directed by the leader. The game leader can also call out *stop* (all players freeze wherever they are) or *about face* (players continue to move in the same manner but reverse directions). When the game leader yells *rush* all players run to the center of the circle and try to stand on one of the markers. Whichever player does not stand on a marker is eliminated. One marker is removed and play continues. The object of the game is to be the last player remaining.

**Animal Relay:** Each small group will be a team. Teams stand in single file lines, facing a finish line about fifty feet away. The first player runs across the finish line, runs back, tags the next player, and goes to the end of the line. The relay continues until each player has run twice. While they run the game leader calls out various animals. All players must run like that animal until the next one is called. The first team to have all their players finish twice wins.

**Sit Down Volleyball- materials needed: beach ball:** Divide all players into two equal teams. Have the two teams sit down indian-style facing each other in two to four rows. The object of the game is to get the ball behind the other team. One person throws the ball up in the air and the two teams hit the ball back and forth until one team hits it over the heads of the other team and it lands behind them. Score just like regular volleyball. The catch is that both teams have to stay seated throughout the entire game. You can add variety to the game by having each team use only one hand or sitting with teams backs toward each other instead of facing each other.

**Elbow Tag:** Assign all players a partner. Spread pairs out evenly across the playing area. Have the pairs link arms. Choose one pair to start out as the chaser "It", and the chasee. Just like regular tag, It tries to tag the chasee. If the chasee is tagged, he or she in turn becomes it and the chase reverses. The chasee's goal is to link with another player. When the chasee links arms with one side of a pair, the other player must unlink, becoming the chasee.

# PUPPETS

Remember that you can borrow puppets from Mission Arlington / Mission Metroplex if you do not have any.

More than two decades ago, we learned that puppets have a power to draw people. Obviously a simple puppet show holds the most charm for young children. You will be amazed, however, how many parents, grandparents, aunts, and uncles will come to watch puppets just because they are curious. This gives you a great opportunity to connect with them and potentially share the gospel. So don't be afraid to try using them, even if you never have before. Here are some tips on how easily incorporate puppets into your Rainbow Express program:

**SONG TIME**—Have the puppets sing along with the songs. This is fun for young children.

**MEMORY VERSE**—Have the puppets help teach the memory verse. We have found it to be especially helpful to have the children teach the memory verse to the puppets. Let the puppets “play dumb” so that it takes them several tries to learn it.

**GATHERING**—Have the puppets going while you are out knocking on doors and taking attendance. You will find the puppet show attracts plenty of curiosity.

**CLOSING TIME**—Have the puppets ask the review questions in the final large group time. Alternatively, you could have the puppets give funny answers to the review questions asked and let the children help correct them.

**PUPPET CONCERTS**—One of the simplest and surprisingly effective ways to use puppets is to let them give a one or two song “concert” each day during your Rainbow Express program. You will be given a CD of four songs while you are at Mission Arlington, each of which will incorporate thematically with one of the days of Rainbow Express. Use these as the final song from each day's puppet concert and as a segue to introduce the days' topic. You can add your own songs too. We have had great response with upbeat Christian music, especially if there is an easy chorus the kids can catch on to and sing along with. Songs like “Get Down” or “Big House” by Audio Adrenaline, “Dive” by Steven Curtis Chapman, “Shine” or “He Reigns” by the Newsboys, and a huge number of others by artists like David Crowder, The Supertones, and more are fun songs to do with puppets.

*A NOTE ON PUPPET MUSIC—It is very important to remember that some songs that might be youth group favorites may be more likely to drive away than attract some parents. Keep in mind that the goal is to find opportunities to interact with all age groups, not just children and teenagers. We recommend not using some of the “rockier” Christian music out there, such as Thousand Foot Krutch or some Tobymac. Don't forget that the music is for the residents of the apartments, not for our personal listening pleasure. If you would like to purchase more puppet music, the CDs we will loan you while you are here are from a series called RPM-Righteous Pop Music. You can order from them online from the company that produces them at [onewaystreet.com](http://onewaystreet.com).*

**PREPARATION TIP:** Print the lyrics to each of the four puppet songs. Taping these sheets to the inside of your puppet stage will help you as you perform. If you do not have a puppet stage you can easily make one out of a large cardboard box (at Mission Arlington we use refrigerator boxes or washer/dryer boxes). Just cut and unfold the box and then decorate the front with butcher paper, spray paint, or any other way that you would like. If you are not able to make one, you may borrow one from Mission Arlington / Mission Metroplex while you are here.



## PUPPETS DAY ONE—*You Must Be Born Again*

There's rejoicing in the streets  
And we worship at His feet  
'Cause the sins we have committed are all  
gone

And the Christ who leads us on  
He has cleansed us from all wrong

Every knee, everyone, every nation  
Will all bow to the God of creation  
Gotta spread the good news all around  
To let Him in your heart today  
'Cause Christ is the only way  
Better get on your knees and pray  
You must be born again

The change, it has to come  
Confess what you've done wrong  
And He'll come into your heart where He  
belongs

And you'll never be the same  
'Cause your heart and life are changed  
It's for you that God gave His only Son

PUPPETS DAY TWO—*Heavenly Streets*

Sunny day, chasin' my sin away  
On my way to where my Lord  
I'll meet

Can you tell me how to get  
How to get to Heavenly streets

On that day, everything's A-OK  
Friendly angels singing songs  
so sweet

Can you tell me how to get  
How to get to Heavenly streets  
How to get to Heavenly streets  
How to get to Heavenly streets

PUPPETS DAY THREE—*Where Everybody Knows Your Name*

Making your way in the world  
today takes everything you've  
got

Trusting God for your salvation  
sure does help a lot

Isn't it comforting to know,  
someday you're gonna go

Where everybody knows your  
name

And they'll all be glad you  
came

You're gonna be where you'll  
be free

Of the troubles you overcame  
Up in Heaven where everybody  
knows your name

## PUPPETS DAY FOUR—(*God Loves*) *Everyday People*

God's always right, and he's never wrong  
 He came to give us all a song  
 The girls and the boys and the women and men  
 Makes no difference what group we're in

God loves everyday people, yeah yeah

God loves the tall ones and God loves the short ones  
 And He can use a blonde one  
 To witness to a freckled one  
 In His name, we're all the same  
 And so on and so on and scooby dooby doo-bee

I am no better, and neither are you  
 He loves us the same, whatever we do  
 He loved us, He saved us, He calls us again  
 Makes no difference what church we're in

God loves everyday people, yeah yeah

God made yellow ones  
 God made the black ones  
 And God made the brown ones and God made the  
 white ones  
 In His name, we're all the same  
 And so on and so on and scooby dooby doo-bee

Oo sha sha  
 God loves everyday people



**Who do you say I am?**

# Activity Packets

Handouts with coloring pages and other activities for days 1, 2, and 4 (day 3 you will be making a necklace instead)



Dr. Luke wrote two books of the Bible: *Luke* and *Acts*. The Bible helps us know the truth about Jesus.



Jesus healed the boy that nobody else could help. He showed that He is truly God.

S	E	Y	M	C	A	M	U	S	V	E	R	U	C	H	C	A	U	R	S
L	O	W	J	E	S	B	E	I	N	S	H	E	U	S	E	T	O	F	
O	U	I	V	E	E	S	O	R	G	.									



This puzzle tells us an important truth about Jesus. To solve it, match the letter tiles above to the empty spaces below. When you finish, you will have a complete sentence.

## *Memory Verse Word Search*

D U T U C S F V A A S J O T P  
G N S T I V F K E A U F V S Y  
I Y U D E V A S L P S P A U A  
V V M O W D E V L N E V A E H  
E K S H F I A M M R J A S K I  
N C I C M T N R A F T T E P F  
R C U V I U N E I N C D B J J  
H G X O E G N T L A T V D B T  
N H N R B U T D O X O B R D Z  
F Z E H T X M P E V V N F Z N  
D H K O V L D N P R I D V W I  
T Z Y Y A I T B I V O B E T M  
M R I Y T B Z Q R I E M J V A  
Z C J R U Q D O Q S L E G V J  
T U I O T H E R M R M O K N G

Salvation is found in no one but Jesus, for  
there is no other name under heaven given to  
men by which we must be saved. Acts 4:12

Can you find all of the underlined words from the  
memory verse in the word search above?



The paralyzed man's friends brought him to Jesus. When they could not enter the house, they made a hole in the ceiling. Jesus forgave the man's sins and healed him.



The man rolled up his mat and walked home. The Pharisees were angry, but the others were amazed by Jesus.

# Jesus Heals a Paralyzed Man

A J K U J W F H L S J T R Q P  
U H C F G R F O J L U E O L O  
P G T J I H K L I Y W S J V E  
C Z B E S F U E O O S Y E N E  
Q N N T A M J U L F X W I J S  
A D P D X C R T N I A X W Y U  
S A G X U X H Q Q L R Z C R O  
W Q Q D T J M I K U C O R K H  
A G C S O N V H N D R H O I U  
P A R A L Y Z E D G O Q R F P  
R C L C Y G D U X M W N V O S  
N E V I G R O F Z Q D W D Z Q  
N S F H L K S E A E E K Q I L  
R O P E S I W U R U D I D S T  
K G Q P H P S A C Y S J I X J


CROWDED  
HOLE  
LOWER  
ROOF  
WALK

FORGIVE  
HOUSE  
MAT  
ROPES  
FRIENDS


JESUS  
PARALYZED  
TEACHING



# Pick up the Fallen Phrase



N E A D  
 O I J R T O F B E D I N N  
 L V A T I M U S I E E U N U T H W R E I O O  
 B G T V E N O N A T M B N O R D N V E H E A H E N E O  
 S A U T H E E S U S M S F O R S Y R E H I C V S W N N E



All of the letters fell off of this poster. Can you help pick them back up? (Hint: The letters did not fall off in order, but they fell straight down. Each letter goes into one of the white spaces directly above it.)



Jesus told a story of a rich man throwing a party. The rich man filled his house with anybody that wanted to come. God invites us to His house too! He wants us to be in Heaven with Him.



Jesus Loves Everybody!

# Crack the Code

A	B	C	D	E	F	G	H	I	J	K	L	M	N	O	P	Q	R	S	T	U	V	W	X	Y	Z
19			6		2		5		3		25		14		26		22		21		23		10		8

L V T N      F N D N N      N  
 24 20 25 23 20 21 7 16 14      7 24 2 16 15 14 6      7 14 14 16 16 14 12

B T J , F R T H R      N  
 19 15 21 3 12 24 15 24      2 16 22 21 5 12 22 12      7 24 14 16

T H R N      N D R H V N      V N  
 16 21 5 12 22 14 20 13 12      15 14 6 12 22 5 12 20 23 12 14      18 7 23 12 14

T N B H H      T B  
 21 16 13 12 14 19 4      17 5 7 1 5 17 12 13 15 24 21 19 12

V D .  
 24 20 23 12 6

# *Jesus Loves Everybody*

S E E X F Q H B F H U O C W E I C C G P  
P T E O A K U I N V I T E D X C Z G F Y  
B F R W K Q Z I C S J R W A C Z N L S G  
M P T E V O G F Y M S P S L U N V V T A  
D F D U E X A D Y E O P N U S U K C S L  
E C P C X T O R G O O J S Y E F H V E I  
Y W B Z J B S I R P C L O P S P O L U J  
E J O Q Y T A C A M Z C O U J C F X G C  
H X I R L O K H D J W N F J P A R T Y O  
N W E M K A U P G S G G R P H D F Q O L  
G V F D Z Z F R X T G T O N Z N K Q Z S  
E L V P Q W N C O R H I O A S E D H G R  
T N A V R E S M W R D Z W M R R E R V E  
Y U P Y Y E N M S Q K G R E A F G A B K  
S W J E Q D T O W M O P X E B A Z R E P  
L R C E E U L Q J N H S O H N W Q Y M E  
C Q S L C D V H N E M N U G X N W J Z O  
L F A X I O H K T J S K U M J T I P O B  
L E T E X Z Y T R K U U Z V X R Q D H I  
H F R S C A S N B J O Y S I F E R P F F

DINNER  
EVERYBODY  
EXCUSES  
GUESTS  
HEALED

INVITED  
JESUS  
PARTY  
POOR  
RICH

SERVANT  
SOLDIER  
STREETS

## MEMORY VERSE: these are suggested activities to help you review the memory verse during your small group times. Feel free to add other ideas as well.

### Teams

Divide the kids into two teams. Let one side say the first part of the verse and let the others complete it. See how loud and soft and fast and slow each side can be. (Remember you can be creative in your team divisions: Boys v. Girls, Sandals v. Tennis Shoes, Eye or Hair Colors, kids wearing shorts v. kids wearing jeans...etc.) Compliment both teams on a job well done.

### Memory Verse Challenge

Make signs using construction paper with one or two words of the verse on each. Have several workers or children stand at the front and hold the signs so that everyone can see the words. Lead the children in saying the verse together a few times. Then, one at a time, have the sign holders hide their sign, and say the verse together again. Repeat this until all the signs are hidden and say the verse one more time.

**PREPARATION TIP:** Some of these ideas require extra supplies and/or preparation ahead of time. You need to decide which activities you want to use ahead of time so that you can be sure to pack the supplies you will need.

### Hand Signs

Assign a hand motion for each word of the verse. Teach the children the hand signs and the words at the same time. Then say the words while the children only do the hand motions. And then do the hand motions while the children say the words.

### Volley Verse

Sit or stand in a circle. Take a soft ball or balloon and pass it around in a circle, each person saying one word of the verse as they hold the ball and pass it on. Go fast and slow, repeating the whole verse each time. When the kids feel comfortable saying the verse, volley the ball from person to person across the circle, letting each person say one word as they pass the ball.

### Verse Pop

Gather several small strips of paper and write one or two words of the verse on each strip. Put each paper inside a balloon and inflate the balloon. Let the children who are sitting the most quietly pop the balloon handed to them, and say the word they find inside. Have all the children repeat the word and continue until all the balloons are popped. Have a copy of the entire verse ready so that, in the end, the children can see the whole verse on one page. Repeat the verse several times with all the children. (It is a good idea to write numbers on the balloons so you can hand them to the children in the correct order. Also, be aware of smaller children who might be afraid of the popping noise.)

### Verse Puzzle

Write the verse on a piece of paper and cut the paper into 6-10 pieces. Let the children put the puzzle together as a team. Make sure everyone gets a chance to help. When it is finished, say the verse altogether. Put the puzzle together again. See how fast the children can finish the puzzle and say the verse.

### Verse Sticks

Write phrases of the verse on several craft sticks. Work together to put the sticks in the correct order.

### Verse Chain

Gather several small strips of paper and write one or two words of the verse on each strip. Working together in your small group, tape the links together in circles to make a paper chain. When you finish, say the verse all together.

Salvation is found in no one but Jesus,  
for there is no other name under  
heaven given to men by which we  
must be saved. Acts 4:12

---

Solo en Jesus hay salvación, porque  
no hay otro nombre bajo el  
cielo dado a los hombres, en  
el cual podemos ser salvos. Hechos 4:12

# *A final word . . .*

Whether you are coming here to Mission Arlington or using this material for another mission outreach, we are grateful for the opportunity to partner in ministry with you. Please contact us with any questions or to let us know how we can pray for you. Daily updates and prayer requests at Mission Arlington, as well as a variety of additional curriculum resources, are available at our web site.

For this reason I kneel before the Father, from whom his whole family in heaven and on earth derives its name. I pray that out of his glorious riches he may strengthen you with power through his Spirit in your inner being, so that Christ may dwell in your hearts through faith. And I pray that you, being rooted and established in love, may have power, together with all the saints, to grasp how wide and long and high and deep is the love of Christ, and to know this love that surpasses knowledge—that you may be filled to the measure of all the fullness of God.

Now to him who is able to do immeasurably more than all we ask or imagine, according to his power that is at work within us, to him be glory in the church and in Christ Jesus throughout all generations, for ever and ever! Amen.  
*Ephesians 3:14-21*

Mission Arlington / Mission Metroplex  
210 W. South Street  
Arlington, TX, 76010  
Phone: 817-277-6620  
E-mail: [mission@missionarlington.org](mailto:mission@missionarlington.org)  
Web: [www.missionarlington.org](http://www.missionarlington.org)